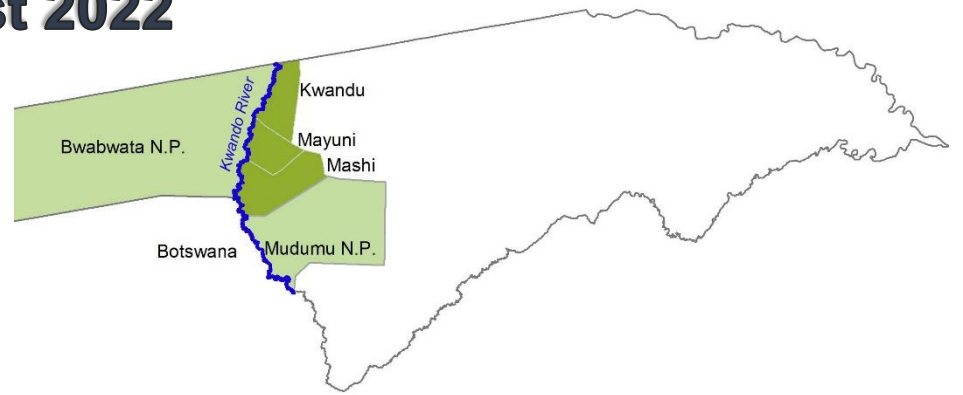


# GAME COUNTS-KWANDO RIVER

## August 2022

The fundamental purpose of these annual game counts is to inform MEFT of general wildlife trends in the parks and conservancies.

Since 2021 a boat transect has been undertaken along the Kwando river from the Angola border to the southern boundary of Mudumu National Park. The total transect length is 152 km. For each species, animals on each side of the river (and in the case of hippo, in the river,) are counted.

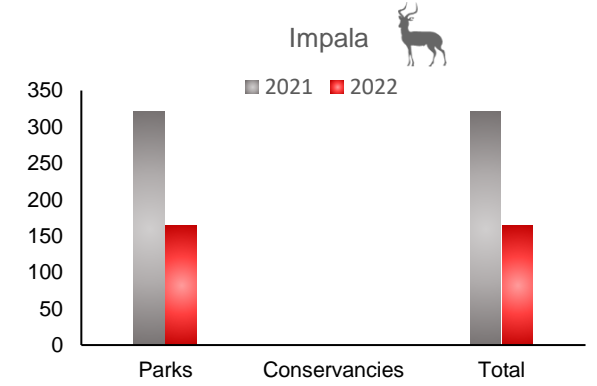
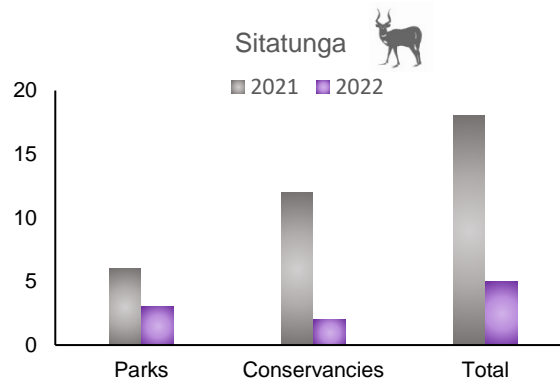
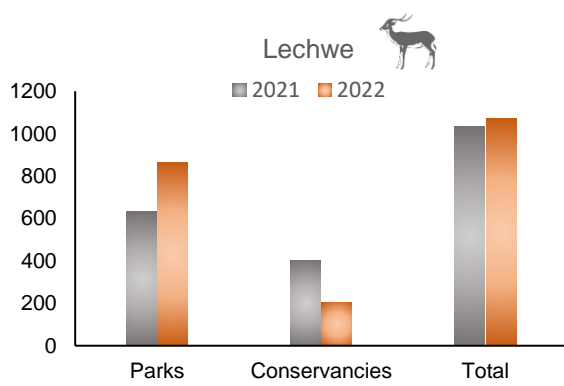
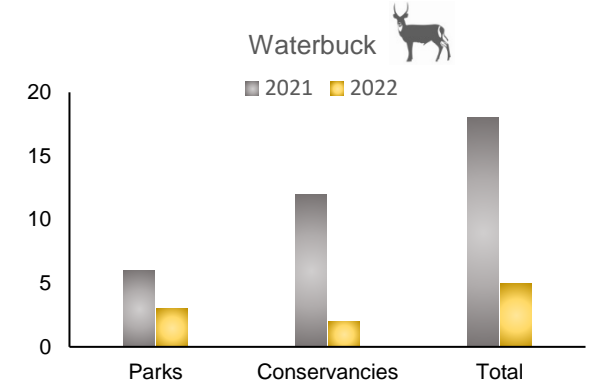
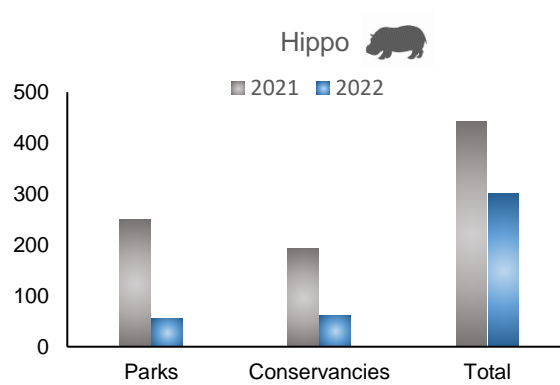
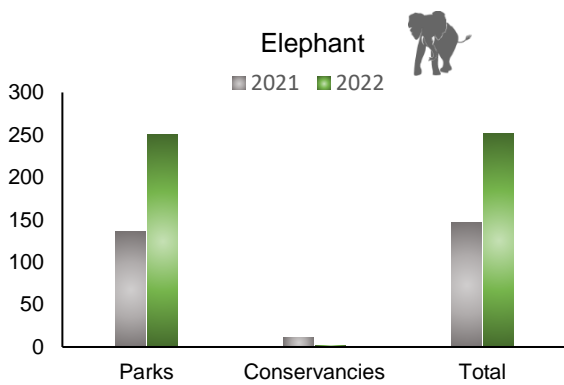


### Numbers seen by river section:

Species	Bwabwata N.P.	Kwandu	Mayuni	Mashi	Mudumu N.P.	River	Total	Botswana
Baboon	22						22	
Buffalo	143				61		204	47
Bushbuck					1		1	
Crocodile	8			1	5		14	3
Elephant	228			2	22		252	6
Giraffe	5						5	
Hippo	35	6	32	24	21	183	301	49
Impala	159				6		165	15
Kudu	10						10	4
Lechwe	701	19	106	81	165		1,072	150
Reedbuck	8						8	5
Sitatunga	3	2					5	
Tsessebe	7						7	
Warthog	1						1	
Waterbuck				7			7	26

### Numbers seen by Year:

Species	Bwabwata & conservancies		Mudumu	
	2021	2022	2021	2022
Baboon	68	22	43	
Buffalo	170	143	56	61
Bushbuck				1
Crocodile	22	9	5	5
Elephant	105	230	42	22
Giraffe		5		
Hippo	313	151	129	150
Impala	214	159	107	6
Kudu	15	10	2	
Lechwe	952	907	83	165
Reedbuck	13	8		
Sitatunga	18	5		
Tsessebe	8	7		
Vervet Monkey			1	
Warthog	1	1	4	
Waterbuck	9	7	3	
Wilbebeest	2			
Zebra	8			



Species	Fixed wing			Heli-copter	Fixed wing	Heli-copter
	2004	2007	2009	2014	2017	2019
Baboon	138	90	0	0	3	36
Buffalo	1,297	2,942	6,556	957	6,045	3,182
Bushbuck	2	1	0	40	0	0
Crocodile	77	88	45	335	4	73
Elephant	740	2,388	2,703	1,043	2,035	1,813
Giraffe	13	0	2	0	11	5
Hippo	868	733	482	2,330	868	1,255
Impala	214	404	980	921	368	208
Kudu	37	39	92	208	0	6
Lechwe	269	487	516	4,008	1,602	5,205
Ostrich	0	0	2	0	0	0
Reedbuck	44	135	40	263	123	211
Roan	0	0	0	32	2	0
Sable	0	22	7	13	5	69
Sitatunga	2	7	19	54	0	0
Tsessebe	4	31	16	8	0	22
Warthog	199	153	143	726	44	121
Waterbuck	7	3	10	128	82	80
Wilbebeest	0	21	64	36	23	49
Burchell's Zebra	13	57	49	29	31	88

Boat	
2021	2022
111	22
226	204
0	1
27	14
147	252
0	5
442	301
321	165
17	10
1,035	1,072
0	0
13	8
0	0
0	0
18	5
8	7
5	1
12	7
2	0
8	0



### Comparison with previous counts:

The entire Kwando River and the Linyanti River zone is regularly counted by MEFT using a helicopter or fixed-wing aircraft. We expect numbers from these counts to be higher than the boat counts due to the fact that:

- 1) The boat section counted is only half of the extent of the aerial count.
- 2) Aerial counts include Nkasa Ruparo which contains many of the main wetland species. Generally, around half or more of the lechwe and Hippo seen in aerial counts are located in the Nkasa Ruparo park section.

