

GAME COUNTS IN BWABWATA N.P.

Dry season - Live sightings

October 2020



Numbers seen:

Park Section	Mahango	Buffalo	Kwando
Total km	325	540	849
No. of routes	22	35	58
Species	Mahango	Buffalo	Kwando
Baboon	9		108
Buffalo	127	1,592	348
Bushbuck	1	1	
Bushpig			
Cheetah			
Crocodile	7	11	9
Duiker	22	67	88
Eland	2	250	111
Elephant	155	1,268	399
Giraffe	83		83
Hippo	12	24	56
Hyaena		2	5
Impala	589	279	766
Jackal BB		2	
Kudu	216	212	116
Lechwe	220	293	114
Leopard		2	
Lion		2	
Ostrich	7		6
Reedbuck	28	9	1
Roan	31	43	42
Sable	9	183	270
Steenbok	7	9	40
Tsessebe	51		59
V. Monkey	28	105	1
Warthog	88	111	14
Waterbuck		16	
Wild dog			1
Wildebeest	9		117
Zebra B.	166	32	401

Habitat

Species	Riverine zone with floodplain grassland	Wood land < 8km from the river	Wood land > 8km from the river
Baboon	97	20	0
Buffalo	1,149	884	34
Bushbuck	0	2	0
Bushpig	0	0	0
Cheetah	0	0	0
Crocodile	25	2	0
Duiker	8	73	96
Eland	32	175	156
Elephant	104	552	1,166
Giraffe	74	66	26
Hippo	84	8	0
Hyaena	2	4	1
Impala	1,162	468	4
Jackal BB	0	2	0
Kudu	208	252	84
Lechwe	414	213	0
Leopard	1	0	1
Lion	0	2	0
Ostrich	1	0	12
Reedbuck	26	12	0
Roan	7	82	27
Sable	86	191	185
Steenbok	7	12	37
Tsessebe	56	29	25
V. Monkey	73	46	15
Warthog	127	70	16
Waterbuck	0	16	0
Wild dog	0	1	0
Wildebeest	92	0	34
Zebra B.	171	193	235

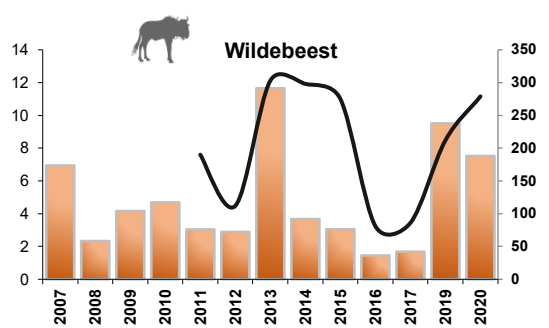
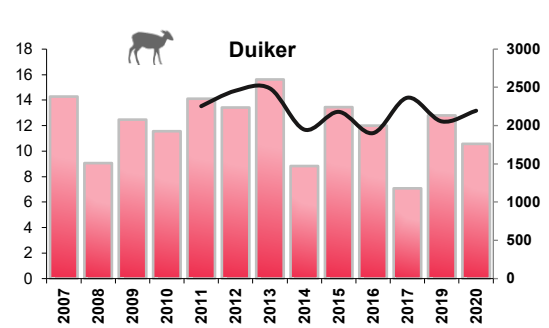
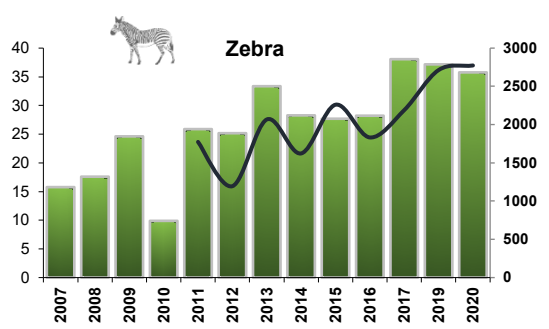
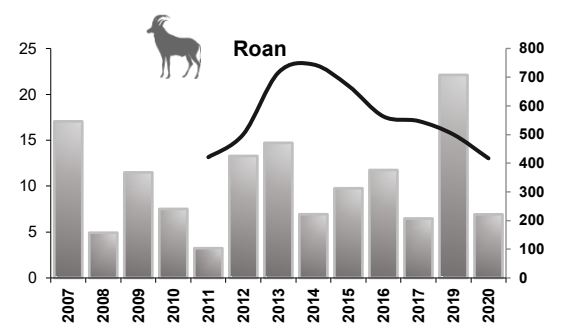
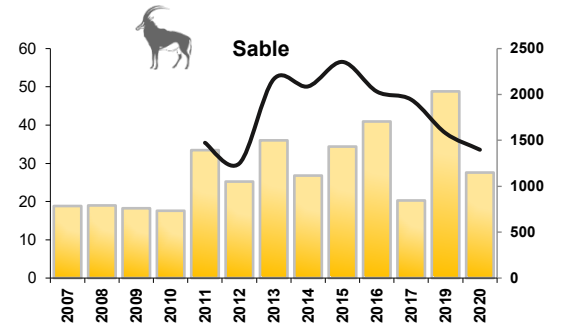
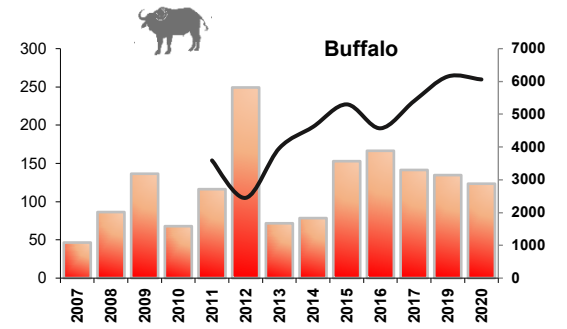
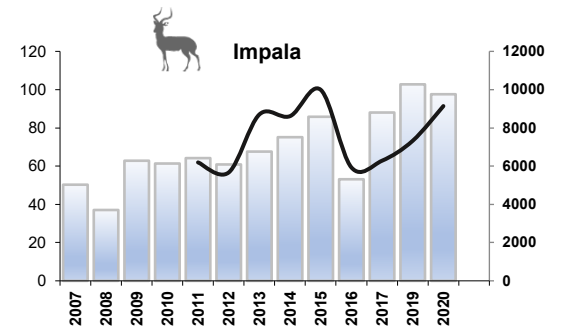
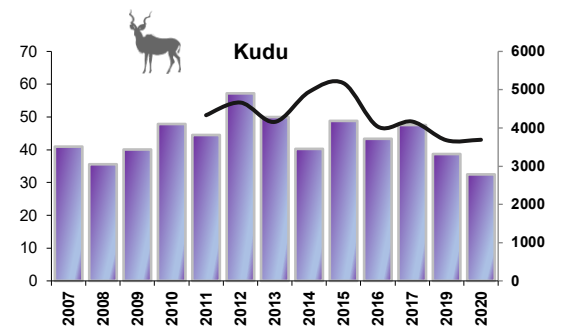
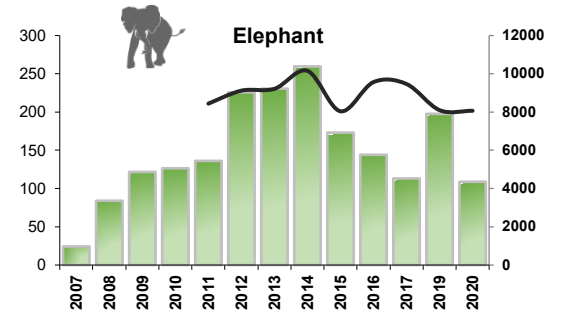
No counts were undertaken in 2018

Last 3 Count Years

Species	Animals Seen			Groups		
	2020	2019	2017	2020	2019	2017
Baboon	117	148	29	9	6	1
Buffalo	2,067	2,210	2,355	63	67	67
Bushbuck	2	11	13	2	9	9
Bushpig	0	8	0	0	2	0
Cheetah			3		0	1
Crocodile	27	28	13	15	19	9
Duiker	177	210	118	163	191	108
Eland	363	183	153	23	27	13
Elephant	1,822	3,243	1,884	136	157	111
Giraffe	166	119	94	43	36	27
Hippo	92	58	115	10	15	19
Hyaena	7	6	6	6	4	5
Impala	1,634	1,686	1,466	139	199	157
Jackal BB	2	2	0	1	1	0
Kudu	544	635	792	127	145	174
Lechwe	627	1,042	533	36	65	44
Leopard	2	1	0	2	1	0
Lion	2	0	2	1	0	1
Ostrich	13	41	21	7	14	8
Reedbuck	38	46	34	8	14	12
Roan	116	363	108	32	56	27
Sable	462	801	338	90	120	60
Steenbok	56	30	30	47	29	27
Tsessebe	110	80	101	21	20	23
V. Monkey	134	57	20	17	4	4
Warthog	213	298	215	85	100	86
Waterbuck	16	23	16	1	3	3
Wild dog	1	0	12	1	0	1
Wildebeest	126	156	28	9	25	5
Zebra B.	599	610	634	40	72	55

Trends

Numbers per 100km overall (bars) and 3-year average estimates over the past 10 years (line)




Estimates

Estimates were calculated using DISTANCE. These are average estimates calculated using sightings from the 3 most recent count years. The bottom row of the table (hyphenated) numbers = 95% Confidence Intervals (rounded).

Species	Mahango	Buffalo	Kwando
Buffalo	248	2973	2839
Duiker	96	798	1301
Elephant	319	3911	3835
Giraffe	73	0	468
Impala	1420	1437	6282
Kudu	744	1670	1276
Lechwe	308	428	498
Reedbuck	36	*	18
Roan	106	180	131
Sable	43	618	737
Steenbok	72	85	439
Tsessebe	123	0	264
Warthog	151	385	196
Wildebeest	26	*	253
Zebra Burchell's	137	159	2477
	75-252	72-352	1764-3479

* = too few observations to provide useful local estimates
0 = no animals seen in counts



Bwabwata-Mahango satellite image: Google Earth