

Supplementary notes and descriptions of Ethiopian Acmaeoderinae, Julodinae and Polycestinae (Coleoptera: Buprestidae)

by

E. HOLM

Department of Entomology, University of Pretoria, Pretoria 0002

The African Polyctesini and Acherusini are re-described and illustrated, completing the recent revision of the Polycestinae of the region (Holm 1982). Several hundred new distribution records and a number of biological notes are recorded for the African Acmaeoderinae, Julodinae and Polycestinae. Three new *Acmaeodera* species *A. (A.) penrithae*; *A. (A.) louwi*; *A. (R.) decellei*, and four new subspecies, *A. (A.) decemguttata endroedyi*; *A. (A.) bistriguttata nungu*; *A. (A.) kochi incinerata*; *A. (R.) ruficaudis pinguis* are described.

In recent years there has been a notable increase in collecting activity in southern Africa. Several thousand new specimens of Buprestidae have accumulated in collections, and it seemed inevitable that the recent revisions of Nothomorphini (Holm 1976), Acmaeoderini (Holm 1978) and part of the Julodini (Holm 1979) would need extensive revision.

The revisions seem little affected. A number of species which were known from single specimens are now better collected and several hundred new distribution records can be added. Only in the genus *Acmaeodera* do a few new species and subspecies need to be described. With so little to add the danger exists that such additions as there are, might be put off indefinitely. I therefore decided to complete the account of subsaharan Polycestinae and at the same time redescribe one Polyctesini and one Acherusini species. This paper therefore brings the record of Polycestinae, Acmaeoderinae and Julodinae (except the genera *Julodis* and *Sternocera* which still await revision) of the subsaharan region up to date.

The tribes Acherusini and Polyctesini are used here in accordance with Cobos (1980). The two African genera and species in these tribes are in my opinion correctly classified in that paper to which I also refer for the relevant generic diagnoses and keys.

The collections from which material was studied are abbreviated as follows in the text:

- ALB —Albany Museum, Grahamstown, Republic of South Africa.
- BM —British Museum, London, Great Britain.
- COP —Zoologisk Museum, Copenhagen, Denmark.
- MÜHLE COLL.—Hans Mühle, Augsburg, West Germany.
- MOZ —Instituto de Investigacao de Mozambique, Maputo, Mozambique.

NCI	—National Collection of Insects, Pretoria, Republic of South Africa.
PAR	—Muséum National d'Histoire Naturelle, Paris, France.
PRA	—Národní Museum v. Praze, Prague, Czechoslovakia.
RHO	—National Museum, Bulawayo, Zimbabwe.
SAM	—South African Museum, Cape Town, Republic of South Africa.
TER	—Musée Royal de l'Afrique Centrale, Tervuren, Belgium.
TM	—Transvaal Museum, Pretoria, Republic of South Africa.

The Buprestidae material in the University of Pretoria collection was given to the Transvaal Museum in January 1985. The combined collection is housed on permanent loan at the University of Pretoria. All material and types listed under University of Pretoria (UP) in my previous papers (Holm 1976, 1978, 1979) are therefore now the property of the Transvaal Museum, c/o University of Pretoria.

In this paper and henceforth, the combined collection will be referred to as the TM collection.

JULODINAE

Amblysterna natalensis (Fahraeus)

NEW RECORDS. ZIMBABWE: Chirundu, SE 16 28 Bb, 14.iii.1948 (TM). SOUTH AFRICA: NATAL: Ndumu game res., SE 26 32 Cd, iv.1970, Cl. Besnard (TER); CAPE: Port Elizabeth, SE 33 25 DC, i.1970, Cl. Besnard (TER). TRANSVAAL: Stentor est., KAAPMUIDEN, SE 25 31 Cb, 5.iv.1983, S. L. Chown (TM); Chapudi, 5.iv.1932, G. V. Son (TM). MOZAMBIQUE: Estima, Sanangue, Cabora Bassa, SE 15 32 Db, xii.1973, Ferreira (MOZ).

The record from Port Elizabeth is a considerable southern extension of the known distribution.

Julodella cicatricosa (Germar)

NEW RECORDS. CAPE: Rietfontein coast, SE 28 16 Dc, 6.x.1976, Endrödy-Younga (TM); Koekenaap, SE 31 18 CA, 28.x.1979, Endrödy-Younga (TM).

The Rietfontein specimen is an interesting nigrito-variation with bluish iridescence.

Neojulodis (Protojulodis) laticollis (Gahan)

NEW RECORDS. ETHIOPIA: Neghelli, 85 km E, NE 05 39 Dd, R. O. S. Clarke (TER); Sidamo prov., Dua Porma riv., 40 km SW (1050 m), NE 05 38 Bb, 12.v.1975, R. O. S. Clarke (TER). SOMALIA: 3 m. N Shahade, 22.v.1961, J. Roffey (BM); Afgoi, NE 02 45 Aa, 13.vii.1943 (BM).

Neojulodis (Protojulodis) clermonti (Théry)

NEW RECORD. ZAIRE: Lubumbashi, SE 11 27 Ab, xi.1975, R. Beun (TER).

Neojulodis (Protojulodis) myrmido myrmido Fairmaire

NEW RECORD. ETHIOPIA: Neghelli, 90 km E (900–1200 m), Ne 05 39 Dd, 17.v.1975, R. O. S. Clarke (TER).

This specimen is transitional to subspecies *N. (P.) m. politicorum* Holm.

Neojulodis (Protojulodis) myrmido politicorum Holm

NEW RECORD. ETHIOPIA: Neghelli, 105 km E (1300–1500 m), NE 05 39 Dd, 8.v.1974, R. O. S. Clarke (TER).

Neojulodis (Protojulodis) myrmido semiimpressa Théry

NEW RECORD. UGANDA: Mt. Utut, Kadam, iv.1955, v. Someren (BM).

Neojulodis (Protojulodis) vittipennis vittipennis (Fahraeus)

NEW RECORDS. ANGOLA: Mossamedes, SE 12 15 Aa, 1910, Arnsorge (BM); Pediva, 30 m E of Porto Alexandre, SE 11 15 Dd, 28.vi.1954 (400 ft on Mopane), Balfour-Browne (BM). NAMIBIA/S.W.A.: Oujuma 55 m NW Tsumeb, SE 19 17 Ba, 19.ii.1972 (BM). ZIMBABWE: Inyati Mine, SE 19 28 Db, i.1969, R. Nielson (BM). ZAMBIA: Livingstone, SE 17 25 Dd, 23.2.1913, H. C. Dollman (BM). SWAZILAND: Manzini, SE 26 31 Ad, xii.1970, T. Maguire (BM). SOUTH AFRICA: TRANSVAAL: Mogol Nat. Res., SE 23 27 Dd, 26.i.1982, R. G. Oberprieler (NCI); Langjan Nat. Res., SE 22 29 Cc, 20.i.1980, P. Smith (NCI); Rustenburg Nat. Res. SE 25 27 Ac, 12.ii.1983 (NCI).

Neojulodis (Protojulodis) vittipennis subvittata (Saunders)

NEW RECORDS. ZIMBABWE: Christon Bank, SE 17 31 Dd, 15.xii.1973, V. Allard (TER); Kariba, SE 16 28, 1965, H. Mathes (TER). MALAWI: Ft. Maguire-Ft. Johnston, SE 14 35 Aa, 17.iii.1910, S. A. Neave (BM); Ruo Valley, SE 15 39 Dc, 25.iv.1910, S. A. Neave (BM); Ft. Mangoche-Chika la Boma, SE 14 35 Cd, 25.iii.1910, S. A. Neave (BM). MOZAMBIQUE: Estima, Cabora Bassa, SE 15 32 Db, iv.1973, Ferreira (MOZ).

Neojulodis (Protojulodis) vittipennis satanas Obenberger

NEW RECORD. ZAMBIA: Mwendwa, S.E. 15 25 Bd, 13.ii.1914, H. C. Dollman (BM).

Neojulodis (Protojulodis) vittipennis sebastiani Holm

NEW RECORD. SOUTH AFRICA: CAPE: Kenhardt (16 km N), SE 29 21 Ac, 19.ii.1980, V. B. Whitehead (SAM).

Neojulodis (Neojulodis) picta picta (Thunberg)

NEW RECORDS. SOUTH AFRICA: CAPE: Clanwilliam (20 km N), SE 32 18 Bd, 9.ix.1982, V. B. Whitehead (SAM); Clanwilliam (21 km S), SE 32 18 Bd, 30.ix.1981, V. B. Whitehead (SAM); Seweputs farm, SE 31 18 Cb, 25.v.1981, Endrödy-Younga (TM); Clanwilliam, 39 km NE, SE 31 19 Cb, 15.ix.1983, C. L. Bellamy (TM).

Neojulodis (Neojulodis) picta vantonderae Holm

NEW RECORD. SOUTH AFRICA: CAPE: Botterkloof pass, SE 31 19 Cd, 15.ix.1983, C. L. Bellamy (UP).

Neojulodis (Neojulodis) tomentosa lasios Herbst

NEW RECORD. SOUTH AFRICA: CAPE: Clanwilliam (21 km S), SE 32 18 Bd, 30.ix.1981, V. B. Whitehead (SAM).

Neojulodis (Neojulodis) tomentosa gnaphalon (Herbst)

NEW RECORDS. SOUTH AFRICA: CAPE: Clanwilliam (39 k NE), SE 31 19 Cb, 15.ix.1983, C. L. Bellamy (TM); Nuwerus, SE 31 18 Ad, 15.ix.1983, C. L. Bellamy (TM); Eselsfontein, SE 30 18 Ac, 30.x.1977, Endrödy-Younga (grass netting) (TM); Vanryns Pass, SE 31 19 Ac, 24.x.1981, Endrödy-Younga (on flowering fynbos) (TM); Tygerberg hills, SE 33 18 Dc, 17.x.1976 (TM); Niewoudtville, SE 31 19 Ac, 10.x.1974 (SAM).

The specimen from Vanryns Pass is morphologically on the transition to subspecies *N. (N.) t. lasius* (Herbst).

Neojulodis (Neojulodis) papillosa (Thunberg)

NEW RECORD. SOUTH AFRICA: CAPE: Welbedacht grot, Cederberg, SE 32 19 Ac, 1.xi.1981, Endrödy-Younga (on flowers) (TM).

POLYCESTINAE: POLYCESTINI

Thurntaxisia Schatzmayr

Thurntaxisia Schatzmayr, 1929: 16

Acassidiocesta Mandl, 1972: 27; Cobos 1980: 52 **syn. nov.**

The genus *Acassidiocesta* was based on *Polycesta cotti* Fairmaire by Mandl (1972). This genus is synonymous with *Thurntaxisia* Schatzmayr, 1929 (type species *T. alexandri* Schatzmayr). I have seen the type of *P. cotti* and the description of *T. alexandri*, as well as correspondence (with drawing) between C. Koch and A. Théry on the type of the latter. There is no doubt that the two type specimens are congeneric. This correspondence and synonymy was kindly brought to my attention by my colleague Prof. A. Descarpentries.

Acassidiocesta schoemani Holm should therefore be *Thurntaxisia schoemani* (Holm) **comb. nov.**

Thurntaxisia alexandri Schatzmayr

Thurntaxisia alexandri Schatzmayr, 1929: 17

Polycesta madoni Théry, 1931, 76 **syn. nov.**

Acassidiocesta madoni Cobos 1980: 52

The synonymy between these two species was pointed out to me *in litt.* by Prof. Descarpentries in Paris, and was verified by Mr. Mühle who compared the types.

Polycestina (Damarana) damarana (Kerremans)

NEW RECORD. NAMIBIA/S.W.A.: Brandberg, SE 21 14 Ab, xii.1981, E. Holm (TM).

Pseudocastalia bennigseni bennigseni Kraatz

NEW RECORD. MOZAMBIQUE: Cabora Bassa, SE 15 32 Cb, xi.1973, Ferreira (MOZ).

Pseudocastalia bennigseni dybowskyi Kerremans

NEW RECORD. MOZAMBIQUE: Cadima, Cabora Bassa, SE 15 32 Da, xi.1973, Ferreira (TM ex MOZ).

Pseudocastalia arabica arabica Gestro

NEW RECORDS. SOMALIA: Laila, NE 11 42 Cb, 7.vi.1895 (BM); Erigavo, NE 10 47 Ac, 9.iv.1951, E. J. v. Ingen (BM).

Pseudocastalia penrithae Holm

NEW RECORD. SOUTH AFRICA: TRANSVAAL: Thabazimbi, SE 24 27 Cb, 13.xi.1983, E. Holm (on corrugated iron roof) (TM).

This female specimen was dead when collected and rather damaged, but is most probably the female of *P. penrithae* or a subspecies thereof. It agrees with the male except in the following: larger (14 mm long); purplish-blue above, frontal sculpture finer; uneven numbered elytral costae not as carinate; elytral costae irregular in apical third.

Castaliella laesicollis (Fairmaire)

NEW RECORD. ZIMBABWE: Chipinda pools, SE 31 21 Cd, XII.1982, C. Sharp (RHO).

Cobosesta castelnaudi (Kerremans)

NEW RECORD. SOUTH AFRICA: CAPE: Thursford Farm, SE 33 26 Ab, 7.I.1983, H. G. Robertson (NCI).

POLYCESTINAE: POLYCTESINI

Polyctesis magnifica (Waterhouse) (Figs 25–29, 38, 47)

Ptosima magnifica Waterhouse, 1875: 411; Kerremans 1884: 144, 1886: 164, 1903: 40, 1906: 55; Obenberger 1926: 51; Théry 1925: 225

Schoutedenia kerremansi Obenberger, 1924: 15–17; Théry 1925: 225

Schoutedeniastes kerremansi Burgeon 1941: 185.

Polyctesis magnifica Cobos 1980: 69.

Length: 15,6 mm (male), 16,5–18,3 mm (female); width 4,2 mm (male), 4,8–5,2 mm (female).

Yellow with black markings dorsally and ventrally, these black markings with a green metallic iridescence. *Head* with deep and dense umbilicate punctures except on a median smooth spot on frons, naked. Frons flat, epistome deeply and roundedly incised to level of antennal sockets. Eyes approximated dorsally, where distance between them is slightly more than length of eye. *Pronotum* glabrous, sculpted like head but much finer on disc; mildly rounded in front and on sides, mildly bisinuate at base. Lateral ridge continuous, posterior quarter of length projecting and visible from above. *Base* as wide as elytral base and completely contiguous with it. Median basal fossa deep, extending forward as a short groove; lateral basal fossae deep and slightly larger. *Elytra* about 3× as long as wide together, slightly depressed around the round scutellum, glabrous. Interstices flat except for two outer ones which are slightly conulate. All striae slightly conulate at apex; fourth, sixth and eighth terminating just before apical margin; striae fine, dense punctures sunk into shallow grooves; interstices with very fine single lines of punctures. Margin sharply but finely denticulate near apex, with apex of each elytron additionally strongly trispinose; hook above metacoxa very small or absent. *Underside* yellow with black markings along sutures and prelaterally on abdominal sternites. Sculpture small and rather sparse umbilicate punctures. Setation

very inconspicuous, fine, thin, sparse except on anterior rim of prosternum and posterior edge of abdominal sternites. Prosternum concave and with a rim in front, projecting roundedly into sternal cavity behind. Mesepisternum rounded and smooth. Last abdominal sternite slightly concave preapically, the apex sharply ridged and evenly semicircular (female). *Appendages* with coxae and femora predominantly yellow; tibiae, tarsi and antennae black with green iridescence. All tarsal segments except last with well developed pads. Antenna 1,5× length of eye; second segment very short; fourth and onward dilated, each with a round patch of sensory pores on underside on these dilations; last segment bluntly rounded terminally. Hindwing, Fig. 26; aedeagus, Fig. 29; length ovipositor, Fig. 27; length aedeagus, Fig. 28.

The generic classification by Cobos (1980) is correct, making the generic names of Obenberger and Burgeon redundant. The distribution of the genus is interesting (Neotropical and southern Ethiopian), and would seem to indicate an early Gondwana origin. The male, of which the first specimen has now been traced, differs from the female in having a marked protuberance on the distal end of the mesofemur, and the apex of the last sternite slightly concave. Twelve specimens have been collected. The species is so characteristic that the synonymy of *S. kerremansi* Obenberger (HT: TER) needs no discussion. The distribution is as indicated in Fig. 47, and decidedly does not extend to the "Cap b. Sp." as Obenberger's type is labelled. The biology is unknown.

MATERIAL EXAMINED. (12 specimens). ZIMBABWE: Turk Mine, SE 19 28 Da, 16.xii.1957 (RHO; TM); Bulawayo, SE 20 28 Ba, Fred Eyles (TM); Limpopo, ± SE 22 29, Saunders Collection (holotype of *magnifica*: BM), ditto (paratype of *magnifica*: PAR). BOTSWANA: Francistown, SE 21 27 Da, Daniels (TM), CAPE (erratum): "Cap b. Sp.", Péringuey (holotype of *kerremansi*: TER).

Polycestinae: Acherusini

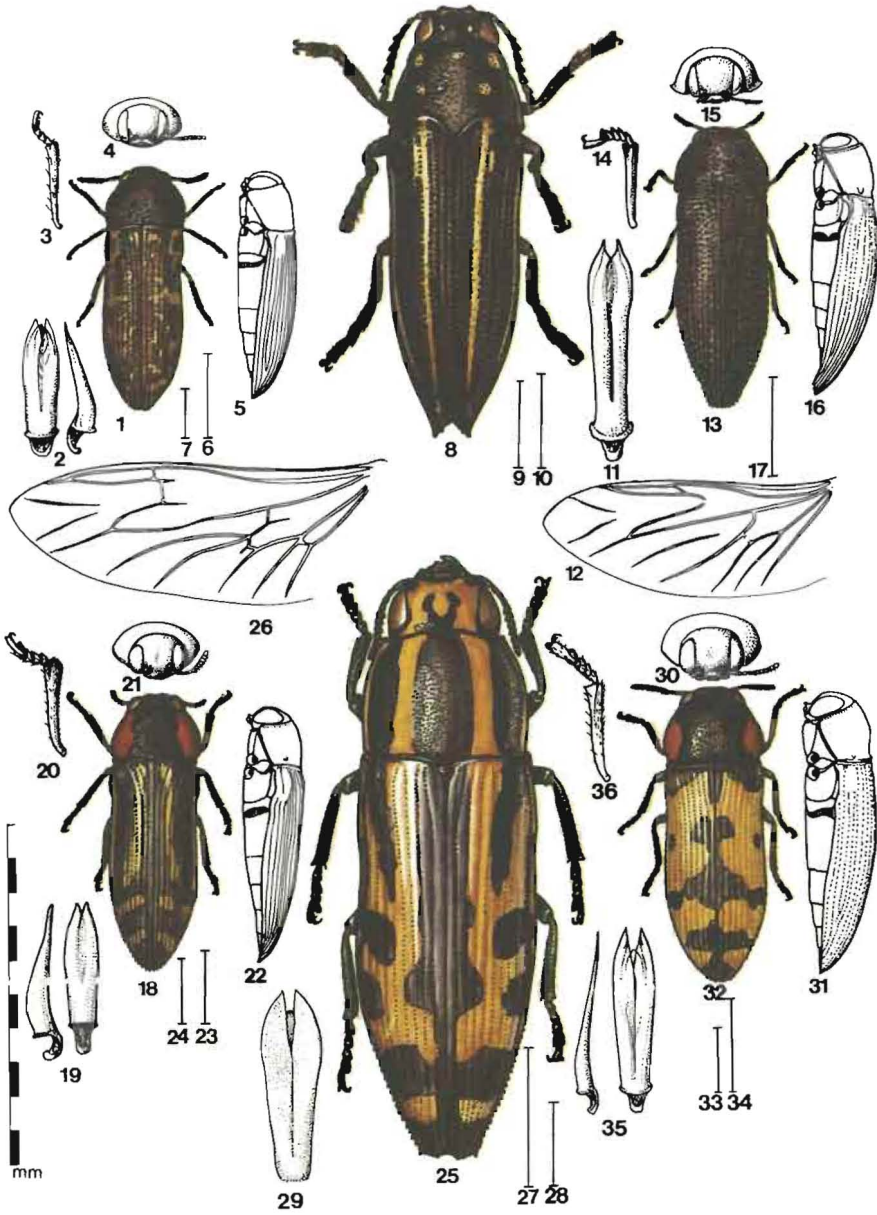
Bulis bivittata (F.) (Figs 8–12, 37, 47)

Buprestis bivittata Fabricius, 1801:186; Schönherr 1817:212.

Bulis bivittata Laporte & Gory 1837:2; Saunders 1871:43; Kerremans 1892:100; 1903:150; Obenberger 1926:364; Cobos 1980: 77–78.

Buprestis postulata; Thunberg, 1827:47.

Figs 1–36. Morphology of *Acmaeodera*, *Bulis* and *Polyctesis* species from Africa and Madagascar. 1–7, *Acmaeodera* (*A.*) *penrithae* sp. nov.: 1. dorsal view; 2. aedeagus, dorsal and lateral view; 3. front tibia and tarsus; 4. frontal view; 5. lateral view without appendages; 6. length of ovipositor; 7. length of aedeagus. Figs 8–12, *Bulis bivittata* (F.): 8. dorsal view; 9. length of aedeagus; 10. length of ovipositor; 11. aedeagus, dorsal view; 12. venation of hind wing. Figs 13–17, *Acmaeodera* (*R.*) *decellei* sp. nov.: 13. dorsal view; 14. front tibia and tarsus; 15. frontal view; 16. lateral view; 17. length of ovipositor. Figs 18–24, *Acmaeodera* (*A.*) *nickerli* Obenberger: 18. dorsal view; 19. aedeagus, dorsal and lateral view; 20. front tibia and tarsus; 21. frontal view; 22. lateral view; 23. length of ovipositor; 24. length of aedeagus. Figs 25–29, *Polyctesis magnifica* (Waterhouse): 25. dorsal view; 26. venation of hind wing; 27. length of ovipositor; 28. length of aedeagus; 29. aedeagus, dorsal view. Figs 30–36, *Acmaeodera* (*A.*) *louwi* sp. nov.: 30. frontal view; 31. lateral view; 32. dorsal view; 33. length of aedeagus; 34. length of ovipositor; 35. aedeagus, lateral and dorsal view; 36. front tibia and tarsus. All drawings to the provided scale, except aedeagi and front legs (figs 2, 3, 11, 14, 19, 20, 29, 35 and 36) which are 2× scale.



Bulis postulata Saunders 1871:43; Kerremans 1903:1; Obenberger 1926:365; Cobos 1980:78.

Bulis barians Laporte & Gory, 1835:2; Saunders 1871:43; Kerremans 1903:150; Obenberger 1926:365; Cobos 1980:78.

Length: 9,1–12,6 mm (male), 10,5–15,1 mm (female); width 2,9–4,0 mm (male), 3,2–4,8 mm (female).

Brownish-black with yellow markings (Figs 8, 37). *Head* with densely placed deep punctures, slightly sparser and more irregular on lower part of frons where there are thin whitish setae. Frons attenuating dorsally, mildly depressed in the middle, wider than length of one eye above. Epistome nearly straight, below level of antennal sockets. *Pronotum* sculptured like the head, attenuating anteriorly, with setae on sides as on frons. Disc with two depressions in anterior third, sides constricted at this level. Anterior margin nearly straight, posterior margin strongly bisinuate and overlain by elytra. No basal fossae discernible. Side with a weakly developed ridge which ends in a triangular flat area on postero-distal corner of pronotum and fades out in the constriction of pronotum one third of length from front. *Elytra* about 2,5× as long as wide together, incompletely closed over scutellum which may show as a small remnant posteriorly of elytral base. Setation very fine, short, white, inconspicuous. Sutural costae sharply ridged and slightly flaring out in posterior half of length. Scutellar and second costa reaching to within one quarter of elytral length from apex; third, fifth, seventh and ninth costae elevated, wider than even-numbered costae, third and fifth merging preapically. Striae round punctures, about half as wide as even-numbered costae. Base of elytra strongly rounded, depressed prebasally except at third costa. Lateral margin with a sharp and entire ridge, smooth except for a small denticule above metacoxa, and one prominent apical point before the weaker sutural point at apex. *Underside* brown to metallic black with variable small yellow spots on metacoxa, mesepisternum and below eyes. Sculpture evenly and densely spaced small punctures which bear very thin whitish setae. Prosternum with straight thinly rimmed anterior edge on same level as anterior edge of pronotum, followed posteriorly by a rounded bulge and a rounded depression. Posterior process projecting into sternal cavity bluntly rounded. Apex of last abdominal sternite with a thin bladlike and unsculpted edge, evenly rounded in female, roundedly truncate in male. *Appendages* with colour as on underside, but sparser punctures on legs. All tarsi with first four tarsal pads well developed. Metatibia with a dense linear brush of setae on outside. Antenna long, reaching base of pronotum in male, shorter in female; second segment shortest; fourth and onward dilated with round sensory areas on underside; terminal segment bluntly rounded. Hindwing, Fig. 12; aedeagus, Fig. 11; length of ovipositor, Fig. 10; length of aedeagus Figs. 9.

From the two syntypes of *B. bivittata* F. in Copenhagen I have selected and marked the better labelled and preserved female as lectotype, the male as paralectotype. The two syntypes of *B. varians* Castelnau and Gory in Paris are, as Cobos (1980) indicated, no more than colour varieties of *B. bivittata*, without conspicuous yellow markings. I have again selected and labelled the better preserved female as lectotype, the male as paralectotype. A male specimen marked "Transvaal" (erratum!) in the Obenberger collection (PRA) and another specimen without locality were marked as types of a variety by Obenberger, but not described. There is no significant difference between these specimens and the typical *B. bivittata*. The species *B. bivittata* is obviously a Gondwana relict like *Polyctesis magnifica*, with congeners in the Neotropical region. There are several records of the species being bred from *Podocarpus* species ('yellowwood') in the Eastern Cape.

MATERIAL EXAMINED. (43 specimens). SOUTH AFRICA: NATAL: Karkloof, SE 29 30 Ac, 24. ix. 1942, Marley (TM); Umgeni Poort, SE 29 30 Da, 14.i.1936, R. F. Lawrence (TM); Ntsubane, SE 27 32 Ca, 28.ix.1958, J. H. Grobler (NCI). CAPE: Knysna, SE 34 23 Aa, 24.i.1958, A. D. v. Rensburg (NCI); Addo, SE 33 25 Bc, xi.1942, A. Barnard (NCI); Katberg SE 32 26 Bc, i.1904, Gane (ALB); Boston, SE 33 18 Dc, 2.xii.1903 (ALB); Van Stadens Pass, SE 33 25 Cc, i.1924, Brauns (TM); Tier-vlei, SE 33 18 Dc, xii.1948 (NCI); Tsitsikama, SE 33 32 Dc, 11.i.1942, P. McGaffin (NCI); Alexandria, SE 33 26 Cb, 17.xii.1958, J. H. Grobler (NCI); Cap Bon. sp. *Bivittata* F. (lectotype of *bivittata*: COP); no labels (paralectotype of *bivittata*: COP); Cap bon. sp. (lectotype, paralectotype of *varians*: PAR).

ACMAEODERINAE: NOTHOMORPHINI

Nothomorpha minima Kerremans

NEW RECORDS. SOUTH AFRICA: CAPE: Kotzesrus, SE 30 17 Dd, 23.viii.1979, Endrödy-Younga (ground trap, faeces bait) (TM). NAMIBIA/S.W.A.: Sargdeckel, Klinghardt mt., SE 27 15 Bc, 2.x.1982, M. L. Penrith & J. Irish (WIN).

The Sargdeckel record is the northernmost for this species.

Nothomorpha maior Kerremans

NEW RECORDS. SOUTH AFRICA: CAPE: Strandfontein, SE 31 18 Cc, 9.xi.1975, Univ. Pret. exp. (TM); Mossel Bay, SE 34 22 Aa, 4.xi.1938, R. E. Turner (BM).

The Mossel Bay record is the easternmost for this species.

Nothomorpha pauperata Thomson

NEW RECORDS. SOUTH AFRICA: CAPE: Quaggafontein, Namaqualand, SE 30 17 Ba, 29.viii.1977, Endrödy-Younga (ground trap, meat bait); Dernbergsdraai farm, SE 30 17 Dc, 24.viii.1979, Endrödy-Younga (ground trap, fermenting banana bait) (TM).

Nothomorpha latifrons Holm

NEW RECORDS. SOUTH AFRICA: CAPE: "Cap b. sp." Drege (COP); Rietfontein gate, Richtersveld, SE 28 16 Dc, 2.ix.1976, Endrödy-Younga (ground trap, meat bait) (TM). NAMIBIA/S.W.A.: Witpootjieberg, Namib SE 22 15 Cc, 23.v.1978, Endrödy-Younga (sandblown hill) (TM).

Nothomorpha verrucosa Castelnau & Gory

NEW RECORDS. SOUTH AFRICA: CAPE: Montagu, SE 33 20 Cc, 30.x.1980, E. Holm (TM); Theronsberg, SE 33 19 Bc, 23.xii.1977, E. Holm (TM); Barrydale, SE 33 20 Dc, 30.x.1980, E. Holm (TM); Malmesbury, SE 33 18 Bc, 30.x.1980, E. Holm (TM); Welbedachtgrot, Cederberg, SE 32 19 Ac, 1.xi.1981, Endrödy-Younga (on flowers) (TM).

Nothomorpha rugosa rugosa (Thunberg)

NEW RECORDS. NAMIBIA/S.W.A.: Stamprietfontein, SE 24 18 Ad, xi.1948, Koch & van Son (TM). SOUTH AFRICA: CAPE: Koekenaap, SE 31 18 Ca, 31.viii.1978, Endrödy-Younga (ground trap, faeces bait) (TM).

Nothomorpha rugosa carinifrons Holm

NEW RECORDS. SOUTH AFRICA: CAPE: Barrydale, SE 33 20 Dc, 30.x.1980, E. Holm (TM); Top of Baineskloof, SE 33 19 Ca, 23.xii.1977, E. Holm (TM); Franschoek, SE 33 19 Ca, 30.x.1980, E. Holm (TM); NW Grahamstown, SE 33 26 Aa, 6.x.1981, E. Holm (TM); Swartberg pass, SE 33 22 Ac, 3.iii.1981, Endrödy-Younga (1700 m) (TM).

ACMAEODERINAE: ACMAEODERINI

Acmaeodera (Acmaeodera) luteopicta Fahraeus

NEW RECORD. BOTSWANA: 30 km E of Palapye, SE 22 27 Cb, 7.i.1981, E. Holm (TM).

Acmaeodera (A.) signata keniensis Théry

NEW RECORDS. SOUTH AFRICA: NATAL: Mack's Pass, Ingwavuma, SE 27 31 Bb, 13.i.1980, R. Oberprieler (TM). MOZAMBIQUE: Tahohokwane, SE 29.xii.1966, Ferreira (MOZ).

Acmaeodera (A.) lugubrina Boheman

NEW RECORDS. NAMIBIA/S.W.A.: Karibib, SE 21 15 Dd, ii.1978, C. Kok & S. J. v. Tonder (NCI); Otjivarongo, SE 20 16 Bc, ii.1978, C. Kok & S. J. v. Tonder (NCI); Okahandja, SE 21 16 Dd, ii.1978, C. Kok & S. J. v. Tonder (NCI); Otawi, SE 19 17 Cb, ii.1978, C. Kok & S. J. v. Tonder (NCI); Outjo, SE 19 16 Da, 12.iii.1979, V. B. Whitehead (SAM); Gobabis, SE 21 19 Dd, 22.iv.1981, R. A. E. Whitehead (SAM); Garfeld, Otjivarongo, SE 20 16 Ac, 8.iii.1979, V. B. Whitehead (SAM); Ondangua, 38 km SE, SE 17 15 Dd, 9.v.1971 (WIN); Ameib 60, SE 21 15 Dc, 9-11.v.1978, S. Louw & M.-L. Penrith (WIN). BOTSWANA: Linyati swamp, SE 18 24 Aa, 12.iii.1976 (RHO). SOUTH AFRICA: CAPE: 38 km S Twee Rivieren, SE 26 20 Da, 23.iii.1983, R. Oberprieler (NCI).

Acmaeodera (A.) virgo virgo Boheman

NEW RECORDS. ZIMBABWE: Inyati Mine, SE 19 28 Db, i.1969, R. Nielson (BM); Sengwa, Gokwe, SE 18 28 Bb, 18.xii.1982, G. Bell (TM). S.W.A: Okatombaka farm, Hereroland, SE 21 17 Bb, 26.vi.1978, Endrödy-Younga (in ground traps) (TM). SOUTH AFRICA: TRANSVAAL: Nylsvley, SE 24 28 Da, vii.1976, L. Hasenjager (bred from *Burkea africana*) (TM); Mogol res. Ellisras, SE 23 27 Dd, 23.xi.1979, S. J. v. Tonder (NCI); 20 km SE Loskopdam, SE 25 29 Bc, 13.ii.1981, C. G. Moolman & W. Harrop (NCI); Thabazimbi, SE 24 27 Cb, 13.xi.1983 (on *Grewia* sp. flowers) E. Holm (TM). CAPE: Kimberley, SE 28 24 Da, xi.1896 (TM). MALAWI: Ft. Lister Mt., 1100 m, SE 15 35 Dc, 2-4.xii.1983, C. L. Bellamy, E. Holm, J. v.d. Berg (TM) MOZAMBIQUE: Dzunhe, Cabora Bassa, SE 34 32 Da, i.1974 Ferreira (MOZ); Tahokwane (?), 29.xii.1966, Ferreira (MOZ).

The Mozambique records are the first from that country.

Acmaeodera (A.) amoenula Fahraeus

NEW RECORDS. SOUTH AFRICA: TRANSVAAL: 18 km S. Roetan, SE 24 29 Ca, 2.ii.1981, R. G. Oberprieler (NCI). NAMIBIA/S.W.A: Ameib Farm, 19 m. NW Karibib, SE 21 15 Dc, 2.ii.1972 (sweeping) (BM). MOZAMBIQUE: Cabora Bassa, SE 15 32 Cb, xii.1973, Ferreira (MOZ).

Acmaeodera (*A.*) *grata grata* Fahraeus


NEW RECORDS. BOTSWANA: Maun, Crocodile Camp, SE 19 23 Da, 28.xii.1980, P. Reavell (NCI). SOUTH AFRICA: TRANSVAAL: Kopermyn, 14 km NE Chuniespoort, SE 24 29 Ab, 2.xii.1981, R. G. Oberprieler (NCI); 20 km E Loskopdam, SE 25 29 Bc, 13.ii.1981, S. J. v. Tonder & C. Kok (NCI); Percy Fife Nat. Res., SE 24 29 Aa, 12.iii.1980, C. Kok (NCI); Ben Alberts Nat. Res., SE 24 27 Cb, 28.xi.1980, C. Kok (NCI); Mogol Nat. Res., SE 23 27 Dd, 23.xi.1979, M. W. Mansell (NCI); Hans Merensky Nat. Res. SE 23 30 Da, 30.xi.1981, R. G. Oberprieler (NCI); Pontdrift, Limpopo, SE 22 29 Aa, 26.xii.1969, M. I. Russell (BM); Thabazimbi, SE 24 27 Cb, 13.xi.1983, E. Holm (TM). MOZAMBIQUE: Songo, Cadima, Cabora Bassa SE 15 32 Da, xi.1973, Ferreira (MOZ).

***Acmaeodera* (*A.*) *louwi* sp. nov.** (Figs 30–36, 39, 47)

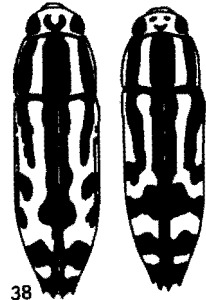
Length 6,4–8,9 mm; width 2,1–3,0 mm.

Head (Fig. 30) mildly rounded, slightly depressed in middle of frons. Frons as wide as long, sides parallel, covered with umbilici of which about 12 fit across the middle. Eyes moderately large, slightly bulging. Setae moderately long, white, rather erect, inclined downward. Epistome with roundedly concave lower margin and slightly upturned rim. Supra-antennal tubercles small. *Pronotum* about 2× wide as long; with disc rounded and with a very mild longitudinal depression along the middle. Median basal fossa smaller and in a shallower depression than lateral ones. Side with a short, continuous, more or less straight rim which is not visible from above; widest one third of length from base, from there rounded to base and straighter to head. Anterior margin very feebly pointed in the middle, nearly straight, with a very vague submarginal groove. Sculpture consisting of punctures with rounded, shiny rims on disc, rims becoming more or less continuous concentric lines around disc and a network between much larger punctures on sides. Setae as on head but slightly longer, curved forward. *Elytra* roundedly acuminate in apical third, apex shortly rounded. Apical denticulation moderately long, well developed. Base straight but slightly concave on either side, with an upturned collar followed by a depression which is deepest in scutellar area. Humeri prominent, evenly rounded, finely and sparsely punctured. Striae sloping punctures, about one quarter diameter of interstices, sunk into shallow rounded grooves in apical quarter of length only. Interstices equally elevated, flat, each with a single row of setae which are as on pronotum, but more erect, slightly inclined backward. *Underside* black with fairly dense white setae which are inclined backward. Sculpture umbilicate on sides, becoming horseshoe-shaped towards the middle. Prosternum with a groove and rim in front, the edge about straight and behind that of pronotum. Metacoxa with a straight rear margin, postero-distal corner rounded. Proepisternum with only about six scattered large umbilici, otherwise unsculptured. *Appendages* black, with setae as on head. All tibiae thin, with setal brushes on distal portion of inside and outside of metatibia. Setal brushes tinged with yellow. Antenna reaching to middle of pronotum, third segment thinnest, fourth moderately dilated, fifth to eleventh dilated and globose. Aedeagus, Fig. 35; ovipositor length, Fig. 33; aedeagus length, Fig. 36.

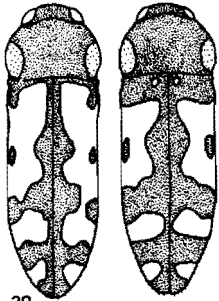
A. nickerli, (a species very similar to *A. louwi*) was described by Obenberger (1924) from a single specimen marked "Afrique mer.", and was identified by me (Holm 1978) as a wrongly labelled specimen from Madagascar. In the meantime the species here described as *A. louwi* has repeatedly been collected in Namibia/South West Africa. The species belongs to the *affabilis*-group of rather flat species with large prono-



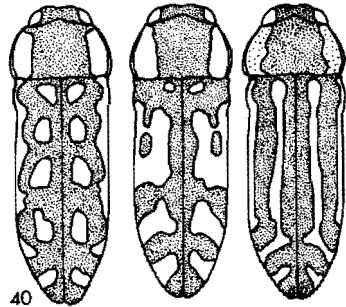
37



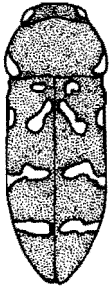
38




39



40



41



42



43



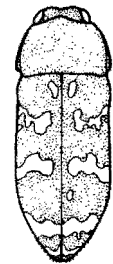
44



45



46



tal markings (in *A. nickerli* these latter vary from yellow to brick red while in *A. louwi* they are always yellow). In my key (Holm 1978) the species keys to 41, where it cannot be keyed further because of the combination of umbilicate frontal sculpture but no median spot on pronotum, thus distinguishing it from both the groups that follow on 41 and on 46.

A. louwi is morphologically very conservative and probably a relict in the African fauna. This is not only borne out by its morphology, but also its limited distribution range and similarity to the Madagascan *A. nickerli*. One specimen was collected on *Ficus sycomorus* in the Namib Desert.

MATERIAL EXAMINED. *HOLOTYPE* (male), *ALLOTYPE*: NAMIBIA/S.W.A.: Bethanis, SE 20 14 Ad, 12-14.v.1978, S. Louw & M-L. Penrith (HT: WIN, AT: TM). 8 *PARATYPES*: NAMIBIA/S.W.A.: Fish River Canyon, SE 27 17 Da, 23.ii.1963, F. Gaerdes (WIN); Kuiseb r. nr. Gobabeb, SE 23 15 Ca, 20.iii.1983. Nat. Coll. Kuiseb survey (NCI); Ameib, SE 21 15 Dc, 9-11.v.1978, S. Louw & M-L. Penrith (WIN); Karibib, 7 km NE, SE 21 15 Dc, 11.v.1978, S. Louw & M-L. Penrith (TM ex WIN); Duineveld, SE 20 14 Dc, 14-16.v.1978, M-L. Penrith & S. Louw (WIN).

Acmaeodera (A.) nickerli Obenberger (Figs 18-24, 40)

Acmaeodera nickerli Obenberger, 1924:98; Holm 1978:49; 1979:25.

Length 5.3-7.4 mm, width 1.8-2.3 mm.

Head (Fig. 21) with frons deeply and roundedly depressed along middle, as wide as long between eyes, sides straight and slightly attenuating towards epistome. Epistome strongly projecting, angularly incised below. Supra-antennal tubercles small. Sculpture of large semi-umbilicate punctures, of which about 14 fit between eyes and which become sparser and larger towards middle. Setae white, very short, erect and slightly downwardly inclined. *Pronotum* with disc mildly rounded. Basal fossae small but very deep, lateral ones with slight surrounding depressions. Sculpture on disc as on head, but punctures becoming larger and deeper on sides, where they are semi-contiguous, leaving only a honeycomb-like maze of finely chiselled rims. Lateral margin with an entire, short, straight rim which is visible in last third from above. Anterior margin obtusely pointed in middle, base straight. *Pronotum* broadest in basal third of length, considerably wider than elytra at humeri. Setae over entire pronotum, very short, white, inconspicuous. *Elytra* about 3.5× as long as wide together, sides slightly widening from behind humeri to middle of length, from there attenuating in a flat arch to shortly rounded apex. Apical denticulation fine but sharp. Base with a slightly upturned rim. Humeral calli prominent, finely and sparsely punctured, rounded, shiny. Suture slightly depressed near base. Elytral striae narrow, elongate punctures, sunk into narrow shallow grooves everywhere but on basal third of disc, these grooves less than one quarter width of interstices. Interstices flat, slightly costulate at apex, with single rows of shallow punctures which become larger on sides and which bear very

Figs 37-46. Colour variation in *Polyctesis*, *Bulis* and *Acmaeodera* species from Africa and Madagascar. 37. *Bulis bivittata* (F.); 38. *Polyctesis magnifica* (Waterhouse); 39. *Acmaeodera (A.) louwi* sp. nov.; 40. *A. (A.) nickerli* Obenberger; 41. *A. (A.) hessei* Holm; 42. *A. (A.) penrithae* sp. nov.; 43. *A. (A.) signifera* Fahraeus; 44. *A. (A.) gentilis* Péringuey; 45. *A. (A.) decemguttata endroedyi* subsp. nov.; 46. *A. (R.) ruficaudis pinguis* subsp. nov.

short white setae. *Underside* black, densely covered in small umbilicate punctures which become larger and deeper on thoracic sternites. Pro-episternum with only a few large and shallow umbilici. Interstiplinary areas finely chiselled. Metacoxa with straight rear margin, obtusely rounded on postero-distal corner. Setation very short, white. *Appendages* black with setae as on underside, but setal brushes on distal insides of tibiae and outside of metatibia longer and faintly yellow. All tibiae thin, protibia with a protruding outer distal angle (Fig. 20). Antenna reaching beyond middle of pronotum, fourth segment hardly dilated, fifth segment not fully dilated. Aedeagus, Fig. 19; ovipositor length, Fig. 23; aedeagus length, Fig. 24.

The species is known from five specimens (three male, two female) from two localities in southern Madagascar and an unknown locality. It has a very strong resemblance to *A. louwi* (see above) but can be distinguished i.a. by the much finer sculpture and shorter setation all over. It is also more slender and has the frons much more deeply depressed. Nevertheless, the likeness is amazing considering the distribution of the two species. *A. nickerli* keys out to number 61 in my key to African *Acmaeodera* species (Holm 1978), where the distribution rules out further keying. The species can hardly be confused with any other Madagascar species, and only with *A. louwi* on the continent.

MATERIAL EXAMINED. (5 specimens). MADAGASCAR: Sikora, S. Madagascar (TM); Bekily, reg. Sud de l'Ile, i.1933, A. Seyring (PAR); 'Afrique mer.' erratum! (holotype of *nickerli*; PRA).

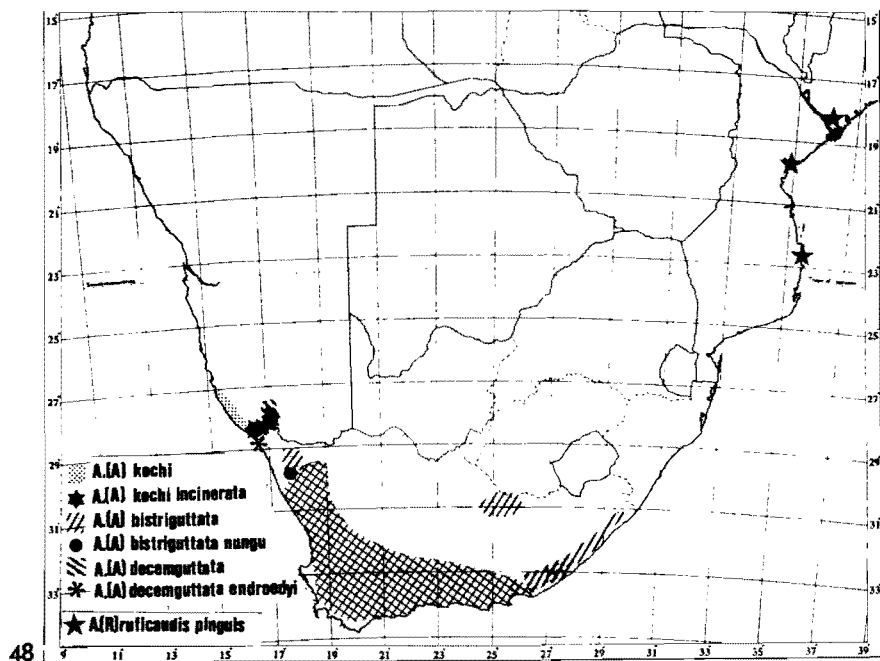
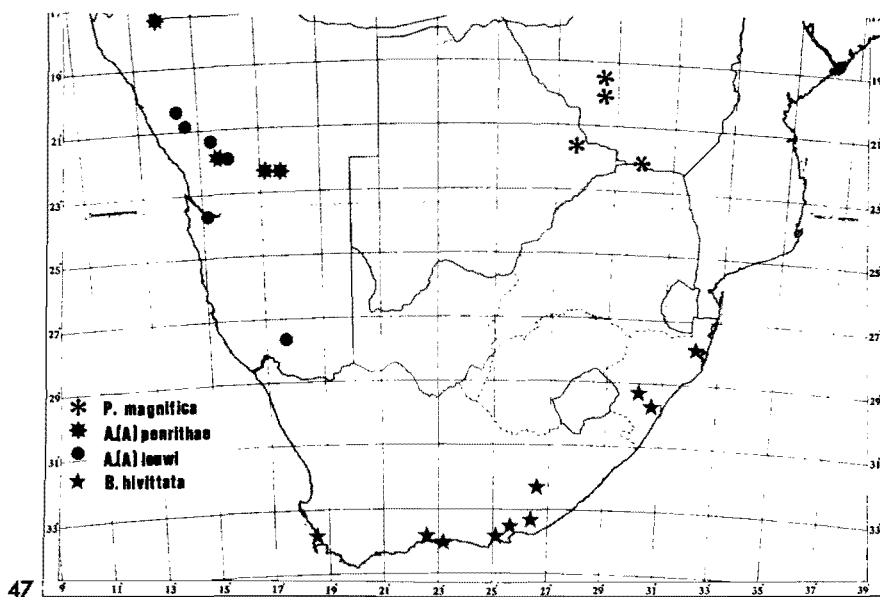
Acmeodera (A.) kochi kochi Holm

NEW RECORDS. NAMIBIA/S.W.A.: Grillental, 10 km S, SE 27 15 Ab, 5.x.1982, M-L. Penrith, J. Irish & V. B. Whitehead (WIN). SOUTH AFRICA: CAPE: Richtersveld, Rietfontein, SE 28 16 Cb, 2.viii.1976, Endrödy-Younga (TM); Oranjemund (10 km W Daberas), SE 28 16 Bb, 9.ix.1980, 9.ix.1980, V. B. Whitehead (SAM).

Acmaeodera (A.) kochi incinerata **subsp. nov.** (Fig 48).

This subspecies, which represents the parapatric inland form of the coastal *A. kochi* s. str., is significantly smaller (5.8–7.0 mm long) than the latter. Apart from size, *A. kochi incinerata* differs from the nominal subspecies as follows: underside dark brown without maculae; dorsal yellow maculae darker and fading into black background around the edges; pronotal punctures and setae more densely placed; lateral carina of pronotum well developed along entire length; epistomal incision more angular. In other features, including male genitalia, the subspecies is very similar to the nominal form. It is distinguished from the similarly coloured *A. decemguttata endroedyi* as mentioned under the latter below, and also differs from *A. hessei* in lacking the concentric grooves around pronotal disc. The name is derived from the Latin for 'burned', because of the dark orange dorsal maculae. At least three *Acmaeodera* s. str. species have forms in the hot in-

Figs 47–48. 47. Distribution records of *Polycyrtus magnifica* (Waterhouse); *Bulis bivittata* (F.); *Acmaeodera (A.) louwi* sp. nov. and *A. (A.) penrithae* sp. nov. 48 Distribution of *Acmaeodera (A.) kochi* Holm, *A. (A.) bistriguttata* Spinola and *A. (A.) decemguttata* (Thunberg) with the new subspecies *A. (A.) k. incinerata*, *A. (A.) b. nungu*, *A. (A.) d. endroedyi* and *A. (R.) ruficaudis pinguis*.



land of Namaqualand and Karoo show this colour change from black to orange (*A. hessei*, *A. decemguttata* and *A. kochi*).

MATERIAL EXAMINED. HOLOTYPE (male), 2 PARATYPES: Kuboos, 10 m W, Richtersveld [SE 28 16 Ac] 21.xi.1949, C. Koch (TM); 5 PARATYPES: Brandka-ross, L. Namaqualand [SE 28 16 Bc], v.1953, C. Koch (1 BM; 1 PAR; 3 TM, all ex TM); PARATYPE: McMillans Pass, NE Rosh Pinah, S.W.A. [SE 27 17 Ca], 16.x.1972, A. Prinsloo (NCI).

Acmaeodera (*A.*) *hessei* Holm (Fig 41)

NEW RECORDS. SOUTH AFRICA: CAPE: Papendorp dunes, SE 31 18 Ca, 21.viii.1981, Endrödy-Younga (TM); Elandsbaai, SE 32 18 Ad, 8.xi.1978, V. B. Whitehead (SAM).

A noteworthy new variation in colour pattern from Elandsbaai is illustrated in Fig. 41.

Acmaeodera (*A.*) *gentilis* Péringuey (Fig 44)

NEW RECORDS. SOUTH AFRICA: CAPE: Steytlerville, SE 33 24 Ad, 7.x.1981, E. Holm (TM); Grootklip farm, Namaqualand, SE 30 18 Db, 6.ix.1977, Endrödy-Younga (ground trap, banana bait) (TM); Mata Mata, Kalahari Gemsbok Park, SE 25 20 Cc, x.1957, C. Koch (TM).

The female specimen from Mata Mata represents a significant extension of the distribution range, and an unusual colour pattern (Fig 44). With more material it might prove to represent a distinct subspecies.

Acmaeodera (*A.*) *penrithae* sp. nov. (Figs 1-7, 42, 47)

Length 4,7-7,2 mm; width 1,4-2,5 mm.

Head (Fig. 4) strongly rounded, roundedly depressed along middle of frons. Frons as wide as long with parallel sides, densely sculptured with deep punctures of which 20 fit across frons in middle. Setae long, white, rather erect, curved forward. Eyes normal, not bulging. Epistome very thin, lower rim broadly and roundedly concave, basal width one third of width between eyes. Supra-antennal tubercles very small. **Pronotum** rounded, slightly flattened on anterior half of disc. Median basal fossa very small, lateral ones larger but all three fossae deep, without surrounding depressions and near pronotal base. Sides evenly rounded, widest behind middle, side with a rim only on posterior half, rim very short and invisible from above. Anterior margin mildly bisinuate, not produced in middle. Base virtually straight. Sculpture and setae as on head, very regular all over, about 20 punctures fitting into length of disc. Yellow bands on sides only, often reduced to small spots in anterodistal corners. **Elytra** with sides concave behind humeri, widest behind middle and from there gradually rounded inward to bluntly rounded apex. Apex finely and shortly denticulate. Base mildly bisinuate, rim hardly upturned. Humeral calli moderately prominent, smooth, reaching up to base. Striae round to slightly elongate punctures, closely set but not quite confluent, one-quarter or less width of interstices on disc but slightly larger on sides. Interstices flat to mildly rounded, none conspicuously elevated, with single rows of small punctures bearing short white setae (except second and third interstices which may have ir-

regular double rows in apical half of length). *Underside* black with a distinct blue and purple iridescence. Sculpture of small, densely spaced and deep punctures all over, these punctures only slightly sparser on pro-episternum and along the middle of body. Setae short, white, rather flat on body, dense. Anterior margin of prosternum on same level as pronotum in front, with a submarginal groove and short rim, straight. Metacoxa with very mildly convex rear margin, distal corner bluntly angular. *Appendages* with colour and setae as on underside. Protibia thin but suddenly dilated distally with an angular distal corner (Fig 3). Brushes of setae on inside of protibia and outside of metatibia light, the latter much longer and sparser. Antenna very long, reaching well beyond pronotum, fourth segment slightly dilated but without sensory areas. Aedeagus, Fig 2; ovipositor length, Fig 6; aedeagus length Fig 7.

The species keys to *A. (A.) signifera* in my key (Holm 1978) because of its distribution. It is most easily separated from that species on strength of its much coarser pronotal sculpture and incomplete lateral pronotal ridge. The same characters distinguish the species from other related species such as *A. (A.) gentilis* and *A. (A.) kochi*. From the former, it furthermore differs in lacking ridges around the pronotal disc, and from the latter in having a very thin epistome. A very characteristic feature of *A. (A.) penrithae* is the metallic coloration of the underside. There is a most striking resemblance between *A. (A.) penrithae* and the subspecies *A. (A.) puberula guillarmodi* from the eastern Cape. Apart from the great distance between the distribution ranges of the two forms, *A. (A.) penrithae* can be distinguished by lacking all maculae on the head and underside, and having the first and second elytral interstices uniserially punctate. The species is named in honour of Dr. Mary-Louise Penrith, one of the collectors of most of the type material.

MATERIAL EXAMINED. Holotype ♂, allotype: NAMIBIA/S.W.A.: Excelsior 286, Windhoek, 22 27' S, 17 38' E, 1-23 Aug. 1979, (preservative trap), S. Louw, M-L Penrith (WIN); Paratype: (same data) (TM); Paratype: Ondonsi falls, SE 17 13 Bd, Kaokoland 23-26 Aug. 1973 (WIN); Paratype: Ameib 60, Karibib, SE 21 15 Dc, 1-2 Feb. 1972 (WIN); 15 Paratypes: Voucher Collection, Richthofen/Excelsior, Windhoek district, Dec. 1977-Dec. 1979 (9 NCI, 3 TM, 1 BM, 1 PAR, 1 TER, 1 PRA, all ex NCI); Paratype: Richthofen 126, Windhoek, 22 34' S, 17 45' E, 1-31.viii.1979, (preservative trap), S. Louw & M-L. Penrith (WIN); 16 Paratypes: Upper Ostrich Gorge, 22° 19' S; 14° 59' E, Swakopmund dist., 8 May-5 June 1984, J. Irish & H. Liessner (10 WIN, 6 TM); 10 Paratypes: Lower Ostrich Gorge, 22° 30' S; 14° 58' E, Swakopmund dist., 8 May-5 June 1984, J. Irish & H. Liessner (5 WIN, 5 TM); 5 km N Arandis, 22° 22' S; 14° 59' E, Damaraland, 13 March-1 April 1984, J. Irish & H. Liessner (WIN).

Acmaeodera (A.) decemguttata decemguttata (Thunberg)

NEW RECORDS: SOUTH AFRICA: CAPE: Brandse baai, SE 31 17 Bd, 29.x.1979, Endrödy-Younga (TM); Grootdrif farm, SE 32 18 Ad, 29.viii.1981, Endrödy-Younga (ground trap) (TM); Welbedacht grot, SE 32 19 Ac, 1.xi.1981, Endrödy-Younga (on flowers) (TM); Steytleville, SE 33 24 Ad, 7.x.1981, E. Holm (TM); Phantom pass, SE 33 22 Dd, 10.x.1981, E. Holm (TM); Montagu, SE 33 20 Cc, 30.x.1980, E. Holm (UP); Ceres, SE 33 19 Ad, 30.x.1980, E. Holm (UP); Soutpan dunes, SE 31 17 Bd, 29.x.1979, Endrödy-Younga (TM); Groot Toren, SE 31 19 Bc, 13.ix.1983, C. L. Bellamy (TM); Clanwilliam, 30 km NE, SE 31 19 Cd, 15.ix.1983, C. L. Bellamy (TM).

Acmaeodera (A.) decemguttata zonella Gory

NEW RECORD. SOUTH AFRICA: CAPE: Boshof, Cederberg, SE 32 18 Bd, 28.x.1981, Endrödy-Younga (on red sand) (TM).

Acmaeodera (A.) decemguttata goryi Saunders

NEW RECORD. SOUTH AFRICA: CAPE: Stellenberg pass, SE 30 18 Ac, 5.ix.1977, Endrödy-Younga (ground trap with millipedes) (TM).

Acmaeodera (A.) decemguttata endroedyi **subsp. nov.** (Figs 45, 48)

The new subspecies has the same basal colour zoning as *A. d. decemguttata*, but the maculae are dark orange instead of yellow and fade into the black background around the edges, giving this subspecies a rather similar appearance to *A. kochi incinerata* described above. It can at once be distinguished from any form of *A. kochi* by the confluent puncture lines on the sides of the pronotal disc, the more flattened and pre-basally depressed pronotal disc, and the elevated ninth interstice.

Apart from the different coloration, the new subspecies is distinguished from all other subspecies of *A. decemguttata* in having the concentric grooves on the pronotum the best developed and extending furthest onto the disc, and the setae on the underside and legs longest. The new subspecies is dedicated to my friend and colleague Sebastian Endrödy-Younga, who collected the type series.

MATERIAL EXAMINED. Holotype ♂, 2 Paratypes ♀: Rietfontein coast, Richtersveld, SE 28 16 Dc, 2.ix.1979, Endrödy-Younga (singled on ground) (TM).

Acmaeodera (A.) caeruleonigra Obenberger

NEW RECORDS. SOUTH AFRICA: CAPE: Welbedacht grot, SE 32 19 Ac, 1.xi.1981, Endrödy-Younga (TM); Jeep track, Cederberg, SE 32 19 Ac, 2.xi.1981, Endrödy-Younga (white flower bush) (TM); Wiedon, SE 31 18 Bc, 20.ix.1982, M-L. Penrith (WIN).

Acmaeodera (A.) capicola atratula Obenberger

NEW RECORDS. SOUTH AFRICA: CAPE: Hondeklipbaai, SE 29 18 Cb, 11.xi.1979, V. B. Whitehead (in yellow trap) (SAM); Knervlakte, 20 km N Vanrhynsdorp, SE 31 18 Da, 6.x.1974, H. D. Brown (NCI); Mowers, Robertson, SE 33 19 Da, x.1952 (SAM); Kotzesrus, Namaqualand, SE 30 17 Dd, 23.viii.1979, Endrödy-Younga (white dunes, day) (TM).

The specimens from Mowers and Kotzesrus have the pronotal sides extremely bulging in the antero-distal corners. This feature is found to various degrees in different parts of the distribution (see Holm 1978: 29).

Acmaeodera (A.) puberula puberula Solier

NEW RECORDS. SOUTH AFRICA: CAPE: Verlorevlei farm, SE 32 18 Ad, 27.x.1981, Endrödy-Younga (yellow composites) (TM); Upper Olifants r., SE 23 31 Dd, xii.1949 (SAM).

Acmaeodera (A.) puberula nautarum Obenberger

NEW RECORDS. SOUTH AFRICA: CAPE: Franschoek, SE 33 19 Cc,

30.x.1980, E. Holm (TM); Welbedacht grot, SE 32 19 Ac, 1.xi.1981, Endrödy-Younga (TM).

Acmaeodera (A.) puberula guillarmodi Holm

NEW RECORD. SOUTH AFRICA: CAPE: Hilton, Grahamstown, SE 33 26 Bc, 22-31.xii.1979, F. W. Gess (ALB).

Acmaeodera (A.) gricilis (Wiedeman)

NEW RECORDS. SOUTH AFRICA: NATAL: Estcourt, SE 29 29 Bb, xii.1896, A. E. Haviland (TM). CAPE: Kogelberg, SE 34 18 Bd, 27.ii.1981, Endrödy-Younga (flowering fynbos) (TM); Imvani, 26 km S Queenstown, SE 32 27 Aa, 29.xi.1982, V. B. Whitehead (SAM); Stutterheim, SE 32 27 Cb, 29.xi.1982, V. B. Whitehead (SAM); TRANSVAAL: Kransberg, SE 24 27 Bc, 13.xi.1983, E. Holm (TM).

The record from Kransberg is most surprising. It means that the distribution of this member of the Cape montane community extends through the Drakensberg, and through the Waterberg right up to its western extreme.

Acmaeodera (A.) conspersa conspersa (Thunberg)

NEW RECORDS. SOUTH AFRICA: CAPE: Welbedacht grot, SE 32 19 Ac, 1.xi.1981, Endrödy-Younga (TM); Jeep track, Cederberg, SE 32 19 Ac, 2.xi.1981, Endrödy-Younga (TM).

The hostplant of this species is the indigenous "rooibos"-tea, *Aspalathus linearis*, which is cultivated commercially in the western Cape.

Acmaeodera (A.) bistriguttata bistriguttata Gory

NEW RECORDS. SOUTH AFRICA: CAPE: Steytlerville, SE 33 24 Ad, 7.x.1981, E. Holm (TM); Grootdrif farm, SE 32 18 Ad, 29.viii.1981, Endrödy-Younga (TM); Tradouw pass, SE 33 20 Dc, 17.xi.1982, C. Eardley (NCI); Groot Toren, SE 31 19 Bc, 13.ix.1983, C. L. Bellamy (TM); Clanwilliam (30 km NE), SE 31 19 Cd, 15.xi.1983, C. L. Bellamy (TM); Anenous Pass, 12 km W. Steinkopf, SE 29 17 Bd, 8.x.1972, A. Prinsloo (NCI).

Acmaeodera (A.) bistriguttata nungu **subsp. nov.** (Fig 48)

This single specimen seems to represent a subspecies of *A. bistriguttata* on the north-western limit of the distribution. The metacoxa has the typical setose cavity of the species; the maculation and broad head are also like in the typical form. The subspecies is distinguished, however, by having extremely long setae on the dorsal side, and an exceptionally short body. The setae on the elytra are longer than the width of two interstices together, while the setae on the head and pronotum are only slightly longer than in the nominal form, though more erect. The maculae on the elytra are exceptionally large and orange around the edges. (The type specimen has some damage to the appendages.)

The name *nungu* is the name for the porcupine in several native languages and is chosen because of the porcupine-like appearance of the long setae.

MATERIAL EXAMINED. HOLOTYPE: Springbok, 10 m E, L. Namaqualand. [SE 29 17 Db], iii.1958, G. van Son (TM).

Acmaeodera (A.) signifera signifera Fahraeus (Fig. 43)

NEW RECORDS. SOUTH AFRICA: TRANSVAAL: Mogoto nat. res., SE 24 29 Ac, 22.x.1979, C. D. Eardley (NCI); Langjan nat. res., SE 22 29 Cc, 20.i.1980, C. D. Eardley (NCI); CAPE: Kimberley (10 m N), SE 28 24 Db, 23.x.1977, F. de Moor (TM); Kuruman (23 m SW), SE 27 23 Ca, 21.x.1972, A. L. V. Davis (TM).

The specimens from Kimberley and Kuruman represent a southern extension of the known distribution. The former has exceptionally reduced yellow markings on the pronotal sides (Fig. 43, right).

Acmaeodera (A.) signifera varicolor Boheman (Fig. 43)

NEW RECORDS. Angola: Mocamedes, SE 15 12 Ab, xi.1964, E. C. G. Pinhey (ex *Welwitscha*) (TM); NAMIBIA/S.W.A.: Swakopmund, SE 22 14 Ad, 26.iv.1976, R. Oberprieler (NCI); Okakuju camp, Etosha, SE 19 15 Bb, 29.ii.1976, Dickson (TM); Kuiseb r. near Gobabeb, SE 23 15 Ca, 20.iii.1983, Nat. Coll. Kuiseb Survey (NCI); 15 km W Sesfontein, SE 19 13 Ab, 17.i.1981, Univ. Pretoria exp. (TM); Kho-warib Schlucht, SE 19 13 Bd, 15.i.1980, Univ. Pretoria exp. (TM); 50 km W Mariental, SE 24 17 Da, 22.iii.1983, I. M. Millar (NCI); Outjo Delhi, SE 20 15 Bc, 14.iii.1979, V. B. Whitehead (SAM). SOUTH AFRICA: CAPE: Vorstershoop, SE 25 23 Cc, 28.ii.1980, V. B. Whitehead (SAM); TRANSVAAL: Thabazimbi, SE 24 27 Cb, 13.xi.1983, (on *Grewia*-flowers), E. Holm (TM).

The series from Angola has males with extremely reduced elytral pigmentation and maculae, forming the extreme of this coloration which typifies the populations in the arid parts of the distribution (Fig. 43, left).

Acmaeodera (A.) bifasciata (Thunberg)

NEW RECORDS. SOUTH AFRICA: CAPE: Welbedacht grot, SE 32 19 Ac, 1.xi.1981, Endrödy-Younga (TM); Jeep track, 900 m, SE 32 19 Ad, 2.xi.1981, Endrödy-Younga (on ground and vegetation) (TM); Montagu, SE 33 20 Cc, 30.x.1980, E. Holm (TM).

Acmaeodera (A.) alcmeone Thomson

NEW RECORD. NAMIBIA/S.W.A.: Dreizackberg, 2 km N, SE 26 15 Cd, 30.xi.1982, M-L. Penrith & J. Irish (WIN).

Acmaeodera (A.) swammerdami swammerdami Obenberger

NEW RECORDS. BOTSWANA: Serowe, SE 22 26 Bc, 18.xii.1982, Forchhammer (UP). SOUTH AFRICA: TRANSVAAL: Nylsvley, SE 24 28 Ad, 26.ix.1975, Endrödy-Younga (ground trap) (TM). Mogol nat. res., SE 23 27 Dd, 23.xi.1979, v. Tonder, Kok, Prinsloo & Mansell (NCI).

Acmaeodera (A.) tantilla Kerremans

NEW RECORDS. NAMIBIA/S.W.A.: Kwador, W. Caprivi, SE 17 23 Cb, 16.xi.1979, Penrith, Coetzee & Scholtz (WIN). SOUTH AFRICA: TRANSVAAL: Pafuri, E-boundary, SE 22 31 Ac, 22.xi.1973, J. Braack (on *Vitex amboniensis*) (NCI);

Tzaneen, La Cotte, SE 23 30 Ca, 9.x.1979, C. R. Owen (TM); Thabazimbi, SE 24 27 Cb, 13.xi.1983 (on *Grewia* sp. flowers) E. Holm (TM); MALAWI: Kasunga, SE 13 33 Aa, 8.xii.1983, E. Holm (TM).

Acmaeodera (A.) longicrinis Obenberger

NEW RECORDS. SOUTH AFRICA: CAPE: Elandsbaai, SE 32 18 Ad, 8.xi.1978, V. B. Whitehead (SAM); Groot Toren, SE 31 19 Bc, 13.ix.1983, C. L. Bellamy (TM); Clanwilliam (30 km NE), SE 31 19 Cd, 15.ix.1983, C. L. Bellamy (TM).

Acmaeodera (Rugacmaeodera) exasperans octoplagiata Kerremans

NEW RECORD. MOZAMBIQUE: Cabora Bassa, SE 15 32 Cb, xi.1973, Ferreira (TM ex MOZ.).

This record represents a considerable southern extension of the distribution. The specimen agrees very well with the type.

Acmaeodera (R.) inscripta inscripta Fahraeus

NEW RECORDS. SOUTH AFRICA: TRANSVAAL: Nyanlada, Pafuri SE 22 31 Ac, 30.xi.1973, J. Braack (NCI); Shashanga fire break, 25.xi.1970, Braack (TM); Thabazimbi, SE 24 27 Cb, 13.xi.1983, E. Holm (on *Grewia* sp. flowers) TM).

Acmaeodera (R.) inscripta prinslooae Holm

NEW RECORDS. NAMIBIA/S.W.A.: Erongo, 380 m, SE 21 15 Dc, 23.ii.1975, Endrödy-Younga (grass netting) (TM); Windhoek, SE 22 17 Ca, 17.xii.1983, R. Oberprieler (NCI). SOUTH AFRICA: TRANSVAAL: Baviaanskloof, SE 25 28 Cb (UP).

Acmaeodera (R.) subprasina subprasina Marseul

NEW RECORDS. ZIMBABWE: Christon Bank, SE 31 17 Dd, 19.xii.1971, A. J. Duke (TM). SOUTH AFRICA: TRANSVAAL: Barberton, SE 25 31 Ca, 29.iii.1979, C. G. Moolman (NCI); Ohrigstad, 12 km N, SE 24 30 Da, 18.xi.1983, B. Dombrowsky (TM).

The last mentioned series consists of dark specimens, transitional to subsp. *théryi* Cobos.

Acmaeodera (R.) ruficaudis ruficaudis de Geer

NEW RECORDS. NAMIBIA/S.W.A.: ERONGO, 380 m, SE 21 15 Dc, 23.ii.1975, Endrödy-Younga (grass netting) (TM). BOTSWANA: Botletle, SE 20 24 Cd, 12.xii.1975, P. Raevell (TM); Francistown, 110 km S, SE 22 27 Ab, 12.i.1978, Holm, Jacobs, Kirsten & Scholtz (TM). SOUTH AFRICA: TRANSVAAL: Nylsvley, SE 24 28 Da, vii.1976, L. Hasenjager (bred from *Burkea africana*) (TM); Mogoto nat. res., SE 24 29 Ac, 25.x.1979, G. L. Prinsloo (NCI); Nyala nat. res., SE 28 31 Ca, 16.xii.1980, R. G. Oberprieler (TM); Kransberg, SE 24 27 Bc (2000 m), 13.xi.1983, E. Holm (TM); CAPE: Glen Lynden, SE 32 25 Db, Miss Leppan (TM); Quinera r. East London, SE 33 27 Bd, xi.1906, A. J. Duke. MALAWI: Dedza, 20 km NW, SE 14 34 Ad, 9–19.xii.1983, C. L. Bellamy & E. Holm (TM).

Acmaeodera (R.) ruficaudis simillima Obenberger

NEW RECORD. SOUTH AFRICA: TRANSVAAL: Lydenburg, 20 km N, SE 25 30 Ba, 18.xi.1983, B. Dombrowsky (TM).

Acmaeodera (R.) ruficaudis pinguis **subsp. nov.** (Figs 46, 48)

This subspecies is distinguished from others subspecies of *A. (R.) ruficaudis* in having a combination of the following features: Maculae on elytra zoned, and with characteristic maculae in the scutellar area (fig 46); fifth and ninth interstices strongly elevated in apical third as in *A. (R.) ruficaudis costulata*; elytra short, head broad. This distinct subspecies occurs parapatrically to *ruficaudis costulata* on the one hand and *ruficaudis ruficaudis* on the other. It seems to be a localized coastal form, and is named after its characteristic stout outline. It bears a strong resemblance to *A. (R.) congener* Spinola, but can be distinguished by its fifth and ninth interstice which are much more costulate, and its pronotal disc which is extremely rugose.

MATERIAL EXAMINED. HOLOTYPE (male): Naxido na la quinzena de Maio [?Se 17 36 Aa] 1-30.v.1969, apanhados os paus em xi.1969 posturas de vi.1969 (TM ex Ferreira coll.); PARATYPE: Beira [SE 18 33 Ad], 8.i.1904, P. A. Sheppard (BM ex O'Neill coll.); PARATYPE: Pamene, SE 22 35 Db, 18.xii.1973, A. Strydom (TM).

Acmaeodera (R.) congener Spinola

NEW RECORDS. SOUTH AFRICA: CAPE: Queenstown, SE 31 26 Dd, 29.xi.1982, V. B. Whitehead (SAM); Clanwilliam, SE 32 18 Bb, 21.xii.1976, J. G. Theron (TM).

Acmaeodera (R.) hieroglyphica hieroglyphica Fahraeus

NEW RECORDS. SOUTH AFRICA: TRANSVAAL: Pafuri, E-boundary, SE 22 31 Ac, 22.xi.1973, J. Braack (on *Grewia*) (NCI). MOZAMBIQUE: Cabora Bassa, SE 15 32 Cb, 14.xi.1973, Ferreira (MOZ).

Acmaeodera (R.) vicina vicina Castelnau & Gory

NEW RECORD. CAMEROUN: Fotokol, 36 km E, NE 12 14 Ca, 6.iii.1973, H. J. Magu (coll. HÜHLE).

Acmaeodera (R.) vicina pusilla Kerremans

NEW RECORDS. SOUTH AFRICA: TRANSVAAL: Shingwedzi, SE 23 31 Ab, 21.x.1973, H. Braack (NCI); Ben Alberts nat. res., SE 24 27 Cb, 28.xi.1980, C. Kok (NCI); Le Cotte, Tzaneen, SE 23 39 Cc, 9.x.1979, C. R. Owen (TM). MOZAMBIQUE: Cabora Bassa, SE 15 32 Cb, (MOZ).

Acmaeodera (R.) prorugosa Holm

NEW RECORD. ETHIOPIA: Sidamo, 40 km SW of Dua Parma riv. 1050 m, NE 05 38 Bb, 12.v.1975, R. O. S. Clarke (TER).

***Acmaeodera (Rugacmaeodera) decellei* sp. nov.** (Figs 13–17)

Length 8,1 mm; width 2,7 mm.

Head (Fig. 15) virtually flat, slightly depressed along middle of frons. Frons wider than long, sides very slightly diverging dorsally, sculpture of hexagonal umbilici leaving a network of rounded common ridges between them, twelve umbilici fitting across width of frons. Eyes normal, not bulging. Setae white, short and very broadly squamose, one in each umbilicus. Epistome mildly and roundedly concave below, flat with a slightly upturned lower rim, with base just wider than one third of distance between eyes and deeply grooved. *Pronotum* with four rounded depressions in a “+” arrangement on disc. Median fossa inconspicuous at base of a “u” shaped groove, lateral basal fossae very small at bases of unsculptured elongate depressions which open forward at about one-third of distance across pronotum. Sides with a straight flat rim along whole pronotal length. Anterior margin moderately and roundedly produced in the middle, base straight in middle half, rounded forward the outer corners. Widest in the middle, roundedly attenuated to base and front. Sculpture of deep large craters with common rounded rims on sides, becoming smaller, more spaced out and deeper on disc; apart from this sculpture, whole surface finely chiselled, matt. Setation as on head, directed forward and outward. *Elytra* with sides parallel to just behind middle of length, from there straightly attenuating to a pointed apex. Apical serration widely spaced along posterior third of elytral side, coarse but not very long on apical edge. Interstices mildly rounded, eighth and ninth denticulate in apical third, with single rows of punctures which are very small on disc but become large, coarse and irregular near base and sides. Punctures each bear a squama as on head. Striae very narrow, with elongate punctures in a groove on disc but large round punctures obliterating interstices near base. Base with an upturned rim. Humerus unsculptured on top. Elytra long, more than 2× as long as wide together. *Underside* with sculpture and squamae (as on frons) along sides, except on a proepisternum which is naked and only finely chiselled; punctures becoming very fine and sparse along middle of abdominal sternites. Prosternum with a groove and rim in front, this rim longer in the middle but without a well defined antennal incision. Metacoxa mildly concave in rear, with a prominently pointed distal corner. *Appendages* black, with thinly squamose white setae. Protibia dilated with an angular distal corner (Fig. 14), other tibiae thin. Hairbrushes on inside of protibia and outside of metatibia light, the latter sparse and widely spaced. Antenna as long as width of frons, segments five to ten dilated, eleven globular. Ovipositor length, Fig. 17.

The species is known from only one female specimen, but is so unique that there cannot be any doubt about its specific distinctness. The nearest relative is *A. (R.) bequaerti* Kerremans, with which it shares sculptural details, but from which it differs in coloration, much more squamose setation, elongation of elytral apex, and coarser sculpture on base of elytra. *A. decellei* keys out to *A. bequaerti* in my key (Holm 1978), where it can readily be separated from the latter by the colour and more squamose setation.

The species is named in honour of J. Decelle, renowned coleopterist of the Tervuren Museum, who collected the single specimen.

MATERIAL EXAMINED. HOLOTYPE (female): Cote d'Ivoire; Zepreghe; Dalao; [NW 06 06 Ab] J. Decelle. iii.1962 (TER).

Acmaeodera (R.) stellata stellata Marseul

NEW RECORDS. SOUTH AFRICA: TRANSVAAL: Nylsvley, SE 24 28 Da, 1975, L. Hasenjager (bred from *Terminalia sericea*) (TM); Pafuri, E-boundary, SE 22 31 Ac, 22.xi.1973, J. Braack (on *Grewia*) (NCI). NAMIBIA/S.W.A.: Swartbooisdrif, SE 17 13 Bd, 10.11.1975, Endrödy-Younga (on shore) (TM).

Acmaeodera (Paracmaeodera) glabra Obenberger

NEW RECORD. NAMIBIA/S.W.A.: Abachaus, SE 20 16 Bc, iii.1950, G. Hobohm (TM).

Acmaeodera (P.) albovillosa Fahraeus

NEW RECORDS. SOUTH AFRICA: TRANSVAAL: Langjan nat. res., SE 22 29 Cc, 20.i.1980, P. Smith (NCI). NAMIBIA/S.W.A.: Tondoro, Okovango, SE 17 18 Dd, 14.i.1975, H. Roer (TM). MOZAMBIQUE: Mucangazi r., SE 15 31 Ca, i-iii.1973, Ferreira (MOZ).

Acmaeodera (P.) elevata Klug

NEW RECORD. ETHIOPIA: Sidamo, 105 km E of Neghelli, 1300–1500 m, NE 05 38 Bb, 7–8.v.1974, R. O. S. Clarke (TER).

Acmaeodera (P.) viridaenea viridaenea de Geer

NEW RECORDS. SOUTH AFRICA: CAPE: Cradock, SE 32 25 Ba, Gericke (COP); Kei Bridge, SE 32 27 Db, i.1970, Cl. Besnard (TER); Schoemanshoek, SE 33 22 Ad, 19.i.1973, V. B. Whitehead (SAM).

Acmaeodera (P.) viridaenea swierstae Obenberger

NEW RECORDS. SOUTH AFRICA: TRANSVAAL: Pietersburg, SE 23 29 Cd, 17.xi.1976, P. E. Reavell (TM); Welgedacht, 50 km N Pretoria, SE 25 28 Bd, 26.xi.1977, J. Boomker (TM).

Acmaeodera (P.) viridaenea degeeri Waterhouse

NEW RECORD. SOUTH AFRICA: TRANSVAAL: Stentor est., Kaapmuiden, SE 25 31 Cb, 5.iv.1983, A. Nel (TM).

Acmaeodera (P.) viridaenea aureolimbata Boheman

NEW RECORDS. NAMIBIA/S.W.A.: Okovongomingo, SE 20 17 Ca, 6.iii.1979, V. B. Whitehead (SAM); Mariental, 50 km W, SE 24 17 Da, 22.iii.1983, R. G. Oberprieler (NCI). SOUTH AFRICA: CAPE: Frylinkspan, SE 27 22 Ba, SE 27 22 Ba, 5.i.1980, Univ. Pret. exp. (TM); Vryburg, 4 km S, SE 26 24 Dc, 4.i.1980, Univ. Pret. exp. (TM); Bortdeaux, SE 24 24 Cb, 3.ii.1980, V. B. Whitehead (SAM).

Acmaeodera (P.) fascigera Harold

NEW RECORDS. BOTSWANA: Moremi, SE 19 23 Bc, 9.i.1981, Univ. Pret. exp. (TM); Crocodile camp, Maun, SE 19 23 Dc, P. Reavell (NCI). MOZAMBIQUE:

Cabora Bassa, Mucangadzi r., SE 15 31 Ca, i.1973, M. C. Ferreira (TM). SOUTH AFRICA: TRANSVAAL: De Hoek Forest, SE 23 30 Cc, 17.xi.1979, N. J. v. Rensburg (NCI).

Acmaeodera (P.) luculenta Boheman

NEW RECORD. BOTSWANA: Moremi, SE 19 23 Bc, 9.i.1981, Univ. Pret. exp. (TM). SOUTH AFRICA: TRANSVAAL: Trichardsdal, SE 24 30 Ab, 9.i.1982, R. Oberprieler (light trap) (NCI); Strydom-Motel, SE 24 30 Bc, 17.iv.1973, A. Prinsloo & T. Bouwer (NCI). MALAWI: Dedza, 20 km N, SE 14 34 Ad, 28-29.xi.1983, (1250 m), C. L. Bellamy & J. v.d. Berg (TM). MOZAMBIQUE: Cabora Bassa, Se 15 32 Cb, xii.1973, Ferreira (MOZ); Songo, Cadima, Cabora Bassa, SE 15 32 Da, xi.1973, Ferreira (MOZ).

Acmaeodera (P.) punctatissima Thomson

NEW RECORDS. ZAIRE: P.N.C. I/a/1(?), 27.ii.1950, H. de Saeger, 220 (UP). SOUTH AFRICA: TRANSVAAL: Pretoria, SE 25 28 Ca, 15.xii.1975, S. A. Steynberg (ex lemon tree) (TM); NATAL: Ladysmith, SE 28 29 Db (TM); Ndumu res., SE 26 32 Cd, 15.i.1980, R. Oberprieler (TM).

Acmaeodera (P.) smaragdina saundersi Waterhouse

NEW RECORDS. ZIMBABWE: Kariba, SE 16 28, N. J. Duke (TM). MOZAMBIQUE: Cabora Bassa, Mucangadzi r., SE 15 31 Ca, ii.1973, M. C. Ferreira (TM); Songo, Cabora Bassa, SE 15 32 Da, xi.1973, Ferreira, (MOZ). BOTSWANA: Samandupi, 12.xi.1973, P. Reavell (TM); Maun, SE 19 23 Ca, 26.iii.1981, A. J. Duke (feeding on foliage of *Croton*) (TM).

Acmaeodera (P.) excellens Klug

NEW RECORD. BOTSWANA: Maun, SE 19 23 Ca, 26.iii.1981, A. J. Duke (feeding on foliage of *Croton*) (TM).

Acmaeodera (P.) posticalis posticalis Laporte & Gory

NEW RECORD. ETHIOPIA: Sidambala bridge, 1200 m, 10.v.1974, R. O. S. Clarke (from flowers of *Aspilia*) (TER).

Acmaeodera (P.) aurolimbata Boheman

NEW RECORDS. SOUTH AFRICA: NATAL: Mack's Pass, Ingwavuma, SE 27 31 Bb, 13.i.1980, R. G. Oberprieler (TM); O.F.S.: Clarens, SE 28 28 Cb, 26.ii.1980, S. J. v. Tonder (NCI). BOTSWANA: Serowe, SE 22 26 Bc, 8.ii.1983, Forchhammer (TM).

Acmaeodera (P.) zambesica Qbenberger

NEW RECORDS. SOUTH AFRICA: TRANSVAAL: Langjan nat. res. SE 22 29 Cc, 24.i.1982, R. G. Oberprieler (NCI); Hartbeespoortdam, SE 25 27 Dd, xi.1973, I. Temby (NCI); Pafuri, E-boundary, SE 22 31 Ac, 22.xi.1973, J. Braack (on *Grewia* sp.) (NCI); NATAL: Macks Pass, Ingwavuma, SE 27 31 Bb, 13.i.1980, R. Oberprieler

(TM). BOTSWANA: Maun, 20 km N, SE 19 23 Ac, 16.i.1978, Holm, Scholtz & Kirsten (TM); Maun, 20 km SW, SE 20 23 Ac, 20.i.1978, Holm, Scholtz & Kirsten (TM). MALAWI: Matope bridge, SE 15 34 Bd, 30.xi.1983, (500 m), Bellamy & Holm (TM).

Acmaeodera (P.) deplanata Théry

NEW RECORDS. SOUTH AFRICA: CAPE: Vorstershoop, SE 25 23 Cc, 28.ii.1980, V. B. Whitehead (SAM); NATAL: Macks Pass, Ingwavuma, SE 27 31 Bb, 10.i.1980, R. Oberprieler (TM).

Acmaeodera (Ptychomus) foudrasi foudrasi Solier

NEW RECORD. ETHIOPIA: 85 km E Neghelli, 1350 m, NE 95 39 Da, 7.v.1974, R. O. S. Clarke (on flowers of *Aspilia*) (TER).

Acmaeodera (Ptychomus) foudrasi surcoufi Théry

NEW RECORDS. NAMIBIA/S.W.A.: Kaokoveld, Warmquelle, 190 m, SE 19 13 Bb, 2.ii.1975, Endrödy-Younga (beating) (TM); Onguma 314, Tsumeb, SE 18 17 Da, 18.ii.1972 (WIN). ZIMBABWE: Melsetter Junction, SE 19 32 Dd, 12.ii.1976 (NCI). BOTSWANA: Boro riv., SE 19 23 Ab, 28.xii.1980, P. Reavell (NCI).

ACKNOWLEDGEMENTS

My sincerest thanks go to the colleagues who supplied me with material and various bits of information for this study. Institutes that contributed material are listed with abbreviations in the introduction.

Mr C. L. Bellamy, Mr W. M. de Villiers and Mrs M. Walzl assisted with various tasks and are thanked. Grants of the CSIR and University of Pretoria are acknowledged.

REFERENCES

- BURGEON, L. 1941. Catalogues raisonnées de la Faune entomologique du Congo Belge: Coleopteres: Buprestides. *Annales du Musée du Congo Belge, C. (Zoologie 3)*, **2** (5): 125-274.
- COBOS, A. 1980. Ensayo sobre los generos de la subfamilia Polycestinae (Coleoptera, Buprestidae). Parte 1. *EOS, Revista Española de Entomología* **54**: 15-94.
- FABRICIUS, J. C. 1801. *Systema Eleutheratorum 2*. Kiliae, Bibliopolii Academici Novi.
- HOLM, E. 1976. Revision of the genus *Nothomorpha* Thomson (Coleoptera: Buprestidae). *Journal of the Entomological Society of Southern Africa* **39** (1): 97-110.
- HOLM, E. 1978. Monograph of the genus *Acmaeodera* Eschscholtz (Coleoptera: Buprestidae) of Africa south of the Sahara. *Entomology Memoir Department of Agriculture, Republic of South Africa*, **47**: 1-210.
- HOLM, E. 1979. Revision of the genera *Amblysterna* Thomson, *Neojulodis* Kerremans, and the African species of *Julodella* Semenow. *Entomology Memoir Department of Agriculture, Republic of South Africa*. **51**: 1-35.
- HOLM, E. 1982. Revision of the Polycestini (Coleoptera: Buprestidae) of Africa. *Entomology Memoir Department of Agriculture, Republic of South Africa*, **56**: 1-28.
- KERREMANS, C. 1884. Enumeration des Buprestides décrits postérieurement au Catalogue de Gemmiger & Harold. *Annales de la Société entomologique de Belgique* **28**: 119-157.

- KERREMANS, C. 1892. Catalogue des Buprestides. *Memoires de la Société entomologique de Belgique* **1**: 1-304.
- KERREMANS, C. 1903. Essai de Groupement des Buprestides. *Annales de la Société entomologique de Belgique* **37**: 94-122.
- KERREMANS, C. 1903. Buprestidae, Coleoptera. In: P. Wytzman, ed. *Genera Insectorum*, Fascicules 12a-d, V. Verteneuit & L. Desmet, Bruxelles.
- KERREMANS, C. 1906. *Monographie des Buprestides I*. J. J. Janssen, Bruxelles.
- LAPORTE, F. L. & H. L. GORY. 1837. *Histoire Naturelle des Coleopteres II*. P. Dumesnil, Paris.
- MANDL, K. 1972. Eine neue Gattung der Familie Buprestidae: *Acassidiocesta* **gen. nov.** *Koleopterologische Rundschau* **50**: 25-29.
- OBENBERGER, J. 1924. Deuxieme serie de nouveaux genres de Buprestides. *Acta entomologica musei naturalis Pragae Cechoslovakensis* **2**: 7-44.
- OBENBERGER, J. 1926. Buprestidae I. In: W. Junk, S. Schenkling eds. *Coleopterorum Catalogus*. part **84**: 1-212.
- SAUNDERS, E. 1871. *Catalogus Buprestidarum, Systematicus et Synonymicus* E. W. Janson, London, 171 pp.
- SCHATZMAYR, A. 1929. Appunti coleotterologici. *Bollettino della Societa Entomologica Italiana* **61** (1): 16-18.
- SCHÖNHERR, C. J. 1817. *Synonymia Insectorum* **1** (3): 1-506 (with appendix: 1-266). Stockholm.
- THÉRY, A. 1931. Note sur *Polycesta cottyi* Fairmaire et description d'une *Polycesta* nouvelle de la faune palearctique. *Bulletin de la Société Histoire naturelle d'Afrique Noire Algiers*. **22**: 75-76.
- THUNBERG, C. P. 1827. Coleoptera Capensia antennis filiformibus enumerata et nova descripta. *Nova Acta Academicae*, Uppsala.
- WATERHOUSE, C. 1875. Descriptions of some new genera and species of Coleoptera from South Africa, Madagascar, Mauritius and the Seychelle Islands. *The Annals and Magazine of Natural History* (4) **15**: 411.

Accepted 1 December 1984