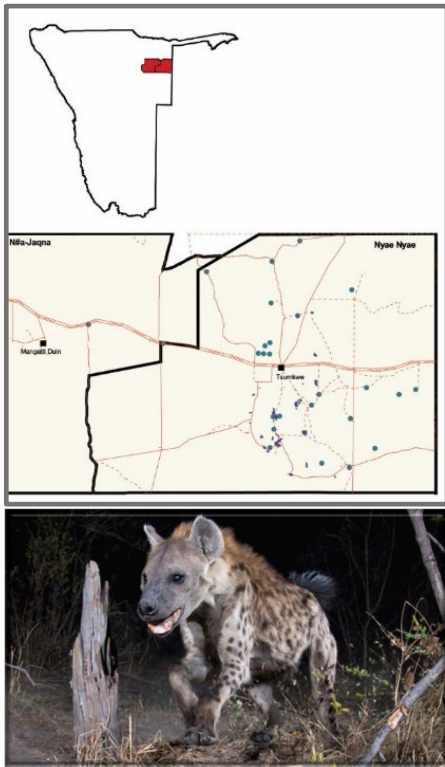


NYAE NYAE & N#A-JAQNA CONSERVANCIES

2020

FULL MOON WATERHOLE COUNTS:

Animals seen during the count



Species	//Aocha	//Xaechhe	//Xoucha	Baraka	Boboha	Buffalo 1	Buffalo 2	Buffalo 3	Buffalo 4/Kiewiet	Buffalo 6	Djokkhoe	Elephants Straw	G!aloan	G=aing=ooq	Grenspos	Gura	Kameel Pan	Klein Dobe	Makalani	N#ama Pan	Nhoma Pan	Nhoma pos 1	Nhoma pos 2	Nyae Nyae Khabi	Nyae Nyae	Piering	Renoster Pan	Taragaga	Tebaraku	Tsumkwe	Xinni Xuri	Total
Buffalo						138	3	59	4																							204
Duiker	1	1										1					1	1			2	2					15				25	
Eland						7	6	11	11	5					10				1							1	18				70	
Elephant	195	29	124	35	53							127	90	39	96	79	358	58	108	8	19	36	90		1	25	36	23	122	28	1,779	
Gemsbok																	1		3		10	8					10	12		2	46	
Giraffe																		9													9	
Hartebeest			4		27																		3								34	
Hyaena	3			3	1							12	1						1	2	9	3	2		1	3	6		1	2	50	
Jackal	5	4	3	1	1							2	4	1		1				18		3	5	5		3	1	5		62		
Kudu	27	27	18	17	20	1		1	1			28	16	78	8	6	21		34	1	33	12				20	1	3	6	379		
Leopard	1						2	2						1												5	6			1	19	
Lion		2																													7	
Ostrich												8										2									11	
Roan	2		7	6	1							6	4			6		9	3	2			14				16		2	78		
Springbok		41	2									68												67	197						375	
Steenbok			2		1							1		1						1							9			15		
Warthog		2	3		7			1				3				8			1		3	26	9	2		4	14		9	92		
Wild dog			5									5							3	5		5				9	34	2		68		
Wildebeest	10	19	18	11	47							2	15			27									5	30		120		325		

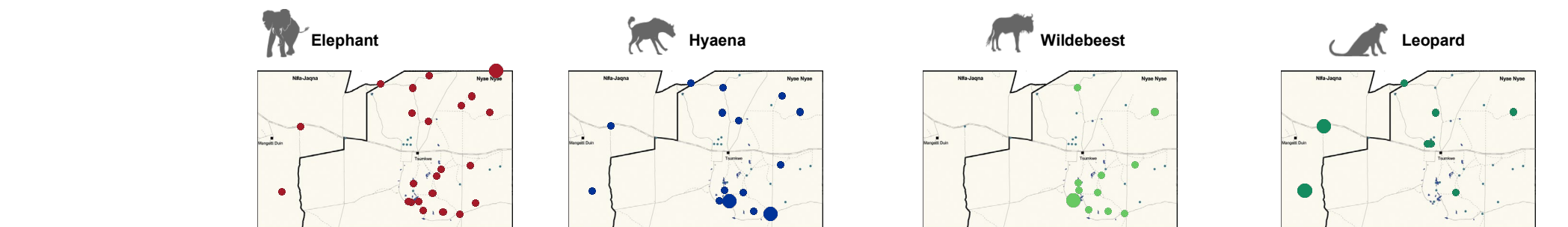
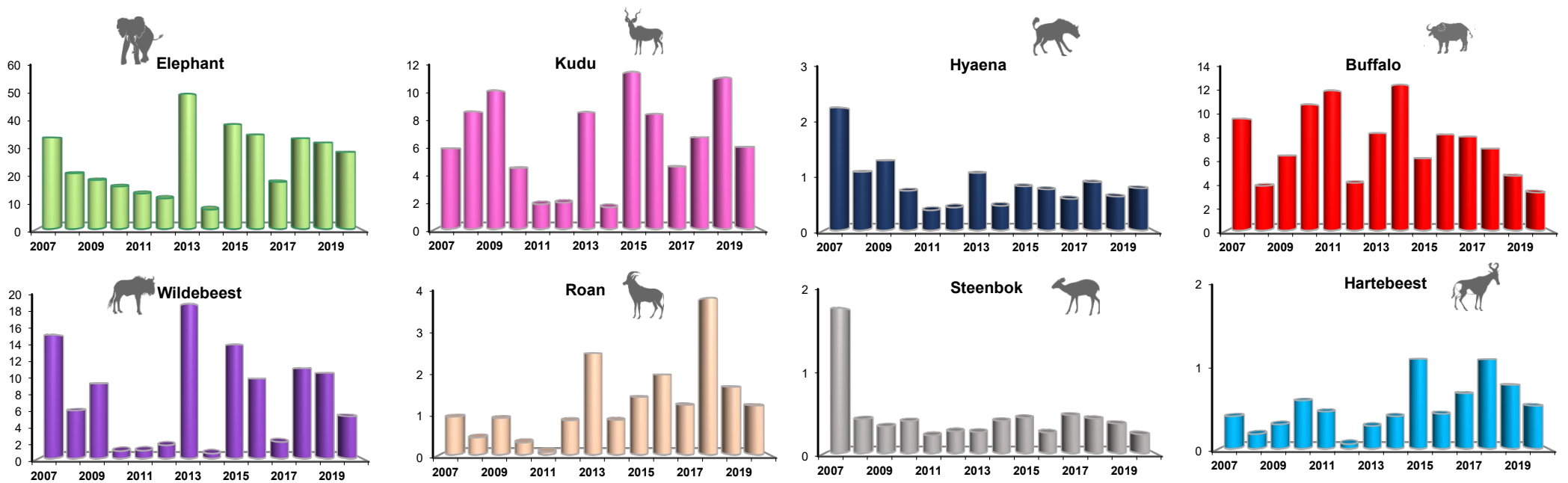
Columns in grey shading are waterholes in N#A-jaqna conservancy, the remainder are in Nyae Nyae.

Waterhole estimates

Population Estimates

Species	DF	Count days																								Total	Breeding estimate	Line Transect estimate	Waterhole estimate	Local estimate	Accepted estimate										
		//Aocha	//Xaechhe	//Xoucha	Baraka	Boboha	Buffalo 1	Buffalo 2	Buffalo 3	Buffalo 4/Kiewiet	Buffalo 6	Djokkhoe	Elephants Straw	G!aloan	G=aing=ooq	Grenspos	Gura	Kameel Pan	Klein Dobe	Makalani	N#ama Pan	Nhoma Pan	Nhoma pos 1	Nhoma pos 2	Nyae Nyae Khabi							Nyae Nyae	Piering	Renoster Pan	Taragaga	Tebaraku	Tsumkwe	Xinni Xuri			
Buffalo	1																																	102			102	300	300		
Duiker	4	2	2																																50		1,370	50	3,000	2,000	
Eland	4																																		140	942		140	200	200	
Elephant	1.8	175	26	112	31	48																													1,601	1,733	430	1,601	1,200	1,000	
Gemsbok	4																																		92	1,733	430	92	800	600	
Giraffe	4																																		18		100	18	50	40	
Hartebeest	2				4	27																													34	3,264	430	34	400	550	
Hyaena	2	3			3	1																													50			50	180	150	
Jackal	2	5	4	3	1	1																												62			62	300	200		
Kudu	2	27	27	18	17	20	1		1	1																									379	1,935	1,100	379	1,500	1,000	
Leopard	2	1																																	19			19	150	100	
Lion	2		2																																7			7	8	5	
Ostrich	4																																		22			265	22	300	200
Roan	1.5	2			5	4	1																												59			240	58	200	250
Springbok	4		82	4																															750	2,379		750	600	400	
Steenbok	4			4		2																													30		1,895	30	2,000	2,000	
Warthog	2		2	3		7			1																										92			95	92	150	200
Wild dog	1			2																															34			34	100	80	
Wildebeest	1.5	8	14	14	8	35																													244	1,600	2,655	244	1,000	1,300	

Trends: Animals per day per waterhole



Distribution:

