


NATURAL RESOURCE MANAGEMENT TRAINING

Module 3.6: **HUMAN WILDLIFE CONFLICT (HWC) MANAGEMENT**



ACKNOWLEDGEMENTS

The materials used to develop this training module were developed and compiled by a number of individuals and organisations over the past 15 years as part of the Namibian CBNRM Programme. Acknowledgement is thus given to all contributing NACSO members, NACSO's international development support partners, and the individual and collective experiences of the NACSO members and partners who made the production of this module possible. The further development of the training material has been made possible with support from MCA Namibia.



CONTENTS of this MODULE

GENERAL TRAINING TIPS.....	2
ABOUT MODULE 3.6: HUMAN WILDLIFE MANAGEMENT (HWC) TRAINING	3
INTRODUCTION.....	6
TOPIC 1: The national HWC policy/policy implementation.....	8
TOPIC 2: How to develop an HWC Management Plan.....	24
TOPIC 3: Principles and implementation of the Human Wildlife Conflict Self Reliance Scheme (HWCSRS)	34
TOPIC 4: The importance of good information for addressing HWC	39
TOPIC 5: Prevention of predation on livestock.....	42
TOPIC 6: Prevention of killing of livestock by elephants.....	47
TOPIC 7: Prevention of damage to crops	48
TOPIC 8: Addressing fear of elephants	52
TOPIC 9: Protection of water infrastructure and provision of alternative water points for elephants.....	53
SELF-ASSESSMENT: Assessing participants' understanding of this Module	56
List of Handouts that you should make available for this Module	57



GENERAL TRAINING TIPS

Preparation:

- Prepare each session in advance and ensure all necessary materials and visual aids are available (use visual aids wherever possible to enhance your training).
- Be aware of local customs – remember to open and close the training day with a prayer and give due recognition to any traditional leaders present.
- Provide translation services where necessary (this will need to be arranged in advance – it may not be appropriate to ask a participant to translate).

General training and presentation guidelines:

- Use good time management to ensure every aspect of your training is completed – but take into account the possible need for translation and be prepared to slow down if necessary to ensure that all participants understand.
- Maintain good eye contact with participants.
- Speak clearly.
- Keep your training language simple and appropriate to your audience.
- Bridge one topic to the next.
- Provide clear instructions for activities and check to see if your instructions are understood.
- Where appropriate, summarise each component of the module.
- Avoid reading from this trainer's manual.

Visual presentation:

- Write clearly and boldly if using flipchart sheets.
- Keep your visual aids clear – avoid blocking participants' view of visual aids.

Involving the participants:

- Encourage questions and participation.
- Ask questions to get participants thinking about the topic and key issues.
- Keep the group focused on the task, but take breaks if participants are tired and losing concentration – be aware of body language.
- Be patient and courteous with all participants.
- Talk to your participants and not to the flipchart.
- Acknowledge the comments and feedback from participants.



NB: Where we wish to indicate that text in this module refers to an activity that training participants are expected to undertake, we have employed this little icon.



ABOUT MODULE 3.6: HUMAN WILDLIFE MANAGEMENT (HWC) TRAINING

<p>OBJECTIVES: People who receive training in MODULE 3.6 will gain knowledge on:</p>	<ol style="list-style-type: none"> 1. The national HWC policy/guidelines on policy implementation 2. How to develop an HWC Management Plan 3. Principles and implementation of the Human Wildlife Conflict Self Reliance Scheme (HWCSRS) 4. The importance of good information for addressing HWC 5. Prevention of predation on livestock 6. Prevention of killing of livestock by elephants 7. Prevention of damage to crops (e.g., use of chilli) 8. Addressing fear of elephants 9. Protection of water infrastructure (reservoirs, pipes, pumps, etc.)/provision of alternative water points for elephants
<p>COMPETENCIES: People who receive training in MODULE 3.6 will be able to:</p>	<ol style="list-style-type: none"> 1. Demonstrate understanding of the national HWC policy (Management Committee, Manager, and Community Game Guards) 2. Develop a HWC Management Plan 3. Explain the principles of the HWCSRS and how to implement it (Management Committee and Community Game Guards) 4. Prevent HWC by implementing prevention and protection measures (Manager and Community Game Guards)
<p>MODULE 3.6 is intended for:</p>	Community Game Guards, the Conservancy Manager, the Management Committee and farmer representatives from each village/sub area within the conservancy
<p>Duration of MODULE 3.6:</p>	The training for this Module will usually last 3 days

To train this MODULE 3.6 you will need to have (enough for everyone):	Check
Copies of the 'National Policy on Human-Wildlife Conflict Management'	✓
Copies of the document: 'Measures and Guidelines for Implementation of the National Policy on Human-wildlife Conflict Management'	
Flipchart stand, sheets and different coloured marker pens ("kokies")	
Module 3.6 Handouts #1 – #4.	
Prepared Flipchart Sheets #1 – #6 (these can be laminated for duplicate use)	
Paper and pens for participants	



The training of this **MODULE 3.6** will generally follow this schedule:

TOPIC 1:	The national HWC policy/policy implementation
TOPIC 2:	How to develop an HWC Management Plan
TOPIC 3:	Principles and implementation of the Human Wildlife Conflict Self Reliance Scheme (HWCSRS)
TOPIC 4:	The importance of good information for addressing HWC
TOPIC 5:	Prevention of predation on livestock
TOPIC 6:	Prevention of killing of livestock by elephants
TOPIC 7:	Prevention of damage to crops
TOPIC 8:	Addressing fear of elephants
TOPIC 9:	Protection of water infrastructure and provision of alternative water points for elephants
SELF-ASSESSMENT:	Assessing participants' understanding of this Module (Handout #4)

NOTE: In order to make this Module easier to read and train, we have shortened the name of the 'National Policy on Human-Wildlife Conflict Management' to just 'national HWC policy', and the 'Measures and Guidelines for Implementation of the National Policy on Human-wildlife Conflict Management' to the 'national HWC policy guidelines and measures document' throughout.



KEYWORDS and ACRONYMS for this MODULE

CBNRM	Community-based natural resource management
CCGs	Community Game Guards
GPTF	Game Products Trust Fund
HACCSIS	Human-Animal Conflict Conservancy Self-insurance Scheme
HWC	Human wildlife conflict
HWCSRS	Human Wildlife Conflict Self Reliance Scheme
MET	Ministry of Environment and Tourism, Namibia
mitigation	Lessening the negative impacts of HWC
MOU	Memorandum of Understanding
prevention	Preventing or trying to reduce the incidence of HWC

NOTE TO TRAINERS/FACILITATORS: HOW TO USE THIS TRAINER'S MANUAL

This Manual provides a guide for delivering the training course for Module 3.6: Human Wildlife Conflict Management. The Manual provides a step-by-step approach for delivering training on each topic in this Module. The training approach includes a mix of participatory activities and delivery of information to the participants. Instructions for these participatory activities are provided in the Manual. The Manual also indicates where trainers/facilitators need to have material prepared in advance and where they need to have Handouts ready to give to participants.

The Manual also provides essential information and messages that need to be conveyed to participants at each step of the Module. *This material is provided as a foundation on which the trainers/facilitators should build the delivery of the Module.* More detailed information and more examples that can be used in delivery are provided in the Participants' Manual, which will be provided to all course participants. Trainers/facilitators should familiarise themselves with the contents of the Participants' Manual. You will not be able to cover all the information that is in the Participants' Manual and in some cases you will need to tell participants to refer to their Manual for more details.

Sometimes, topics have been divided into 'sessions', with amounts of time allocated to them. These time frames are a guide only, and trainers/facilitators might need to adapt them as they deliver the Module.



INTRODUCTION

- 1** **LIST:** The **objectives** of Module 3.6 by writing them on a flipchart sheet. To save time you may prefer to have Flipchart Sheet #1 prepared in advance (or even laminate this one and others for duplicate use).

Participants attending this training will gain knowledge on:

1. The national HWC policy/guidelines for policy implementation
2. How to develop an HWC Management Plan
3. Principles and implementation of the Human Wildlife Conflict Self Reliance Scheme (HWCSRS)
4. The importance of good information for addressing HWC
5. Prevention of predation on livestock
6. Prevention of killing of livestock by elephants
7. Prevention of damage to crops (e.g., use of chilli)
8. Addressing fear of elephants
9. Protection of water infrastructure (reservoirs, pipes, pumps, etc.)/ provision of alternative water points for elephants

- 2** **LIST:** The **competencies** of Module 3.6 by writing them on a flipchart sheet. To save time you may prefer to have Flipchart Sheet #2 prepared in advance.

People who receive training in Module 3.6 will be able to:

1. Demonstrate understanding of the national HWC policy and guidelines for implementing the policy (Management Committee, Manager, and Community Game Guards)
2. Develop a HWC Management Plan
3. Explain the principles of the HWCSRS and how to implement the HWCSRS (Management Committee and Community Game Guards)
4. Prevent HWC by implementing prevention and protection measures (Manager and Community Game Guards)

ASK: Participants if they have any questions about the Module. Address any questions.

- 3** **EXPLAIN:** The background to Topic 1 by using the following information. Show a copy of the MET national HWC policy document as you do so.



In 2009, the government approved a 'National Policy on Human-Wildlife Conflict Management', which was developed by the MET. The policy document sets out the government's approach to managing HWC. The government recognises that HWC has always existed where people and wildlife live together and will continue to exist in the future. This means that it will not be possible to remove or prevent all conflict, but that conflict has to be *managed* in the most effective and efficient ways possible. The policy sets out a number of strategies for managing HWC. The first topic of this Module focuses on the policy and its relevance for conservancies.

- 4** **DISTRIBUTE:** *A copy of the national HWC policy document to each participant, as well as a copy of the national HWC policy guidelines and measures document.*



TOPIC 1: The national HWC policy/policy implementation

Session 1: What is HWC and why it is important?

NOTE: The aim of this first session (approximately 45 minutes) is to get participants involved early on and to lay the foundation for future sessions by developing the following:

- An understanding of what HWC is and its importance for humans and wildlife.
- An understanding of the causes of HWC.
- An understanding that HWC might be different in different areas and in different conservancies.
- An understanding that several different strategies and activities are needed to manage HWC.

1 EXPLAIN: To start off with we are going to look at **what we mean by 'human wildlife conflict'**, and why it is important.

ASK: What is human wildlife conflict?



Ask participants as a group to provide some examples. Ensure responses come from different conservancies. Write up responses on a flipchart sheet (or ask a volunteer to do so) under the heading 'Examples of human wildlife conflict'.

ASK: What are the consequences to humans and to wildlife of HWC?



Ask participants as a group to provide some examples. Ensure responses come from different conservancies. Write up responses on a flipchart sheet (or ask a volunteer to do so) under the heading 'Effects of human wildlife conflict'.

ASK: What are the causes of human wildlife conflict?



Ask participants as a group to provide some examples. Ensure responses come from different conservancies. Write up responses on a flipchart sheet (or ask a volunteer to do so) under the heading 'What causes human wildlife conflict?'.



2 EXPLAIN:

1. HWC is broadly defined in the national HWC policy as “conflict between wild animals and humans” that “ranges from the destruction of crops and water installations to loss of livestock, homes, and in some cases loss of human lives”.
2. HWC has many different costs to people's livelihoods, e.g., loss of livestock; loss of crops; damage to water installations; additional time, effort and money spent trying to prevent conflict; and injury and loss of life.
3. There are many different causes of HWC. It is therefore important to understand WHY the conflict is happening in order to find ways of managing it.
4. HWC will be different in different regions and from place to place. There can be differences between conservancies in the same region and even between different places within a conservancy.
5. These differences mean that each conservancy needs its own set of solutions to HWC management. The differences also mean that a variety of strategies are required to manage HWC. One approach on its own is unlikely to work. This is particularly true of those animals – such as elephants – that often become used to the methods being used to scare them away.
6. In some cases, an HWC strategy involving a number of conservancies working together to address specific issues may be the best approach – for example, the provision of water for elephants.

NOTE: *Try to link the messages to issues the participants raised themselves in the discussion. Use examples that emerged from the discussions in the session to illustrate the points above while you are making them. Refer to the flipchart sheets as you use these examples. This helps participants relate the messages to their own situations and makes everything more real and practical for them.*

3

SUMMARISE/LINK: The national HWC policy recognises the need for a variety of strategies and approaches to managing HWC. The next session starts to look at the policy itself and focuses on the overall policy framework.





Session 2: The policy framework

NOTE: The aim of the second session (approximately 45 minutes) is to enable participants to understand the overall policy framework and to assist them in being able to use the policy document.

1 **EXPLAIN:** Now we are going to look at the **national HWC policy document**. You should refer to the copy that has been given to you; I will bring each section and page number to your attention so that you can refer to each in turn.

1. **Chapter 1** is a general introduction to the policy. You should read this for yourselves later.
2. **Chapter 2** provides the overall policy framework. It starts with a general policy statement under the title POLICY FRAMEWORK on page 1. This statement sets out the overall intent of the government with regard to HWC management. This is a broad statement establishing the government's approach without providing details. *Read through the policy statement to the participants.*



Ask participants to identify what they think are the most important points from the policy statement and note them briefly on a flipchart sheet under the heading 'Policy statement'. After a few responses, highlight the following important points:

- Government says it recognises the rights and development needs of communities as well as the need to promote conservation.
- There is an emphasis on self-reliance, i.e., citizens and organisations must take responsibility themselves for managing HWC.
- Government will delegate certain decision-making regarding HWC to others.
- Government commits itself to developing the capacity of stakeholders to manage HWC.

3 **EXPLAIN:**

Section 2.1 provides a definition of the AIM of HWC management. *Read through the aim to the participants.*

Section 2.2 sets out the OBJECTIVES of the policy. *Read through the objectives to the participants. It is possible that some participants will have questions about Objective 2.2.5 concerning compensation for damages caused by wildlife. If so, explain that this topic will be dealt with in detail later.*

Section 2.3 sets out the PRINCIPLES upon which the policy is based. These principles are important because they provide the reasons why the government adopted this policy, and the reasons for adopting the strategies to implement the policy.

4 EXPLAIN:

Principle 2.3.5. This means that the government will not pay any compensation for damage or losses caused by wildlife.

Principle 2.3.9. This is an important principle – in a way it is saying that wildlife must pay for its own costs. This principle links directly to conservancies, which are the means by which communities can earn income from wildlife. Some of this income can then be used to offset the losses caused to people by wildlife.

5 EXPLAIN: **Section 2.4** sets out the strategies for implementing the policy. This section provides the details about how the government will carry out its broad intentions, which it set out in the overall policy statement. The following sessions will look at these strategies.

6 SUMMARISE:

1. This session focused on the overall policy framework. It looked at the overall policy intent of the government, the aim of HWC management, the objectives of the policy, and the key principles on which the policy is based.

2. Important points to remember are:

- The government recognises the need to balance the needs of people and the needs of wildlife.
- The government is promoting self-reliance in HWC – we cannot expect the government to do everything for us and all stakeholders must take as much responsibility as possible.
- At the same time, government will enable stakeholders to take more responsibility by building capacity and in some cases devolving certain decisions about problem animal management.
- Compensation for losses caused by HWC is not possible, but the government will find ways to ensure that the costs of 'living with wildlife' are paid for by the wildlife itself.

7 LINK: The next sessions will look in more detail at the strategies for implementing the policy. These strategies provide guidelines for government and all other stakeholders for putting the policy statement into practice. Several of these strategies are particularly important for conservancies. We will go through all the strategies, but spend most time on those most relevant to conservancies.



Session 3: Strategies for implementing the policy

NOTE: The aim of the third session (approximately 2 hours, 15 minutes) is to enable participants to understand the strategies for implementing the policy and to highlight those strategies particularly important for conservancies.

1 **EXPLAIN:** Now we are going to look at the **strategies for implementing the policy.**

1. You should refer to the copy that has been given to you; I will bring each section and page number to your attention so that you can refer to each in turn.
2. Each strategy follows the same format. They start with a brief introduction stating some key principles and issues, and stating the specific objective of the strategy. Then the document sets out the strategic approach for the strategy. This strategic approach provides the details of how the strategy will be implemented.

2 **EXPLAIN:** We are now going to focus on the first strategy: **2.4.1, Land Use-planning and integrated measures to avoid HWC.**

EXPLAIN: Provide a brief summary of the strategy from the policy document – emphasise the following:

1. All stakeholders that engage in land uses that can be affected by HWC must take measures to avoid such conflict. This means, for example, that government or the private sector should not establish agricultural schemes in areas where there are elephants or other large plant-eating animals that might damage the crops, unless they take measures to prevent or reduce conflict. It also means that households and communities must also take responsibility for protecting their crops and their livestock as much as possible given their capacity.
2. Although all stakeholders have responsibility for taking measures to avoid HWC, MET will provide assistance.
3. This strategy promotes the establishment of integrated HWC management plans. These plans will be addressed as a separate topic later in the Module.
4. Although the strategy mainly focuses on large government or private development schemes, it is also very relevant for conservancies.




3 **EXPLAIN:** There are examples of conservancy land-use planning in Caprivi, where some conservancies have designated specific areas along the Kwando River for wildlife and tourism. Some people have moved away from these designated areas along the river and have been provided with water inland. The conservancies have also established wildlife corridors where no people are living or growing crops but may use the corridors for livestock. As a result there has been a reduction in HWC incidents.

4 **EXPLAIN:** We are now going to focus on the next strategy: **2.4.2** which covers the **roles of CBNRM and conservancies**.

EXPLAIN: Provide a *brief* summary of the strategy from the policy document – emphasise the following:

1. MET recognises that many of the benefits in conservancies are not necessarily targeted at those who suffer most from the HWC. In order to help increase direct household benefits for those who suffer the most costs, MET will:
 - a. Assist conservancies to develop their full economic potential.
 - b. Increase delegation of authority over wildlife to conservancies in order to make wildlife more attractive as a land use.
 - c. Encourage conservancies to invest in activities that provide the maximum benefit to households affected by HWC. **(NB: Explain that this is an important point that not many conservancies seem to have been doing.)**

5  Ask participants to suggest what they think is the best way to ensure that the people who suffer most from HWC benefit from the income from wildlife. Note responses on a flipchart sheet under the heading 'Benefitting from wildlife'.

6 **EXPLAIN:** We are now going to focus on the next strategy: **2.4.3, Delegation of decision-making authority**.

EXPLAIN: Provide a *brief* summary of the strategy from the policy document – emphasise the following:

1. This strategy deals with procedures for the destruction of a problem animal. It aims to balance the need for speedy decision-making with the need to ensure that problem-causing animals are destroyed for good reason.
2. You should note that this strategy does not replace the right to take immediate action against a problem animal that threatens human life.
3. The MET aims to achieve this balance by devolving decision-making regarding the destruction of an animal to the local level. This means devolving authority to MET-designated MET staff in each region according to clear guidelines, which are provided in Annex 1 to the policy.



4. Each region will have an established decision-making framework for deciding when an animal can be destroyed and will have to submit a written report explaining the decision. This changes the old policy that the Permanent Secretary or Minister had to approve the destruction of a problem animal.
5. The strategy further provides for the designated MET regional staff members to delegate authority for destroying problem-causing animals to specific conservancies under the following conditions:
 - a. The MET region in which the conservancy falls must have a decision-making framework approved by the Minister for determining when a problem-causing animal can be destroyed.
 - b. The conservancy must have an integrated HWC Management Plan.
 - c. The conservancy must have one or more persons designated to be responsible for destroying problem-causing animals.
 - d. These designated persons must be trained by MET (or a person approved by MET) and MET staff will determine whether the training has been adequate. If the MET decides that the training was inadequate the conservancy must take steps to address this.
6. The following procedures must be followed once authority has been delegated to a conservancy:
 - a. A conservancy to which authority has been delegated may only destroy a problem-causing animal if it has written permission from an authorised MET staff member.
 - b. Once a problem-causing animal has been destroyed, the conservancy must inform an authorised MET staff member in writing within 10 days according to the guidelines of Annex 1 of the policy.
 - c. The conservancy can only use products derived from problem-causing animals with a permit.
 - d. An authorised MET staff member must determine whether the problem-causing animal was destroyed by the conservancy for good reason and by the designated person of the conservancy. Any contraventions of the policy or legislation could lead to delegation of authority being removed from the conservancy.
 - e. Conservancies will be able to use a professional hunter to destroy a problem-causing animal and will be able to charge the hunter a fee according to guidelines contained in Annex 2 of the policy.
 - f. The delegation of authority to a conservancy to destroy problem-causing animals shall also include directions as to how the products derived from the animal may be used by the conservancy, or retained as State property in terms of legislation.



7. Annex 2 of the policy provides further procedures:
 - a. In the interests of public safety, as far as possible, animals should not be destroyed in the presence of members of the public.
 - b. The meat from an edible animal destroyed should go to the persons affected, or to the traditional authority if it cannot be determined who should benefit.
 - c. Conservancies must carefully consider whether to offer a problem-causing animal to a professional hunter based on the urgency of the circumstances, the availability of staff and resources to deal with the animal, and the availability of a hunter.
 - d. The professional hunter will require a permit.
 - e. The conservancy must use the income from the hunter to alleviate the impact of the problems caused to the persons affected by the incident. If the conservancy cannot directly assist those affected, the income will go to the Game Products Trust Fund. The conservancy can then later apply for the funds to be released once it has an appropriate mechanism for ensuring those affected will benefit.
 - f. Conservancies must maintain full records of all problem-causing animals destroyed, and the use of any products (such as meat) derived from that animal.

7 **SUMMARISE:** *Strategy 2.4.3 with the following:*

The MET has already delegated decision-making over the destruction of problem-causing animals to its regional staff in terms of this policy. The next step will be to delegate authority to conservancies. This will be possible once the new legislation is passed which will contain regulations based on the procedures outlined above.

NOTE: *Ask participants if they have any questions so far and try to address the questions. If you cannot do this – and there is no MET person present who can assist – then make a note of the question(s) and during the course of the workshop try to contact a MET person who can provide the answer(s). Then relay the answer(s) to the participants.*



8 **EXPLAIN:** We are now going to focus on the next strategy: **2.4.4**, which is **Developing and implementing the best appropriate technical solutions for mitigating HWC.**

EXPLAIN: Provide a *brief* summary of the strategy from the policy document – emphasise the following:

1. This strategy sets out how the MET will help stakeholders identify and implement the best practices for preventing or reducing HWC.
2. The strategy is based on the principle that sound measures for protecting livestock and crops through good management, and providing sensible and well-planned alternative water points for elephants, are far more effective (and have a suite of other benefits) than reactive and responsive measures. Pro-active measures mean that the farmers are in control.
3. MET will disseminate information on the best technical solutions, train stakeholders in these methodologies, and assist stakeholders in implementation through technical advice and support.
4. In addition, MET will provide funding through the Game Products Trust Fund to stakeholders in need of financial assistance to test and/or implement measures to address HWC, provided the stakeholder has an HWC Management Plan, and provided the stakeholder enters into a Memorandum of Understanding with MET setting out the roles and responsibilities of each party. This agreement will provide for reporting by the recipient of funds and may require co-funding from the recipient.

9 **EXPLAIN:** We are now going to focus on the next strategy: **2.4.5**, which is **Research and Monitoring.**

EXPLAIN: Provide a *brief* summary of the strategy from the policy document – emphasise the following:

1. In terms of this strategy MET aims to:
 - a. Develop a standard monitoring and reporting system for HWC.
 - b. Monitor and evaluate the effectiveness of different HWC mitigation methods and disseminate findings to stakeholders.
 - c. Determine the social carrying capacity for certain species that can cause problems, i.e., establish the levels of tolerance that people have for species such as elephant and predators, and what affects this level of tolerance.
 - d. Establish a national database which: captures data on each HWC incident, provides data on the economic impact of HWC, and provides data on the effectiveness of various mitigation measures.



- e. Establish target population levels for certain species in specific areas outside Protected Areas so that viable populations can be maintained at levels tolerable to residents.

10 **EXPLAIN:** Conservancies already play an important role in data gathering and monitoring of HWC through the Event Book system, as well as providing information on the relative abundance of some important species such as elephants and large predators. This provides a foundation for the national database envisaged by MET. Several conservancies also have considerable knowledge of the various methods that work for reducing and managing HWC, and so can contribute to making sure that this knowledge is shared with others.

11 **EXPLAIN:** We are now going to focus on strategy **2.4.6.**, which is **Capacity Building**. There are two sub-strategies, the first of which is **2.4.6.1, Capacity Building**.

EXPLAIN: Provide a *brief* summary of the sub-strategy from the policy document and emphasise the following:

1. The overall focus of this sub-strategy is that organisations and individuals (including government departments) must take responsibility for managing HWC themselves, and must not expect MET to do everything for them.
2. However, MET will help building the capacity of all stakeholders to develop HWC management and mitigation plans, and to implement appropriate mitigation methods.
3. Conservancies should be able to call on MET for advice and support for dealing with HWC, particularly for the development of HWC management plans.

12 **EXPLAIN:** We will not look at sub-strategy **2.4.6.2**, the **Human Wildlife Conflict Self Reliance Scheme (HWCSRS)** in this part of the Module because we will look at the scheme later, in Topic 3. At this stage the main points to make are the following:

1. The HWCSRS is based on the existing Human Wildlife Conflict Conservancy Self Insurance Scheme (HACCSIS) that many conservancies are already familiar with. Essentially, the government has adopted HACCSIS as national policy and to avoid confusion with insurance schemes where individuals pay in to insurance funds, the government has renamed the scheme. The government has established official procedures for the HWCSRS based on the existing HACCSIS procedures. We will look at the details later on.





2. The HWCSRS is based on the principle that government will not pay any compensation for livestock or crop losses caused by HWC. MET will assist communities outside conservancies by providing payments to offset HWC, sourced from the Game Products Trust Fund (GPTF). This is not a compensation scheme because the GPTF funds are generated from wildlife and do not come from government's Central Revenue Fund.

NOTE: Ask participants if they have any questions so far and try to address the questions. If you cannot do this – and there is no MET person present who can assist – then make a note of the question(s) and during the course of the workshop try to contact a MET person who can provide the answer(s). Then relay the answer(s) to the participants.

- 13** **SUMMARISE/LINK:** This session covered six of the 10 strategies that the national HWC policy provides for managing HWC. The next session will cover the final four strategies of the policy.

Session 4: Strategies for implementing the policy, continued

NOTE: The aim of the fourth session (approximately 1 hour, 20 minutes) is to enable participants to understand the remaining strategies for implementing the policy and to highlight those strategies particularly important for conservancies.

- 1** **EXPLAIN:** Now we will look at the **last six strategies for implementing the policy** starting with **Strategy 2.4.7**, which covers **HWC and Protected areas**. You should continue to refer to the copy that has been given to you; I will bring each section and page number to your attention so that you can refer to each in turn.

EXPLAIN: Provide a brief summary of the strategy from the policy document – emphasise the following:

1. MET wishes to see Protected Areas providing benefits to local communities and wants these benefits to outweigh the costs from problem-causing animals that come from these Protected Areas.
2. MET will:
 - a. Provide economic benefits to help offset losses caused by HWC, particularly through giving preference to conservancies neighbouring Protected Areas in the award of concessions in the parks.
 - b. Promote the adoption of compatible forms of land uses such as wildlife and tourism on land adjoining protected areas.
 - c. Support park neighbours to develop and implement joint HWC management and mitigation plans.

- d. Provide advice and technical support to neighbours in applying mitigation methods.
- e. Enter into collaborative management arrangements with protected area neighbours and residents in order to carry out joint HWC management and to support the implementation of local HWC management plans.

2 **EXPLAIN:** Now we will look at strategy **2.4.8: Removal of problem-causing animals.**

EXPLAIN: Provide a *brief* summary of the strategy and emphasise the following:

1. MET recognises that there are times when it will be necessary to carry out lethal removal of animals (i.e., killing) or translocation in order to reduce wildlife numbers – lethal removal or translocation of wildlife would be necessary where life and property are threatened, where animals persistently cause problems, or where the numbers of wildlife are so high that conflict becomes an intolerable burden on people.
2. MET therefore recognises the following options for removal of animals by killing or translocation:
 - a. Delegation of authority for removal of individual problem-causing animals in terms of Strategy 2.4.3 (covered earlier in Session 3).
 - b. If necessary, the short-term increase of hunting quotas for conservancies.
 - c. Where appropriate, additional hunting quotas of elephant for traditional authorities outside of conservancies.
 - d. Allocation of hunting quotas where the occurrence of problems is reasonably predictable and so is the number removed annually (e.g., an average of 60 lions are killed outside Etosha National Park every year – but no income is derived from this).
 - e. Live capture and sale where this can reduce the pressure of HWC.
 - f. Culling, based on scientific assessments to ensure that the long-term conservation of species will not be negatively affected. Income from culling would be used to invest in conflict prevention and mitigation measures.





3 **EXPLAIN:** We will now focus on **Strategy 2.4.9**, which covers **Establishment of a system to assist affected families with funeral costs.**

EXPLAIN: Provide a *brief summary of the strategy and emphasise the following:*

1. In terms of this strategy, MET provides for the government to assist families with funeral costs where a family member was killed by a wild animal. The policy document makes it clear that government cannot be held legally responsible for such a death, but the government acknowledges a moral obligation to cover such costs. This acknowledgement of a moral obligation is made because the State is the owner of all wildlife except where legislation specifically provides otherwise.
2. In terms of this strategy, government will assist a family with funeral costs if the person was killed by an animal or animals from certain wildlife species under conditions where the person could not defend themselves or avoid the incident, and where the family has no insurance to cover the costs of the funeral.
3. The policy document makes a very important point: the financial support to bereaved families is aimed at *covering basic funeral costs* and is not in any way intended as compensation for loss of life. It provides families with at least some financial help at a difficult time.
4. The government will make payments for incidents of accidental death caused by the wild animals that appear in schedules 3 (Specially Protected Game), 4 (Protected Game) and 5 (Huntable Game) of the *Nature Conservation Ordinance* (No. 4 of 1975). Not all of the species in these schedules are likely to kill a person but these schedules cover the main species that have been known to kill a person, including elephant, hippo, crocodile, large predators and buffalo.
5. A funeral payment will be made under certain conditions. These conditions are given in your Participants' Manual. It is very important that the Committee, Manager/Coordinator and members of all conservancies know these conditions.



Ask participants to refer to the relevant page of the policy document while you explain:

6. The procedure for making payments is provided in Annex 4 of the policy document. Again, it is very important that the Committee, Manager/Coordinator and members of all conservancies know these conditions.



Ask participants to refer to the relevant page of the policy document while you explain the procedures. Also refer participants to Annex 3 of the national HWC policy guidelines and measures document, which contains the claim form for funeral assistance.

4 **EXPLAIN:** We will now focus on strategy **2.4.10, Application of revenues from problem-causing animals to avoid future conflict and to address the losses of affected persons.**

EXPLAIN: Provide a brief summary of the strategy and emphasise the following:

1. This strategy aims to ensure that income from problem-causing animals is used to provide relief directly to the persons who suffered the negative impact of the animals and/or to avoid repetition of the same problem in future.
2. In order to achieve this the MET will, when authorising the trophy hunting of a problem-causing animal, make a condition that the income must be used to alleviate the negative impacts on those persons affected.
3. In certain cases the income from problem-causing animals or a portion of the income will be deposited in the GPTF.
4. The MET wants to make sure that this policy approach is not used as an excuse to shoot an animal simply to make money from it. For this reason MET will establish a guideline price for the trophy hunting of problem-causing animals. The national HWC policy guidelines and measures document provides these guideline prices and more details on how trophy hunting will be used to deal with problem animals.

5 **SUMMARISE/LINK:** This session covered the last of the 10 strategies that the national HWC policy provides for managing HWC. The next session will cover the final two sections of the policy document: the chapters on Institutional Framework for the Policy Implementation, and Monitoring and Evaluation for Policy Implementation.



Session 5: The final two chapters of the policy

NOTE: The aim of the fifth session is to present the final two chapters of the Policy, highlighting the roles of conservancies (approximately 45 minutes).

1 **EXPLAIN:** The aim of this next session is to present the final two chapters of the policy, highlighting the roles of conservancies. We will first focus on **Chapter 3, the Institutional Framework for Policy Implementation**. You should continue to refer to the copy that has been given to you; I will bring each section and page number to your attention so that you can refer to each in turn.

EXPLAIN: Provide a summary of Chapter 3 and emphasise the following:

This chapter sets out the roles and responsibilities of the main stakeholders regarding HWC management:

- a. MET will play the coordinating and leading role as it is legally responsible for wildlife conservation in Namibia.
- b. Conservancies and other stakeholders should support the strategies set out in the policy by implementing programmes and projects that bring about the goals intended by the policy.
- c. Where relevant MET will invite NGOs and the private sector to be involved in planning, training, extension services, material inputs and management of HWC.
- d. Line ministries and regional councils will ensure that all individuals, organisations and State agencies carry out appropriate land-use planning and develop integrated measures aimed at avoiding and/or reducing HWC.
- e. Conservancies should have their own integrated HWC management plans that include measures for the prevention and/or reduction of HWC and the gathering of appropriate data on HWC incidents.
- f. Conservancies are responsible for the implementation of their HWC management plans.

2 **EXPLAIN:** We will now focus on **Chapter 4, Monitoring and Evaluation for Policy Implementation**.

EXPLAIN: Provide a summary of Chapter 3 and emphasise the following:

1. This short chapter provides for the ongoing assessment of the implementation of the policy by MET and other stakeholders. It is important to understand whether the strategies contained in the policy are actually working, and whether some strategies or approaches need adjusting.



2. Conservancies have an important role to play in this ongoing assessment. The Event Book system and HWC data form (contained in Annex 4 of the national HWC policy guidelines and measures document) will be used for monitoring and evaluation of HWC management.

ASK: *Participants if they have any questions on the policy document. Is there anything they are not clear about? Try to address the questions. If you and any MET personnel present are unable to provide answers, record the questions and during the course of the rest of the Module, try to contact an appropriate MET person to get the answers and then provide feedback later to the participants.*

If you still have some time you could ask if the participants have any comments on the policy. If so, capture these comments on a flipchart sheet. After the completion of the Module, the comments should be recorded from the flipcharts in a short report to be sent to the MET.

3 **SUMMARISE/LINK:** Today we started with a discussion about human wildlife conflict and then covered the national HWC policy. This work provides a foundation for the next topics, which cover the practical aspects of HWC management. Let's just go back and look at our objectives for this workshop to confirm that we are 'on track' so far (*refer back to the first flipchart sheet – or prepared Flipchart Sheet #1*). Does anyone have any remaining questions?

In the next topic we will focus on how to develop a Human Wildlife Conflict Management Plan. This is one of the main ways that conservancies can be involved in implementing the national HWC policy.



TOPIC 2: How to develop an HWC Management Plan

1 **EXPLAIN:** *The objectives of the next set of sessions:*

1. The next block of training will focus on how to develop a Human Wildlife Conflict Management Plan.
2. We will look at why we need to plan for managing HWC; key principles for developing a plan; who should be involved in the planning; and the main components that should be included in such a plan.

2 **EXPLAIN:** The national HWC policy makes several references to HWC management plans. These references were not explored in detail earlier because we will cover them in this topic.

LIST: *The key points of the policy in relation to HWC management plans on a flipchart sheet/sheets. To save time you may prefer to prepare this in advance as Flipchart Sheet(s) #3.*

1. MET encourages all stakeholders to develop HWC management plans to help in the prevention and mitigation of HWC. Under Strategy **2.4.1, Land-use planning and integrated measures to avoid HWC**, MET says the following:
 - a. HWC management plans must have specific mechanisms to deal with HWC problems prevalent in a particular area.
 - b. Plans should include appropriate technical solutions and monitoring.
 - c. Plans should be based on information about the local HWC context such as which species cause problems and what are the best methods for dealing with the species and the problems.
 - d. Plans should include a combination of approaches to deal with different species and different problems at different times of the year.
2. MET encourages stakeholders to develop area-based and regional HWC management plans involving various stakeholders.
3. MET will only devolve more decision-making over dealing with problem animals to conservancies that have an integrated HWC Management Plan that includes measures for the prevention and/or reduction of HWC, the mitigation of problems, and the gathering of data on HWC incidents (**Strategy 2.4.3**).
4. MET will provide financial support to conservancies for developing and testing methodologies for preventing or reducing HWC if the conservancy has an HWC Management Plan (**Strategy 2.4.4**).
5. MET will support conservancies and others in developing HWC management plans and will give priority to those conservancies that are willing to take actions themselves to reduce HWC (**Sub-strategy 2.4.6.1**).
6. MET will work with neighbours of Protected Areas to develop joint HWC management plans that will be implemented by the park managers and the neighbours together (**Strategy 2.4.7**).



Session 1: Why we need to plan for managing human wildlife conflict

NOTE: The aim of the first topic session (approximately 40 minutes) is to explain to participants why we need to plan for managing human wildlife conflict. The aim of this session is to introduce the concept of a Human Wildlife Conflict Management Plan and develop an understanding of how such a plan can be useful for conservancies.

1 **EXPLAIN:** In this first session we are going to look at why we need to manage human wildlife conflict.



Ask participants why they think it is important for their conservancy to develop a HWC Management Plan. After a few responses, make a summary on a flipchart of why it is important for conservancies to develop HWC management plans (Use the points below as a checklist. Capture points made by participants under the heading 'Why conservancies need HWC management plans' and then add any points from the checklist that the participants may have missed). (You may wish to prepare the list in advance as Flipchart Sheet #4)

1. Conservancies will be implementing the national HWC policy as envisaged by MET.
2. MET will provide more financial and technical support on HWC to those conservancies that have a plan.
3. The plan enables conservancies and their members to put management practices and mechanisms in place that pre-empt HWC and thus reduce the number of incidents.
4. The plan enables conservancies to develop a comprehensive approach to addressing HWC – instead of being reactive and doing things in an *ad hoc* way the plan enables the conservancy and its members to be prepared for problems and to have strategies in place for dealing with them.
5. Good and effective plans that are well implemented will benefit conservancy members and increase support and profits for the conservancy.
6. MET and NGOs cannot be on the spot to help conservancies all the time. Conservancies need their own measures and approaches to prevent and reduce HWC.
7. If conservancies develop their own plans, these plans will reflect the needs and circumstances of the conservancy and its members – not some outside organisation.
8. The HWC Management Plan should form part of a conservancy's overall Wildlife Management Plan (for which there is a separate training module). The HWC Management Plan should be developed as part of the Wildlife Management Plan and integrated into it, particularly any zoning plans.



- 2** **SUMMARISE/LINK:** This session highlighted the importance of HWC management plans for conservancies. The next session considers who should be involved in developing a conservancy HWC Management Plan.

Session 2: Who should be involved in developing the conservancy's Human Wildlife Conflict Management Plan?

NOTE: The next session (approximately 40 minutes) is concerned with who should be involved in developing the conservancy's HWC Management Plan.

- 1** **EXPLAIN:** The aim of this next session is to identify **who should be involved in developing the HWC Plan**, focusing on community involvement and the participation of key stakeholders who can provide support.



Ask participants who they think should be involved in the process and why? Make a list on a flipchart sheet in a table like the one **ON THE NEXT PAGE** of the stakeholders mentioned and the reason for their involvement. Use the checklist on this flipchart sheet to see if the responses cover the main stakeholders and reasons for their involvement. Add to the flipchart list any key stakeholders and reasons for involvement from the checklist that the participants did not mention. (You may wish to create this list of stakeholders in advance as Flipchart Sheet #5.)

- 2** **SUMMARISE/LINK:** This session considered who should be involved in the process of developing a conservancy HWC Management Plan. The next session considers some key principles that should guide the development of a conservancy HWC Management Plan.



Flipchart Sheet #5/text for flipchart activity Session 2, above.

Stakeholder	Reason for involvement
Conservancy Committee	Need to know what is in the plan and oversee its implementation. Should have knowledge of the HWC problems in the conservancy.
Conservancy Manager	Needs to know what is in the plan and will be responsible for ensuring its implementation. Should have knowledge of the HWC problems in the conservancy.
Conservancy Game Guards/Resource Monitors	Will have good knowledge of problems and ideas for solving them. Will be very involved in implementation.
Conservancy members	Need to contribute from their own experience of HWC, need to know what is in the plan and need to agree to the plan – particularly if any zoning of land is included or people need to relocate in order to reduce HWC.
Representatives of supporting NGO	Should have good ideas to contribute and should be able to provide support to implementation.
MET staff	Should be able to provide technical advice, support and training; can provide guidance on the national HWC policy; can arrange for future financial support from MET in terms of the policy.
Regional Councillor	Needs to understand the plan in order to give future support and not undermine its implementation.
TA representatives	Need to understand the plan in order to give future support and not undermine its implementation. Can provide ideas and advice.
Professional hunter	Needs to understand the plan in order to give future support and not undermine its implementation, Can provide ideas and advice.
Lodge owners/managers	Need to understand the plan in order to give future support and not undermine its implementation. Can provide ideas and advice.
Researchers on HWC or species that can cause problems (e.g., elephants, lions, hyenas)	Either researchers in the area – or known experts from elsewhere in Namibia if possible – can provide advice and possibly technical support and information/data on HWC.
Ministry of Lands and Resettlement	Useful for MLR representative to be present if possible to understand the process, particularly if any zoning of land results from the planning.
Ministry of Agriculture, Water and Forestry	Can provide advice, support and training on measures to protect livestock, crops and water points. Should be made aware of any conservancy zoning.



Session 3: Some key principles for developing a HWC Management Plan

NOTE: The next session (approximately 40 minutes) looks at key principles for developing a HWC Management Plan.

1 **EXPLAIN:** The aim of this session is to consider some **key principles** that can help conservancies in developing their HWC management plans.

1. The plan should reflect the circumstances, problems and needs of the conservancy concerned – it should NOT be copied from other examples. **(NB: Use the example of conservancy constitutions, many of which were copied from the template in the Conservancy Tool Box. This meant that the constitutions weren't very relevant or useful for the conservancies concerned. These constitutions didn't meet the needs of the conservancies.)**
2. However, the HWC management plans should not try to 're-invent the wheel' – each conservancy can learn from the experiences of others and best practices developed elsewhere. But these experiences or best practices need to be adapted to local needs and circumstances if necessary.
3. Keep it simple and practical – aim to include things that will work and that the conservancy has the capacity to implement **(NB: Use the example of electric fences – these can be very effective as barriers for keeping wildlife away from crops if well-maintained. However, they can be expensive and often no-one takes the trouble to maintain them. If conservancies decide on using an electric fence as a mechanism to stop elephants reaching crops they must consider the costs, as well as who will maintain the fence and the training required for maintenance.)**
4. The national HWC policy promotes self reliance – each conservancy HWC management plan must indicate how the conservancy itself is going to contribute to managing HWC.
5. If the conservancy is being assisted in implementing the plan by MET or an NGO, the roles and responsibilities of each party should be clearly spelt out. This will be necessary where MET provides technical assistance and/or funding. In these circumstances, according to the national HWC policy, MET will develop an MOU with the conservancy.
6. Each conservancy needs to find the best means of ensuring community ownership of the plan. Conservancy members need to know what is in the plan and agree to it, particularly any zoning of land or any plans to relocate people in order to reduce HWC.

2 **→** Ask participants to suggest ways that conservancy members can be involved in developing the plan, be informed about the plan, and approve the plan. Capture these on a flipchart sheet (under appropriate headings) for the participants to see and make notes from.



3

SUMMARISE/LINK: This session looked at the key principles that should guide the development of a conservancy HWC Management Plan. The next session covers the components of the plan and what should be included in each of these components.

Session 4: What are the main components of a HWC Management Plan?

NOTE: The next session (approximately 2 hours, 15 minutes) asks: What are the main components of a HWC Management Plan? The aim of this session is to identify the main components of a HWC management plan and to help conservancies understand the importance of these components.

1

EXPLAIN: The basic framework for a HWC Management Plan should contain the following **main components** (you may wish to write these on a flipchart sheet):

1. **Introduction**
2. **Overall Goal**
3. **Objectives**
4. **Management Strategies**
5. **Zoning Map**
6. **Workplan**
7. **MOU with MET or other support agency (where appropriate)**

2


EXPLAIN: Now we will consider each component in more detail, first the **Introduction:**

1. The Introduction should provide a brief background to the conservancy, particularly its land use, human settlement patterns, production systems, wildlife, and HWC issues. The main HWC problems should be highlighted and information given on any previous attempts to address these problems. Include any data on HWC, e.g., the number of past incidents, main problem-causing species, types of problem, times of year when problems occur, etc.
2. The Introduction should also provide information about how the HWC Management Plan was developed, the level of community involvement, and when and how it was approved by the conservancy.
3. The Introduction should note whether the conservancy has any agreements with MET or NGOs related to implementation of the plan.




3 **EXPLAIN:** We will now consider the **Overall Goal** of the plan:

1. The Overall Goal should set out what the conservancy wants to achieve through managing HWC.
2. This should be a relatively short statement of one or two paragraphs.
3. When developing the Overall Goal, ask yourselves what are the key things you want to achieve, brainstorm some ideas, and then capture these on a sheet of paper and put them into a clear statement.

4  **ASK:** Participants to state what they want to achieve from HWC management. Collect a few ideas and put these into a 'Goal statement' on a flipchart sheet as an example. A simple goal statement might go like this: "To reduce HWC in order to improve the livelihoods of members, while maintaining viable wildlife populations".

5 **EXPLAIN:** We will now look at how to identify the **Objectives** of the plan:

1. The Objectives will provide more detail about what the conservancy wants to achieve. The Objectives should be linked to the Overall Goal.
2. The Objective Statements should be fairly short and clearly stated.
3. The Objectives should not be too elaborate, 3-4 objectives should cover most of what conservancies want to achieve.

6  Ask participants to look at the Overall Goal statement developed as an example in the Step 4, above. Ask them to think of some objectives that can link to this goal statement and capture these on the flipchart – establish about 3-4 objectives as examples. Examples of Objective Statements are: 1) To develop and test methods for reducing HWC in the XXXX conservancy; 2) To provide incentives for members to live with wildlife by increasing income to those who suffer most from HWC; 3) To carry out research and monitoring on HWC to improve decision-making in order to improve the measures taken to address HWC.

7 **EXPLAIN:** We will now look at how to identify the **Management Strategies** for implementing the plan:

1. A number of strategies should be developed for each Objective. The strategies show HOW you want to achieve the objectives – they provide another level of detail about what you will be doing practically to address HWC.



2. The Strategies should cover the overall actions that will take place to implement the plan.

8



Ask participants to look at the first Objective developed in the previous step as an example. Ask them to think of the main strategies/actions that need to be taken to achieve this objective. Use their responses to develop two or three strategies for this Objective. Write the Objective on a flipchart sheet and record the Strategies under this heading. From the examples above the first Objective was: 1) To develop and test methods for reducing HWC in the XXXX conservancy. Examples of strategies to achieve this Objective could be the following:

Strategy 1.1: The conservancy, its support agencies and partners will investigate and implement the most appropriate methods for protecting livestock from predators and reducing the need for predators to prey on livestock.

Strategy 1.2: In order to reduce damage to water installations and costs to residents of elephants drinking their water, the conservancy and its support agencies and partners will investigate and implement the most appropriate methods for protecting water points and providing water for people, livestock and elephants.

NOTE: The strategies should not be too detailed – don't record detailed activities at this stage, these will come later in the workplan.

9

EXPLAIN: We will now look at how to develop a **Zoning Map** for the plan:

1. Zoning maps are useful for showing areas in the conservancy you might have designated for certain purposes or activities.
2. Many conservancies have some form of zoning already where they have identified core wildlife and tourism areas; the main areas for livestock, crops and settlement; and sometimes 'multiple use' areas.
3. While developing the HWC Management Plan the conservancy might amend the existing zoning, add new zones, and/or identify wildlife corridors or other important areas linked to HWC management. These areas should be shown on a map which should be available to all conservancy members. Initially, conservancies will develop these maps roughly on flipcharts, but the maps should later be developed digitally so they can be included in the HWC Management Plan and printed as posters for display in the conservancy. MET and other support agencies should be able to assist with this if the conservancies cannot do it themselves.





4. It is important that conservancies do not see themselves as isolated 'islands', but part of a larger landscape. Wildlife corridors do not stop on the boundary of a conservancy. For example, developing elephant watering points should be planned and harmonised with neighbouring conservancies so that a situation does not arise where 'Conservancy A' develops water points close to settlement and farming areas in neighbouring 'Conservancy B'.

10 **ASK:** *Participants to look at Handout #1.*

EXPLAIN: This is an example of a zonation plan which has been developed for the Mudumu North Complex in Caprivi. It shows areas set aside exclusively for grazing and wildlife, and the areas designated for settlement and farming. It also shows where conservancies have established wildlife corridors where crops and settlement are not allowed.

11 **EXPLAIN:** We will now look at how to **develop a Workplan** for the HWC Management Plan:

ASK: *Participants to look at Handout #2.*

EXPLAIN: This is an example of a workplan for a conservancy HWC Management Plan. You will see that:

1. The workplan provides a detailed set of activities that need to be carried out to implement the strategies provided for in the HWC Management Plan. It also indicates who is responsible for implementing the activity and sets a target date for completion.
2. Developing the HWC Management Plan workplan is no different to developing the conservancy workplan, which everyone should be familiar with.
 - a. It should be developed in much the same way as a conservancy workplan.
 - b. For each Strategy start with identifying the main activities required to implement the Strategy. Identify the specific actions required to implement the activity, identify who is responsible, set a target date for completion, and provide a column in which you can note progress in implementation.
 - c. Make sure the activities relate to the Strategy. E.g., Activity 1 in Handout #2 links to the first part of the Strategy: implementing methods to protect livestock. Activity 2, introducing species to increase the natural prey of predators, links to the second part of the Strategy: reducing the need for predators to prey on livestock.

3. The conservancy Management Committee should use the HWC Management Plan workplan as a working document, which should be referred to in Management Committee meetings. The Management Committee must monitor progress and take action or make adjustments if no progress is being made. THIS WORKPLAN WILL BE USELESS IF, ONCE IT IS DEVELOPED, NO-ONE EVER LOOKS AT IT AGAIN.

12 **EXPLAIN:** We will now look at **MOUs** as part of the HWC Management Plan:

1. A 'Memorandum of Understanding' is a useful addition to the HWC Management Plan when the conservancy is receiving financial and/or other support from an NGO or the MET.
2. The MOU should set out the roles and responsibilities of each party and the nature of the relationship between the parties.
3. MOUs with MET will need to show very clearly what steps the conservancy will take itself to carry out the activities covered by the MOU. A template for an MOU is included in the Participants' Manual.

13 **SUMMARISE/LINK:** We have now looked at all the main aspects of developing a conservancy HWC Management Plan. Such a plan will add to the many other plans developed by conservancies. Experience shows that often these plans are put on a shelf in the conservancy office and then forgotten. The HWC Management Plan should be used by the conservancy, and updated and revised as necessary. That is the final point regarding HWC Management Plans. The next topic will consider the principles and implementation of the Human Animal Conflict Self-insurance Scheme (HAC SIS).


Let's just go back and look at our objectives for this workshop to confirm that we are 'on track' so far (*refer back to the first flipchart sheet – or prepared Flipchart Sheet #1*). Does anyone have any questions?



TOPIC 3: Principles and implementation of the Human Wildlife Conflict Self Reliance Scheme (HWCSRS)

Session 1: What is the Human-Animal Conflict Conservancy Self-insurance Scheme (HACCSIS)?

1 **NOTE:** The next session (approximately 25 minutes) provides a general background to HACCSIS, upon which the Human Wildlife Self Reliance Scheme (HWCSRS) is based.

 Ask participants if their conservancies have been involved in HACCSIS. Ask one of them to explain HACCSIS to the group, then get others to add information if they can. Once explanations have been given, explain the following about the government's Human Wildlife Conflict Self Reliance Scheme (HWCSRS).

2 **EXPLAIN:** The Human-Animal Conflict Conservancy Self-insurance Scheme (HACCSIS) was a means for conservancies and their traditional authorities to offset livestock or crop losses caused by wildlife to individual conservancy members.

1. HACCSIS was not a compensation scheme - the term 'offset' was used for the scheme rather than 'compensation'. This is because paying compensation implies responsibility for what is being compensated for. Under HACCSIS, conservancies are not responsible for the damage caused by problem animals.
2. In HACCSIS, the conservancies used some of their income to help the people in the conservancy who were suffering the most from HWC.
3. The scheme had four main aims as follows:
 - a. **Increase community tolerance towards problem causing animals.** By providing some funds to offset losses to farmers, it was hoped the farmers would not want to get rid of the species that cause problems.
 - b. **Create an incentive for farmers to manage their stock better.** Farmers would only receive some funds to offset losses if they could show that they were taking steps to reduce losses (e.g., putting their livestock into a strong kraal at night). By not receiving the full value of an animal killed by predators, farmers also realised that the animal was worth more alive than dead.
 - c. **Encourage conservancies to put in place a management strategy to mitigate problems.** Conservancies would have an incentive to put in place a HWC Management Plan in order to reduce the amount of money they need to pay out to offset losses caused by HWC.
 - d. **Promote the equitable distribution of benefits so that individuals who suffer losses can benefit from wildlife income.** Conservancies needed to ensure that those households that suffered the most from living with wildlife received an appropriate level of conservancy benefits.



- 3** **EXPLAIN:** HACCSIS was based on a number of important principles, among which are the following:
1. HACCSIS was not designed to be a solution to all the problems caused by wild animals.
 2. The scheme encouraged farmers to take pre-emptive management measures to reduce the potential incidents of HWC.
 3. The scheme did not offset losses from all wild animals that normally occur in farming areas such as jackals, snakes, flocks of birds, porcupines, etc.
 4. The scheme focused on the main animals that bring income to the conservancy through tourism or trophy hunting, but which also cause problems. These are animals such as elephants and large predators.
 5. HACCSIS was designed so that conservancies could take some responsibility themselves for dealing with HWC.
 6. However, conservancies should not bear all the responsibility for conserving wildlife and bearing the costs of living with wildlife. Animals such as elephants have national and international conservation importance so the Namibian government and the international community also have some responsibility for helping to offset the losses caused by these animals.
 7. The scheme worked within a framework of rules and conditions. Claims that failed to meet the rules and conditions would not be paid out.
- 4** **SUMMARISE/LINK:** This session considered the main principles of HACCSIS, which are also the foundation for the HWCSRS. In the next session we look at the implementation of the HWCSRS.

Session 2: How is HWCSRS implemented?

NOTE: *The aim of the next session (approximately 40 minutes) is for participants to gain a better understanding of how HWCSRS is implemented.*

- 1** **EXPLAIN:** The **measures for implementing the HWCSRS** are contained in sub-strategy 2.4.6.2 of the national HWC policy, in Annex 5 to the policy, and in the national HWC policy guidelines and measures. The following points are provided as a summary of the provisions regarding the HWCSRS in these documents:
1. As we saw when considering the national HWC policy, the new HWCSRS is based on the same approach as HACCSIS. Like HACCSIS, it is aimed at promoting self-reliance by communities and individual farmers in dealing with HWC but it also recognises the need for some form of external assistance from government and other agencies.



2. Conservancies will still need to have their own self-reliance schemes and those that are operating HACCSIS should simply convert this to the HWCSRS and ensure that they follow the official procedures. In order to help conservancies establish their HWCSRS, in 2010 the MET provided each conservancy with N\$60,000 as a start-up fund.
3. However as with HACCSIS, conservancies **are expected to contribute their own funds or find other sources of funding (e.g., donor funds) to keep the new scheme running.** This is a really important point about HWCSRS that everyone needs to understand clearly. If a conservancy cannot support HWCSRS itself, MET will carry out an assessment and if satisfied that a conservancy cannot generate funds itself, (e.g., if it has no trophy hunting quota or the incidence of HWC is too high for the conservancy funds to cope) then MET will consider further allocation of funds from the GPTF.
4. The following is a summary of the procedures for the HWCSRS, some of which are based on the HACCSIS procedures:
 - a. Each conservancy will have a review panel to recommend and approve payments to their members, consisting of representatives from the MET, the support NGO, the Conservancy Committee and the traditional authority.
 - b. Payments will be made for the killing by predators of the following types of livestock: cattle, goats, sheep, donkeys, horses and pigs.
 - c. Payments will be made for crops lost to damage caused by elephant and hippo. Crops for which payments will be made are maize, millet (mahangu), sorghum and vegetables.
 - d. No payments will be made for livestock killed in a national park or conservancy exclusive wildlife zone, but payment will be made if livestock is killed in a zoned multiple use area of a national park.
 - e. Livestock deaths must be reported within 24 hours of the incident occurring.
 - f. The cause of death must be verified by a MET staff member or Community Game Guard.
 - g. No payment will be made if the livestock was killed without reasonable precautions being put in place (e.g., if not kraaled at night).
 - h. MET staff – together with conservancy staff (where an incident occurs in a conservancy) and traditional authority leaders – will inspect livestock enclosures and advise where strengthening is required.
 - i. MET, when issuing conservancy trophy hunting quotas, will make provision that the quota allows for funds to pay for the livestock and crop losses.



- j. Initially the following amounts are set by MET for payments, but the Minister may adjust these amounts in future:

Livestock	Amount (N\$)
Cattle (cow or bull)	1,500
Goat	200
Sheep	250
Horse	500
Donkey	250
Pig	250
Crops	
One quarter of a hectare	200
One hectare	800

- k. Payments will be made by bank transfer, cheque, or Post Office telegram.
- l. A number of detailed procedures cover the recording of incidents and claims for payment. Incidents must be properly reported; the validity of the claim properly investigated; and the incident recorded on a 'Problem-causing Animal Report Form' and in the conservancy Event Book.
- m. If the claim is valid and all conditions have been met, a 'Human Wildlife Claim Form' must be completed and then verified by the relevant traditional authority. The claim will then be considered by the conservancy review panel for recommendation; this must be approved by the Conservancy Committee, which will then seek authorisation from MET for funds to be released to the affected farmer. (**N.B.** this implies that MET will provide funds for conservancies, but payments from these funds can only be made with the approval of MET).
- n. MET will try to enable payments to be made within a month of claims being received.
- o. The conservancy must keep a record of all claims and payments and where a conservancy has received funds from the GPTF, these records will be inspected and checked by MET every quarter.
- p. Conservancies must provide quarterly reports to the Director of Parks and Wildlife Management on their use of GPTF funds and any request for additional funds. The report should include the mitigation and preventive measures the conservancy has put in place to avoid or reduce incidents necessitating payments.
- q. Should the conservancy misuse funds allocated from the GPTF for the HWCSRS, or use the funds for other purposes, no further allocation will be made until the issue is resolved to the satisfaction of the Ministry.



5. The national HWC policy guidelines and measures document contains the following forms for use in the HWCSRS:
 - a. Claim form for crop damage
 - b. Claim form for livestock Loss
 - c. Claim for funeral assistance
 - d. Template forms for data capture and storage
6. Where donors have contributed to implementation of the HWCSRS in a conservancy the procedure for distributing or allocating the funds to the conservancy will be done with the approval of the MET, in line with the requirements of the specific donor.
7. The national HWC policy guidelines and measures document also provides guidelines for the trophy hunting of problem animals:
 - a. Tariffs for hunting of declared problem animals are set by MET as follows:

Species	Price (N\$)
Elephant	20,000
Lion (male)	10,000
Lion (female)	5,000
Leopard	5,000
Spotted Hyena	2,000
Crocodile	10,000
Hippo	10,000
Buffalo	5,000
Sable antelope	10,000
Roan antelope	10,000

- b. The revenue from these tariffs is deposited in the GPTF.
- c. Any additional amount above these tariffs will be paid to the conservancy or the farmer if the animal was destroyed in a conservancy or on a farm.
- d. Revenue from trophy hunting of problem animals should, as a priority, be used for projects and activities that can offset the losses caused by wild animals.

2 **SUMMARISE/LINK:** This session provided an overview of the implementation of the HWCSRS. More information on the procedures and rules for implementing the scheme are contained in the Participants' Manual (*draw the group's attention to the relevant pages in the Participants' Manual*). Now we will move on to a new topic, the importance of good information for addressing HWC. Let's just go back and look at our objectives for this workshop to confirm that we are still 'on track' (*refer back to the first flipchart sheet – or prepared Flipchart Sheet #1*). Does anyone have any questions?



TOPIC 4: The importance of good information for addressing HWC

- 1 **EXPLAIN:** Good quality information will greatly assist in making correct decisions on the best action to take in managing human wildlife conflict.



Ask participants if they collect information regarding HWC. Ask them to give examples.

LIST: The following points on a flipchart sheet using any that emerged from the discussion and the examples below (which you may prefer to prepare in advance as Flipchart Sheet #6):

Good Information is needed for the following reasons:

1. Conflict between people and wildlife is an emotional issue and, as a result, reports and opinions can be biased, creating a false impression of the size of the problem.
2. The systematic and objective gathering of information allows stakeholders to understand trends and patterns over time.
3. Good information also ensures that resources are correctly directed at solving the real issues rather than the perceived problems.

NB: Use the example of lions in some parts of Namibia to **illustrate point 1**, above. People are very scared of lions and often complain more about lions than other predators such as hyenas. The impression created is that lions are killing a lot of livestock. But research shows that in these areas hyenas kill more livestock than lions. In order to deal with livestock losses it is important to have this information and use it to guide the actions needed to deal with the problem.

NB: Use the example of crop-raiding elephants in Caprivi to **illustrate point 2**, above. We know that the main problems are in the crop-growing season and that this is the main time when people have to protect their fields. Good information can reveal other patterns like this that can help our decision-making.

- 2 **EXPLAIN:** In order to make informed and cost-effective management decisions on HWC, information needs to be:
1. **Current:** Good management strategies and actions can only be developed when the information is up to date. There is little point in basing strategies and actions on information that is several seasons or years old.





2. **Accurate:** When information is collected it must be correct. Where information is collected over several years then the method for gathering information should remain the same so that an accurate assessment of the trends over time can be made.
3. **Long-term:** Even when a management strategy has been developed and measures implemented to reduce the conflict, it is important that the information continues to be collected. This will indicate whether any changes are taking place, and whether the strategy needs changing because circumstances have changed or because the strategy was not effective.

3 **EXPLAIN:** It important for the data to be collected consistently. The following information needs to be gathered about incidents of HWC and is part of the Event Book monitoring that most conservancies are carrying out:

- Who suffered the damage
- What was damaged
- Where the incident occurred
- When the incident occurred
- The wildlife species and, where possible, the age, sex and group size of the animals responsible
- The extent of the damage

4 **EXPLAIN:** The last point is difficult because it requires a judgement to be made. Different people might have different ideas about the extent of the damage. Some methods for assessing damage to crops are provided in the Participant's Manual in the section on HACCSIS.

5 *Ask participants to look at the relevant pages in the Participants' Manual. If you have time, then go through some of these methods with the participants. If there is no time left, then they should look at the methods for assessing damage to crops in their own time and think about what might be the best methods.*



6 **EXPLAIN:** The information collected needs to be used by the Conservancy Committee and members FOR THEIR OWN DECISION-MAKING. The process for decision-making is provided in Handout #3 and is also provided in the Participants' Manual.

DISTRIBUTE: Handout #3 and explain:

1. Information from individual incidents needs to be brought together for the month, the year, and over the longer term
2. The Conservancy Committee, the Manager, CCGs, MET and supporting NGOs and researchers should jointly look at the information to identify any trends or patterns, or any problems.
3. This information and the analysis of what it signifies should be shared with all stakeholders, including conservancy members.
4. If necessary, the Conservancy Committee, Manager and CCGs should then plan a management response to address any problems or issues that arise from the analysis of the information.
5. The effectiveness of this new management action should then be monitored and adjusted if necessary.

7 **SUMMARISE/LINK:** We have now finished looking at the use of information for dealing with human wildlife conflict. Next we will look at methods of preventing or reducing problems caused by predators.




TOPIC 5: Prevention of predation on livestock

NOTE: *The delivery of this topic needs to be adapted to needs of the region(s) from which the participants have come. For example, the session on prevention of livestock losses caused by crocodiles should not be used with conservancies that have no crocodile problems.*

Session 1: Prevention of predation on livestock by crocodiles

NOTE: *The aim of the first session in the topic (approximately 25 minutes) is for participants to gain an understanding of how they can prevent or reduce livestock losses due to crocodile attacks. (SKIP THIS SESSION IF IT IS NOT RELEVANT TO THE PARTICIPANTS.)*

1 **EXPLAIN:** This is the first session in the topic on prevention of predation on livestock. It focuses on addressing **losses caused by crocodiles**.

 Ask participants if they know of any successful methods for preventing livestock losses due to crocodiles. Ask them to explain how their method works so that others can also use this method. Make notes on a flipchart sheet under the heading 'Preventing livestock loss by crocodiles' as the person explains the method. Make sure that the participants explain why the method works and how it is used.

EXPLAIN: *This example from Caprivi if it is not mentioned by participants:*

Caprivi conservancies are constructing wire fences in the river to protect points where livestock drink regularly and where people use the river. The wire fences are easy to build and are more effective than traditional thorn bush fences. This method can only be used seasonally because of flooding. (Refer participants to page 15 of the national HWC policy guidelines and measures, which provides more information and a diagram to help in construction of a crocodile enclosure. Page 13 of the national HWC policy guidelines and measures document provides some useful notes on crocodile behaviour.)

2 **SUMMARISE/LINK:** We have now finished looking at the prevention of predation on livestock by crocodiles. The next session looks at prevention of predation on livestock by large land-based predators.




Session 2: Prevention of predation on livestock by predators such as lion, leopard, cheetah and hyena

NOTE: The aim of the second session (approximately 30 minutes) session is for participants to gain an understanding of how they can prevent or reduce livestock losses due to attacks by predators such as lions and hyenas.

1 **EXPLAIN:** This session looks at measures to **prevent predation on livestock**. We all know that 'prevention is better than cure' and conservancies need to try to prevent problems from occurring, instead of only reacting afterwards.

ASK: Participants to think about which predators cause them most problems. Use this information to focus the discussion on these predators.

2  Ask participants if they know of any successful methods for preventing livestock losses due to the predators they have identified as causing the most problems. Ask them to explain how their method works so that others can also use this method. Make notes on a flipchart sheet under the heading 'Preventing livestock loss by predators' as the person explains the method. Participants should explain why the method works and how it is used, e.g., get participants to describe what is needed to construct a really good and strong kraal that can keep lions out.

3 **NOTE:** Make sure that the following methods are covered and discussed as appropriate:

1. Herding and the use of dogs (e.g., village dogs or the Anatolian Shepherd dogs that are used by farmers to keep cheetah away from livestock).
2. Kraaling livestock at night – strengthening of kraals can be financially supported as part of developing HWC management plans.
3. Active management:
 - a. Controlling breeding times and grazing areas can lead to synchronised births, which aid the protection of cows and calves against predators.
 - b. Grazing animals close to habitation for first 3 months when calves are most vulnerable to predation. This means that areas of good grazing must be reserved for this purpose at the appropriate time of the year.

EXPLAIN: The national HWC policy guidelines and measures document contains more information on addressing problems caused by large predators and some useful notes on predator behaviour.

4 **SUMMARISE/LINK:** We have now finished looking at the prevention of predation on livestock by large land-based predators. The next session looks at what we mean by a 'problem animal' that needs to be removed.





Session 3: What do we mean by a 'problem animal'?

NOTE: The aim of this next session (approximately 20 minutes) is for participants to learn how to differentiate between 'problem animals' and 'animals that cause problems'.

1 **EXPLAIN:** We often talk about '**problem animals**' but don't often stop to think about what this means.



Ask participants to think about what they consider a 'problem animal' to be. Is every predator that kills a cow or calf a 'problem animal'? Get them to discuss this issue and make notes under the heading 'Problem animals' on a flipchart sheet.

2 **NOTE:** Make sure that the following points are covered and discussed:


1. Some animals might only kill domestic animals once or twice – these are not 'problem animals' that need to be removed, but are 'animals that cause problems' sometimes.
2. Other animals become habitual killers of livestock or start to live close to humans and threaten or kill or injure people. These are the real 'problem animals' for which strong action needs to be taken, such as relocation or killing.
3. We therefore need to be sure that we identify the real problem individuals and remove the right animal.

3 **SUMMARISE/LINK:** We have now finished looking at what we mean by 'problem animals' and 'animals that cause problems'. The next session looks at how we deal with 'problem animals' that need to be removed.

Session 4: Reactive measures for dealing with predation on livestock by predators such as lion, leopard, cheetah and hyena

NOTE: This next session (approximately 25 minutes) will discuss reactive measures for dealing with predation on livestock by predators such as lion, leopard, cheetah and hyena. The aim of this next session is for participants to gain an understanding of the advantages and disadvantages of reactive measures to deal with livestock losses due to attacks by predators such as lions and hyenas.

1 **EXPLAIN:** This session looks at **reactive measures to deal with predation on livestock** – that is, measures that are taken after an attack, rather than to try and prevent attacks. Reactive measures may involve removal of the animal causing the problems, either through relocating the animal or killing it.

2  Ask participants if they think removing or killing a problem animal is always a good idea. Ask them to list the advantages and disadvantages of relocation and killing, and discuss under what conditions a conservancy may decide to strengthen protection rather than remove or kill the problem animal. Capture these responses on a flipchart sheet under appropriate headings.

3 **NOTE:** make sure that the following points are covered and discussed:

1. In Kunene region, relocation has been very effective for lions that are only 'occasional raiders' rather than 'problem animals' that habitually prey on livestock or threaten humans. Good information is needed in order to identify the category which a lion that has caused a problem falls into. Problem lions tend to return to where they were relocated from, but the occasional raiders usually stay away.
2. Where lions become habitual killers of livestock or kill humans, the best way to prevent them from continuing is to kill the individual lion concerned. Where possible some income can be derived by allowing a hunter to kill the problem animal.
3. Killing large numbers of predators can cause its own problems. Population reduction can lead to an increase in birth rates in some species, and an increase in immigration into the area by other animals (e.g., reducing lions can cause a vacuum into which young adults move in order to establish their own prides and then breed very quickly. Also by killing territorial adult members of a stable jackal population, space is created for immature and sub-adult animals to enter the area. These young animals are less experienced hunters and will take the easiest prey, generally the young of domestic small stock. Disrupting stable jackal populations often leads to an increase in predation.)





4. Removing all the large predators from an area can lead to a proliferation of smaller predators, which can then also cause a variety of problems, including the spread of diseases such as rabies.

4 **SUMMARISE/LINK:** We have now finished looking at the issues involved in removing 'problem animals'. We are now going to move on to a new topic dealing with the prevention of killing of livestock by elephants. Let's just go back and look at our objectives for this workshop to confirm that we are 'on track' at this stage of the training (*refer back to the first flipchart sheet – or prepared Flipchart Sheet #1*). Does anyone have any questions?

TOPIC 6: Prevention of killing of livestock by elephants

NOTE: The aim of this topic is for participants to gain an understanding of how they can prevent livestock from being killed by elephants. (SKIP THIS TOPIC IF IT IS NOT RELEVANT TO THE PARTICIPANTS.)

1 **EXPLAIN:** This topic looks at measures that can be used to prevent elephants from killing livestock.



Ask participants to explain why and how elephants kill livestock. Ask them to explain any methods they may use to prevent this happening. Capture these methods on a flipchart sheet under the heading 'Preventing livestock loss by elephants'.

2 **NOTE:** Make sure that the following points are covered and discussed:

1. In some parts of Kunene region, livestock are killed by elephants at settlements and water points when the livestock are cornered and cannot escape.
2. Sometimes the problem is triggered by dogs that anger an elephant; the dogs can run away but not the livestock.
3. These incidents seem to be led by juvenile bulls in a herd rather than lone bulls and happen when kraals are close to water points or on the approach route of the elephants. The juvenile bulls get curious or bored and want to chase the livestock.
4. The situation can get worse at particularly noisy homesteads or those where elephants fail to find water and become agitated as a result.
5. This sort of conflict can be reduced by: moving kraals further away from the water point; avoiding positioning kraals on elephant entry and exit paths; not allowing dogs into the yard at the time of day when elephants mostly visit; or providing alternative water points away from the settlement and kraal.
6. The key is understanding why the livestock are being killed by the elephants and working out the best method to prevent this in each case.

3 **SUMMARISE/LINK:** We have now finished looking at the issues involved in preventing the killing of livestock by elephants. The next topic concerns prevention of damage to crops.



TOPIC 7: Prevention of damage to crops

Session 1: Measures for preventing crop losses caused by wildlife

NOTE: The aim of this initial session (*approximately 60 minutes*) is for participants to gain an understanding of the ways in which crop losses caused by wild animals can be prevented or reduced.

NOTE: This session will be less relevant to conservancies in Kunene but some preventive methods – like small electric fences or chilli grease fences around gardens and small crop fields – might be relevant for Kunene conservancies. Find out from the participants what methods are most relevant for their situation and focus on these.

1 **EXPLAIN:** This session looks at **preventive measures to deal with raids on crops by large wild animals such as hippo, buffalo and elephant**. It does not cover the problems caused by birds and smaller animals.



Ask participants if they know of any successful methods for preventing crop losses caused by large wild animals such as hippo, buffalo and elephant. Ask them to explain how their methods work so that others can also use the methods. Make notes on a flipchart sheet under appropriate headings as the person explains the method. Participants should explain why the method works and how it is used, e.g., get participants to describe what is needed to make chilli bombs and how they are used.

2 **NOTE:** Make sure that the following methods are covered and discussed (more details for each can be found in the Participants' Manual):

1. **Electric fencing** – can be very effective for protecting gardens and crops but has two main problems: a) lack of ownership by the conservancy and b) little or no maintenance by the conservancy. (Ask participants to discuss these problems.)
2. **Chilli pepper fences** – adding a mixture of grease and chilli pepper to fences around crops can be effective.
3. **Chilli 'bombs'** – ground chilli is mixed with elephant dung and compacted into a brick mould and dried. The bricks are burnt at the edge of a field and the smoke acts as a deterrent to elephants.
4. **Guarding fields** – can be effective if it is known that elephants are in the vicinity; having an open area around the fields and watch towers can make guarding the fields more effective. Simple alarm systems such as string and cowbells or tins can alert farmers to the presence of wild animals so the farmer does not have to stay awake all night.



5. **Elephant trip alarms** linked to a battery-operated car siren – can be effective if the area covered is not too large, elephants are not entering fields from different directions, and when deployed across known elephant paths.
6. **Traditional methods** of scaring elephants – in Caprivi, elephants seem to get used to the usual methods of banging drums, lighting fires and chasing them away. The elephants seem to realise over time that there is no real threat. Elephants also tend to get used to people shooting to scare them away. Some people are suggesting that the use of vuvuzelas could become a new 'traditional method'!


EXPLAIN: The national HWC policy guidelines and measures document contains more information on prevention of crop damage, as well as some useful notes on the behaviour of animals and birds that damage crops.

- 3 **SUMMARISE/LINK:** We have now finished looking at preventing crop losses caused by wildlife. The next session looks at the issues involved in removing problem elephants.

Session 2: Reactive measures for dealing with problem elephants

NOTE: *The aim of this next session (approximately 20 minutes) is to discuss reactive measures for dealing with problem elephants. The aim is for participants to gain an understanding of the advantages and disadvantages of reactive measures to deal with problem elephants.*

- 1 **EXPLAIN:** This session looks at **reactive measures to deal with problem elephants** – that is, elephants that persistently cause damage to crops or which kill humans. Reactive measures involve removal of the animal causing the problems, either through relocating the animal or killing it.

- 2  Ask participants if they think removing or killing a problem elephant is always a good idea. Ask them to list the advantages and disadvantages of relocation and killing, and under what circumstances preventative mechanisms might be appropriate. Capture these on the flipchart sheet under the headings 'Relocating the elephant' and 'Killing the elephant'.

- 3 **NOTE:** Make sure that the following points are covered and discussed:

1. It is often difficult to identify the specific elephant that actually caused the problem.
2. Killing an elephant that killed a person satisfies a need for revenge, but does not necessarily prevent any further incidents. It is important to understand the circumstances that led to the incident.



3. MET has established new procedures for dealing with problem elephants, which we covered in the national HWC policy earlier. These include procedures for getting a hunter to deal with the elephant.
4. Translocation of elephants is usually not feasible because of the size of elephants, the specialised equipment needed, and the costs involved.

4 **SUMMARISE/LINK:** We have now finished looking at the issues involved in removing problem elephants. The next session looks at how land-use planning can help to reduce damage to crops.

Session 3: Land-use planning to reduce damage to crops

NOTE: The aim of this next session (approximately 20 minutes) is for participants to gain an understanding of the advantages of land-use planning as a means to prevent or reduce crop losses.

1 **EXPLAIN:** This session looks at **land-use planning as a means to prevent or reduce crop losses** caused by wild animals.



Ask participants if they can give any examples of how land-use planning has reduced crop losses or other HWC. Ask them to explain how and why land-use planning was effective so that others can learn from this experience. Make notes on a flipchart sheet under the heading 'Land-use planning to reduce crop damage' as the person explains the method.

2 **NOTE:** Make sure that the following points are covered and discussed:

1. Land-use planning can help to ensure that:
 - a. Fields and settlements are not placed on elephant paths or immediately adjacent to national parks and core wildlife areas.
 - b. Fields and settlements are closer together.
 - c. Farmers grow crops that are not liked by wildlife for eating.
 - d. Fields are consolidated in a large block so they can be protected better.
 - e. Wildlife corridors are created (e.g., in the Mudumu North Complex in Caprivi).
 - f. Separate water points are created for wildlife away from settlements and crops/gardens.
 - g. Separate zones for wildlife and tourism are created away from settlements and fields.



2. These approaches need agreement from all stakeholders, especially the people affected and traditional authorities. In some cases, people might need to be provided with new water sources if they move away from river areas or places where they had access to water such as natural springs or boreholes.

3 **SUMMARISE/LINK:** We have now finished looking at the issues involved in land-use planning to reduce or prevent crop loss. Now we will deal with a new topic: addressing fear of elephants. Let's just go back and look at our objectives for this workshop to confirm that we are still 'on track' (*refer back to the first flipchart sheet – or prepared Flipchart Sheet #1*). Does anyone have any questions?



TOPIC 8: Addressing fear of elephants

1

EXPLAIN: This topic looks at ways of helping conservancy members to **overcome their fear of elephants**.



Ask participants *if they are **scared of elephants** when moving around in the bush. Ask them why they are scared, or not scared. Ask them what can be done to help conservancy members overcome their fear of elephants* Note down responses on a flipchart sheet under appropriate headings.

2

NOTE: Make sure the following points are covered and discussed:

1. Many people are scared of elephants because they are not familiar with their behaviour – this happens especially when elephants move into a new area.
2. Community Game Guards and others can help conservancy members by teaching them about elephant behaviour – and giving tips on how to avoid problems, e.g.:
 - a. Making a noise and being aggressive towards elephants can make the elephants aggressive.
 - b. Don't put fields or dwellings on elephant paths.
 - c. Be aware of the wind direction while walking in the bush and avoid elephant/hippo paths when walking at night.
 - d. Expose conservancy members and young people to elephants and their behaviour so that they become familiar with them.
 - e. Respect elephants and don't get too close to them.
 - f. Don't allow dogs to run and bark at elephants – the elephants may chase the dog, which will run back towards people.
 - g. Don't corner elephants, e.g., in river courses where elephants have nowhere to escape; be particularly cautious when elephants have young calves.

3

SUMMARISE/LINK: We have now finished looking at ways in which we can address people's fear of elephants. The next topic deals with protection of water infrastructure and provision of alternative water points.




TOPIC 9: Protection of water infrastructure and provision of alternative water points for elephants

NOTE: This topic is relevant to conservancies with little or no permanent water. It should NOT be presented to Caprivi conservancies where elephant damage to water infrastructure is not a major problem.

Session 1: Protection of water infrastructure

NOTE: This session (approximately 40 minutes) is for participants to learn about ways in which water infrastructure can be protected from elephants.

1 **EXPLAIN:** This session looks at ways of **protecting water infrastructure from elephants.**

 Ask participants if they know of any successful methods for preventing damage by elephants to water infrastructure. Ask them to explain how their methods work. Make notes on a flipchart sheet under the heading 'Protecting water infrastructure from elephants' as the person explains the method. Make sure that the participants explain why the method works and how it is used, e.g., get participants to describe what is needed to build a wall to strong enough to protect a borehole.

2 **NOTE:** Make sure that the following methods are covered and discussed (more details for each can be found in the Participants' Manual):

1. **Building of walls** (mainly Kunene region) – building walls with local rock to keep elephants away from water installations can be very effective but the walls need to be well built and meet certain conditions, e.g.:
 - a. The wall is high enough and thick enough.
 - b. The wall is far enough away from the installation so elephants can't reach the installation.
 - c. Gaps for human access are either very strong at the sides or a ladder is used instead.
 - d. The walls are well maintained.
 - e. If water is piped to reservoirs, make sure that the pipes are deeply buried to prevent elephants smelling the water and digging up the pipes.




2. **Digging of trenches** (mainly regions with no rocks or few rocks and sandy soil) – can be effective in areas where there is no rock, but trenches need to be of good quality and properly maintained, e.g.:
 - a. They need to be deep enough.
 - b. Elephants mustn't be able to kick sand in to fill up the trench.
3. **Ensuring provision of water** – elephants like clean water and often cause damage to pipes, pumps and metal reservoirs if no water is available or there is no clean water. If water is easily accessible and plentiful elephants will drink and move on, otherwise they try to find the source of the water and cause damage.

3 **SUMMARISE/LINK:** We have now finished looking at the issues involved in protecting infrastructure. The next session looks at providing alternative water points.

Session 2: Provision of alternative water points

NOTE: This session (approximately 30 minutes) is for participants to learn about ways in which alternative water points can be provided for elephants.

1 **EXPLAIN:** This session looks at ways of **providing alternative water points for elephants** to draw them away from water points at settlements.

 Ask participants if they know of any successful methods for developing alternative water points for elephants. Ask them to explain how their methods work so that others can also use the methods. Make notes on a flipchart sheet under the heading 'Alternative water points for elephants' as the person explains the method. Make sure that the participants explain why the method works and how it is used.

2 **NOTE:** Make sure that the following methods are covered and discussed (more details for each can be found in the Participants' Manual):

1. Alternative water points aimed at drawing elephants away from settlements can be effective if:
 - a. They are constructed so only elephants can drink at them, in order to provide clean water and ensure there is no competition with livestock or other wildlife (this would not apply to water points in a conservancy's designated core wildlife area).
 - b. The main water point at the nearby settlement is not accessible to elephants for drinking.



- c. The water supply is maintained. This means the infrastructure must be maintained in working order; when a diesel pump is used there must be sufficient money to supply the diesel.
2. Often these conditions are not met because no one takes responsibility for maintenance or conservancies can't afford to keep supplying diesel in order to maintain the water supply.
3. Conservancies should only develop alternative water points if they are sure that they can be maintained and operated effectively.
4. Development of water points should be looked at on a landscape scale. There is no point in shifting the problem from one area to another. Groups of conservancies should map key elephant areas, core wildlife zones, and elephant corridors/migration routes as well as settlement and farming areas. They can then develop a landscape approach to water provision with the assistance of regional MET staff, in order to ensure overall regional reductions in conflict.

3 **SUMMARISE/LINK:** We have now finished looking at the issues involved in providing alternative water points for elephants. We have also finished the training course. The next session will provide an opportunity for you to evaluate the training you have received. Before we do that, let's just go back and look at our objectives for this workshop for the last time to confirm that we have indeed covered all key aims of the training (*refer back to the first flipchart sheet – or prepared Flipchart Sheet #1*). Does anyone have any questions?



SELF-ASSESSMENT: Assessing participants' understanding of this Module

Handout #4 comprises a set of questions based on this Module and designed to evaluate the knowledge and skills that participants receiving this training have acquired. It is not intended as a formal test but is meant to help participants assess areas where they have sound knowledge and strong skills, and areas that require further work.

You can either use the questions as the basis of a plenary session with all the participants, or – if more suitable – ask them to write their answers out on some paper that you will provide for the purpose.

Although it will help you personally to modify your training approaches should you be able to discuss their answers with participants, they should not feel compelled to share their responses with you. If they are willing to share their responses, either collectively or individually, then use the information that you gather to assess your own training skills. Also note from participants' responses where these printed training materials might require amendment, for example, if an activity or section of the text is proving problematic.



List of Handouts that you should make available for this Module

MODULE 3.6, HANDOUT #1: Zonation Plan for the Mudumu North Complex

MODULE 3.6, HANDOUT #2: Workplan for a Conservancy HWC Management Plan

MODULE 3.6, HANDOUT #3: The stages of adaptive HWC management

MODULE 3.6, HANDOUT #4: *Self-assessment evaluation for participants*

All Handouts are one page only. Please make sure that you make enough copies for each trainee.

Please also ensure that you take the following documents to each training workshop – enough for each participant to have a copy to keep:

- The 'National Policy on Human-Wildlife Conflict Management'
- The 'Measures and Guidelines for Implementation of the National Policy on Human-wildlife Conflict Management' document
- The 'Participants' Manual'





NOTES



