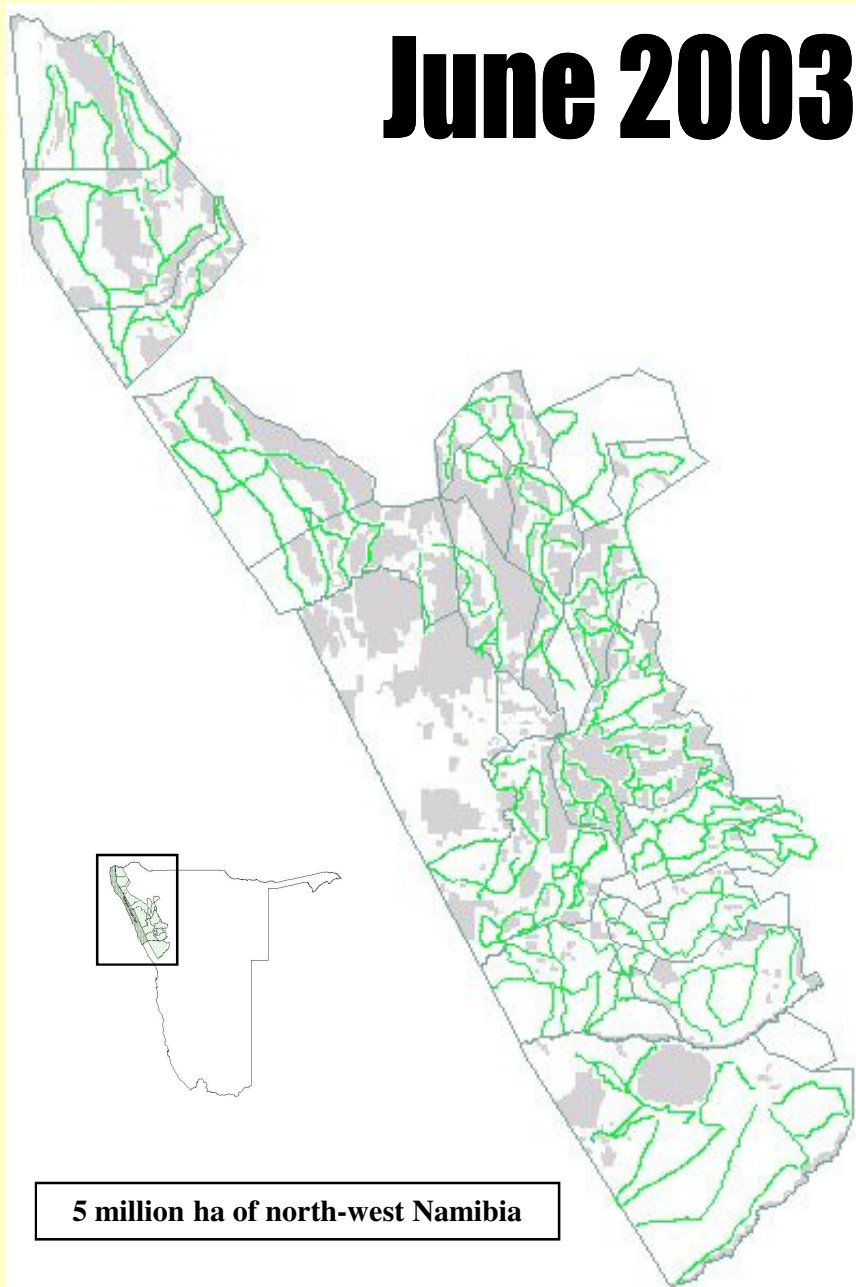


GAME COUNTS IN NORTH-WEST NAMIBIA

Route Statistics:



Count area	Management unit	Total route length	Total time taken	Number of routes	Average strip width	Area represented	Area excluded	% excluded	Total area	Average sampling %
1	Orupembe	273	14.1	5	0.657	2259	1307	37%	3566	8%
1	Sanitatas gap	42	3.5	2	0.616	368	140	28%	508	6%
1	Marienfluss	287	13.8	5	0.647	2172	862	28%	3034	8%
1	Purros	318	21.5	6	0.531	2460	1104	31%	3564	7%
1	Sanitatas	161	8.7	4	0.571	1045	401	28%	1446	8%
2	Anabeb	216	16.0	5	0.600	805	839	51%	1644	18%
2	Etendeka	109	19.9	3	0.650	357	150	30%	507	20%
2	Palmwag	557	47.7	11	0.536	3271	2556	44%	5827	9%
2	Skeleton coast	315	25.9	6	0.685					
2	Sesfontein	310	22.4	7	0.473	1246	1044	46%	2290	11%
3	Omatendeka	213	13.7	4	0.457	858	774	47%	1632	11%
3	Okangundumba	124	7.8	2	0.350	795	336	30%	1131	6%
3	Orupupa	128	6.8	2	0.287	736			736	5%
3	Ehrovipuka	277	17.2	5	0.323	1422	562	28%	1984	6%
3	Ozundundu	50	2.7	1	0.300	318	428	57%	746	5%
4	Sorris sorris	226	11.8	4	0.573	1879	411	18%	2290	7%
4	Tsiseb	629	29.4	8	0.744	6685	1223	15%	7908	7%
4	Huab	415	22.8	8	0.447	1742	75	4%	1817	11%
4	Doro !Nawas	517	28.5	9	0.612	4184	240	5%	4424	8%
4	Otjimboyo	67	4.0	1	0.649					
5	Torra	499	37.5	8	0.649	2633	859	25%	3492	12%
5	#Khoadi //Hoas	490	34.9	9	0.421	1845	1513	45%	3358	11%
5	Hobatere	68	5.8	3	0.296	245	13	5%	258	8%
		6,291		118	0.525	37,325	14,837	28%	52,162	

Animals actually seen during the count:

Species	TOTALS	Marienfluss	Orupembe	Purros	Sanitatas	Sanitatas gap	Anabeb	Etendeka	Palmwag	Sesfontein	SCP	Ehrovipuka	Okangundumba	Omatendeka	Orupupa	Ozundundu	Doro !Nawas	Huab	Otjimboyo	Sorris sorris	Tsiseb	#Khoadi //Hoas	Hobatere	Torra
Baboon	203											21	14	20					35			25		88
Caracal	-											1			1				1					
Duiker	3																							
Elephant	44			6					19	17						1								1
Gemsbok	3,484	86	227	191	569	73	23	217	235	792	125	40		19	8		76	1			63	201	251	287
Giraffe	189			16		9		47	22	13		33		4			1					26	15	3
Hyaena	-																							
Jackal	60	3	4	1	3		4	4	2	2		7	1				3	3			3	3		14
Klipspringer	20			3			1			2									6			7		
Kudu	241		1					1	2			4		1	3	9	6	7	4	1	1	91	4	106
Ostrich	815	27	69	96	24	34	26	28	54	49	41	16	13	7	52	109	2			27	20	27	4	90
Rhino	6									1														5
Springbok	16,733	305	641	180	535	168	546	846	2,087	1,239	99	95	253	547	71	12	1,943	17	5	1,380	1,377	291	170	3,926
Steenbok	114	1	5	3	1			2	7			9	3	5	11	1	4	26	4	4	4	4	17	12
Zebra	1,416	11		27	43	75	37	181	445	79		30					40	12			40	93	53	245

POPULATION ESTIMATES

Regional population estimates (using various methods)

Agreed population estimates for each area (using transect method and consensus)

Species	From consensus - totaling all areas	From a single transect 1.2km wide		From the database (estimating per route zone)	Final Estimates
		not correcting for 'Distance'	after correcting for 'Distance'		
Elephant	480	-	-		500
Gemsbok	33,705	18,512	44,428	36,984	35,000
Giraffe	1,286	189	540	1,909	900
Kudu	2,931	1,281	3,305	2,021	3,000
Ostrich	7,836	4,330	9,117	9,418	8,000
Springbok	90,460	88,907	270,099	89,577	100,000
Zebra	14,485	7,524	14,801	15,275	14,000

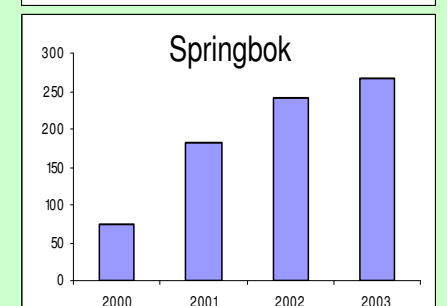
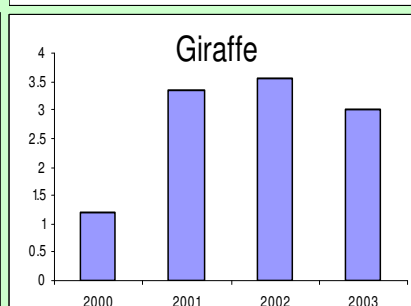
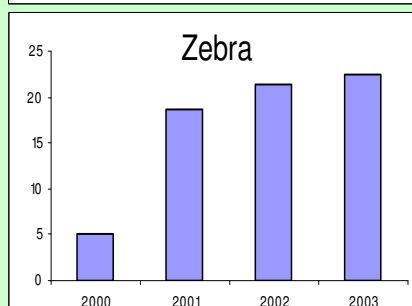
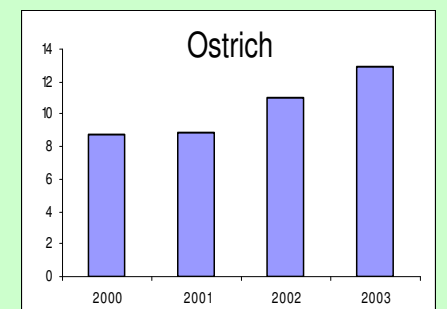
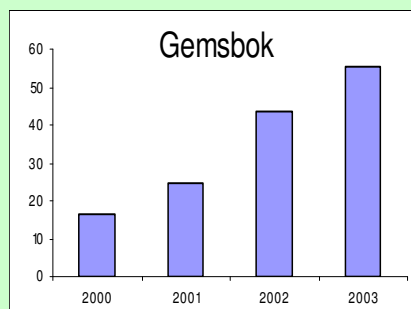
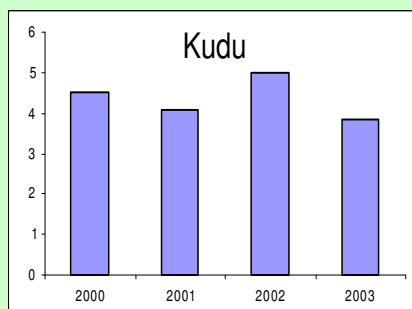
Species	Marienfluss	Orupembe	Purros	Sanitatas	Sanitatas gap	Anabeb	Etendeka	Palmwag	Sesfontein	SCP	Ehrovipuka	Okangundumba	Omatendeka	Orupupa	Ozundundu	Doro !Nawas	Huab	Otjimboyo	Sorris sorris	Tsiseb	#Khoadi //Hoas	Hobatere	Torra
Elephant			20			5		50	60		50	30	20	20	30	50	10		30	25	50	20	40
Gemsbok	1500	2800	4000	5000	800	300	1500	3000	7000		800	150	200	80	20	500	50		25	600	1300	1800	2300
Giraffe	7	13	100	15	15		100	200	170		300	4	40	5	2	16	0		5	0	156	100	40
Kudu	20	50	0	30			100	350			150	80	70	60	150	150	150	50	11	60	700	600	350
Ostrich	300	900	2000	250	400	100	150	500	500		500	100	70	180	20	700	16	20	200	300	180	40	450
Springbok	3000	6000	6000	4500	2000	3140	4000	12000	7000		1000	2000	4000	900	200	6000	220	150	3000	6000	2050	650	17000
Zebra	160	150	600	500	800	140	1300	6500	400		600	40	100	30	40	400	100		15	300	550	600	1200

TREND:

Total number of animals seen

	2001	2002	2003
Baboon	144	116	203
Caracal			
Duiker	13	6	3
Elephant	38	24	44
Gemsbok	1589	2616	3484
Giraffe	216	212	189
Hyaena	1		
Jackal	45	79	60
Klipspringer	4	14	20
Kudu	261	297	241
Ostrich	570	659	815
Rhino	1	1	6
Springbok	11662	14470	16733
Steenbok	54	85	114
Zebra	1200	1274	1416

Comparison with previous years' counts



Number of animals per 100km