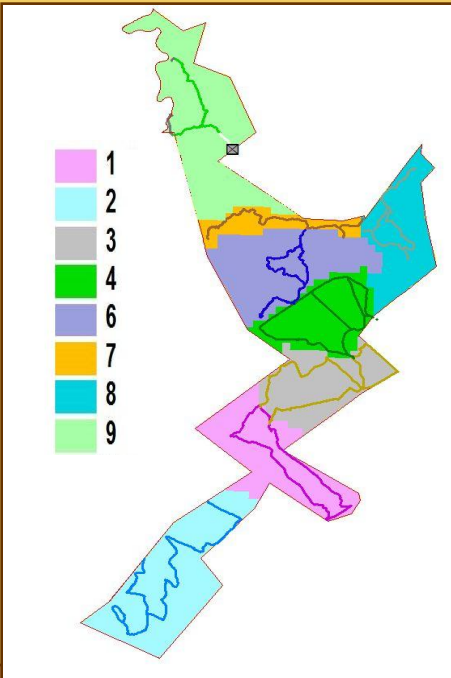


GONDWANA CANYON PARK

GAME COUNT 2015



COUNT ZONATION & ROUTES



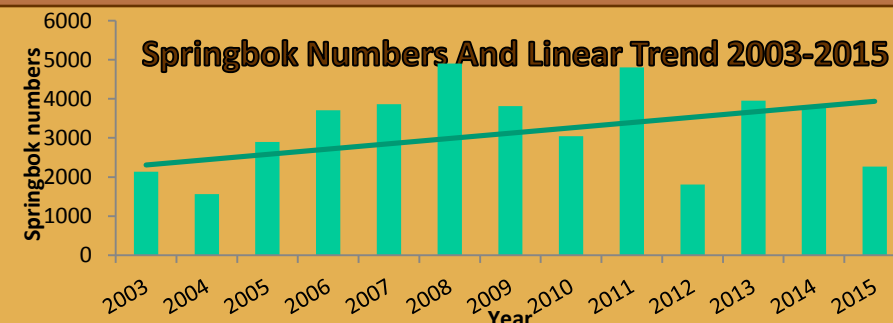
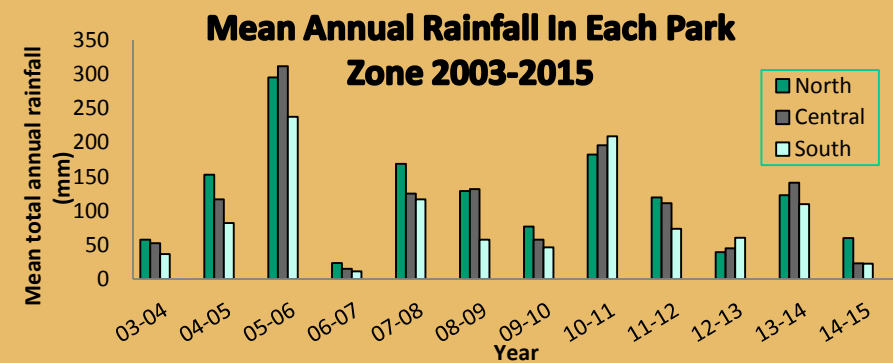
ROUTE & SPECIES PARAMETERS

Route Parameters	ROUTES							
	1	2	3	4	6	7	8	9
Route Length (km)	46.2	52.0	51.2	54.0	32.2	31.0	32.0	23.0
Area of Zone (km ²)	155	225	134	126	260	55	128	170
Duration of Count (hrs)	4:25	6:00	7:00	5:00	5:00	4:50	2:50	1:50

SPECIES/ROUTE	EFFECTIVE STRIP WIDTHS (m) (Area effectively surveyed either side of road)							
	1	2	3	4	6	7	8	9
Gemsbok	452	379	400	469	346	240	431	416
Springbok	350	328	288	334	291	260	564	312
Kudu	199	200	324	308	350	169	351	364
Mountain Zebra	496	428	470	800	544	444	571	675
Ostrich	490	444	381	555	529	450	336	444
Red Hartebeest	456	456	406	483	456	456	456	456
Steenbok	57	77	66	92	57	50	100	57
Klipspringer	149	293	274	223	294	173	318	223
Black-backed Jackal	118	118	118	118	118	118	118	118

OBJECTIVES OF COUNTING

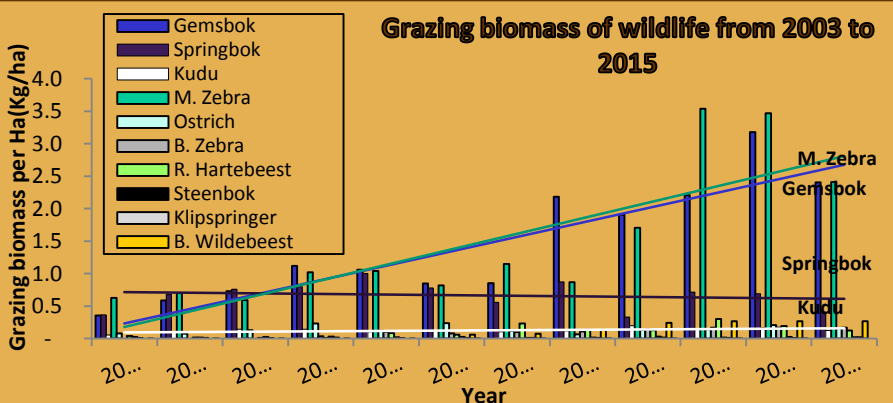
Objective	Reasons why information is needed
1. Estimate the Numbers of game How many?	For: <ul style="list-style-type: none"> estimating biomass to manage veld condition and inter-specific competition; setting reasonable off-take quotas; providing information to visitors.
2. Produce wildlife Distribution maps Where are they?	For: <ul style="list-style-type: none"> land-use planning and zonation; monitoring veld condition in areas of high game concentrations; tracking distribution changes in response to rainfall or human factors such as water provision.
3. Monitor Population Changes Is wildlife increasing or decreasing?	For: <ul style="list-style-type: none"> monitoring annual changes; to assist management in achieving its objectives for wildlife management, biodiversity conservation and protection of rare and vulnerable species.



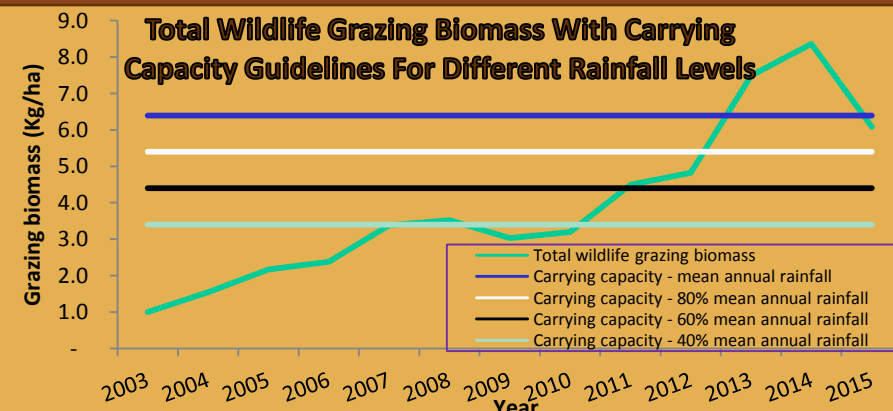
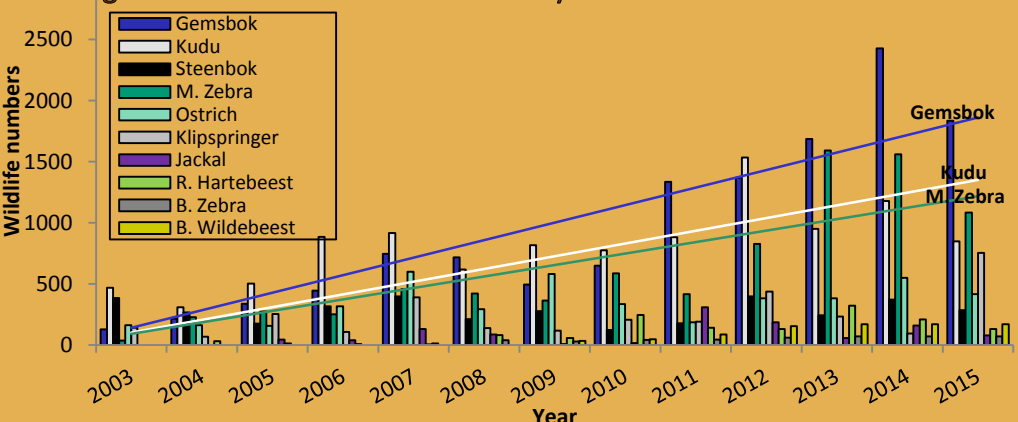
Wildlife Population Estimates 2003-2015

	2003	2004	2005	2006	2007	2008	2009	2010	2011	2012	2013	2014	2015
Gemsbok	129	214	337	444	745	716	495	650	1336	1368	1686	2428	1836
Springbok	2140	1565	2900	3710	3866	4904	3814	3047	4806	1811	3957	3817	2268
Kudu	468	310	503	885	915	618	816	775	881	1533	949	1179	848
Steenbok	384	268	176	318	399	212	277	124	178	398	243	371	285
M. Zebra	36	227	276	252	459	422	363	587	416	826	1591	1560	1083
Ostrich	161	162	156	318	599	294	582	335	187	381	381	549	417
R. Hartebeest	0	32	12	9	5	80	58	246	141	132	321	209	130
Klipspringer	142	67	255	108	391	138	118	207	191	438	232	95	754
Jackal	0	0	44	39	130	87	9	15	309	186	58	160	78
Plains Zebra	Known numbers		8	13	38	30	41	51	60	71	71	71	71
B. Wildebeest	Known numbers						34	46	86	155	170	170	170
Total	3485	2861	4 688	6055	7509	7489	6670	6081	8519	7191	9582	10361	7940

Notes: Numbers of most species dropped during 2015 due to the effects of the drought & the lack of grazing. Although there were a few mortalities, many animals have moved to areas outside the park where conditions are more favourable. This is to be expected in an open system.



Wildlife numbers (bar charts) and linear trends from annual game counts in the Gondwana Canyon Park from 2003 to 2015



Thank You to everyone!

For more information contact:
 Sue & Trygve Cooper
 Chief Park Wardens
 E-mail: gcpark@gondwana-collection.com