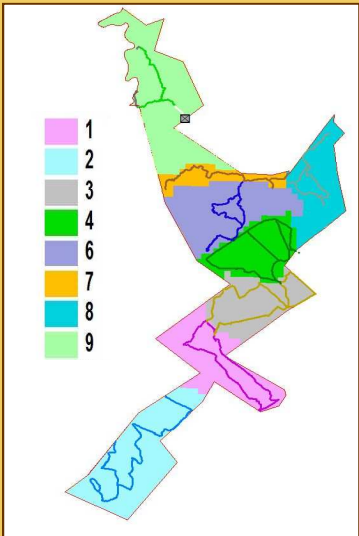


GONDWANA CAÑON PARK

GAME COUNT 2012



COUNT ZONATION & ROUTES



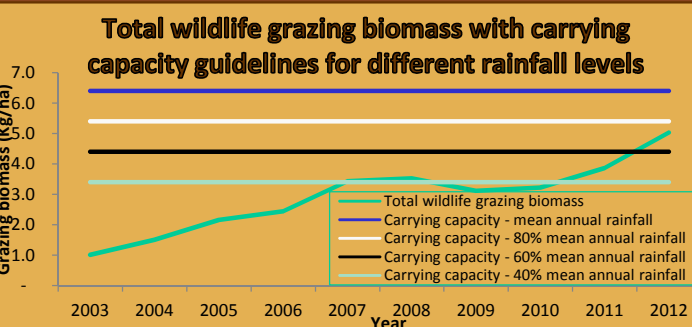
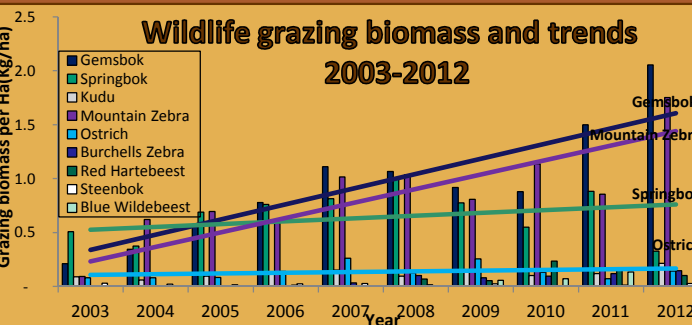
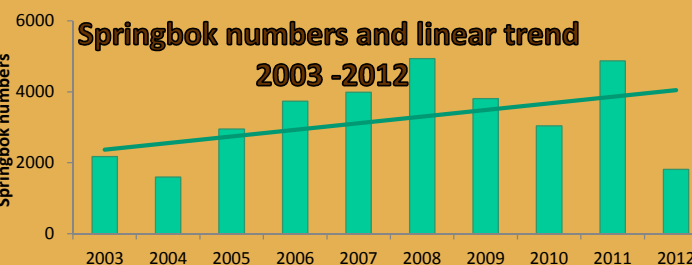
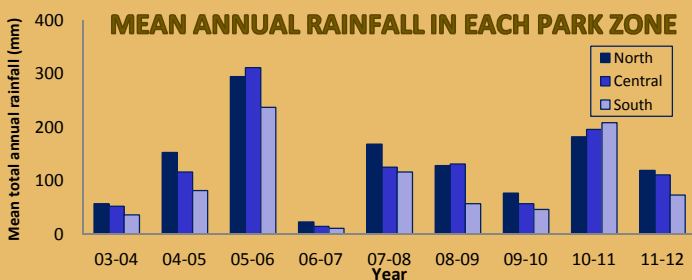
ROUTE & SPECIES PARAMETERS

		ROUTES							
Route Parameters		1	2	3	4	6	7	8	9
Route Length (km)		40.0	52.0	56.4	55.3	37.7	30.0	31.5	22.0
Area of Zone (km ²)		155	225	134	126	260	55	128	170
Duration of Count (hrs)		5:00	6:42	6:30	7:15	5:00	2:39	4:30	2:15

		EFFECTIVE STRIP WIDTHS (m)								
		(Area effectively surveyed either side of road)								
SPECIES/ROUTE		1	2	3	4	5	6	7	8	9
Gemsbok		299	625	441	459	449	449	400	449	449
Springbok		330	280	290	330	281	317	243	302	302
Kudu		258	189	345	305	258	500	181	352	350
Mountain Zebra		503	377	503	503	500	569	502	503	503
Ostrich		435	520	416	516	435	582	450	435	435
Red Hartebeest		515	515	305	579	515	515	515	515	515
Steenbok		48	69	63	93	50	53	53	53	53
Klipspringer		234	250	348	234	250	274	500	450	234
Black-backed Jackal		87	87	87	87	87	87	87	87	87

OBJECTIVES OF COUNTING

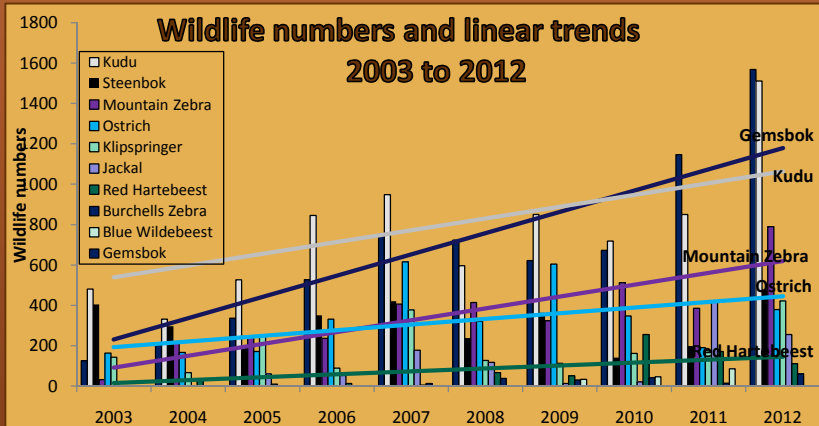
Objective	Reasons why information is needed
1. Estimate the Numbers of game How many?	For: <ul style="list-style-type: none"> estimating biomass to manage veld condition and inter-specific competition; setting reasonable off-take quotas; providing information to visitors.
2. Produce wildlife Distribution maps Where are they?	For: <ul style="list-style-type: none"> land-use planning and zonation; monitoring veld condition in areas of high game concentrations; tracking distribution changes in response to rainfall or human factors such as water provision.
3. Monitor Population Changes Is wildlife increasing or decreasing?	For: <ul style="list-style-type: none"> monitoring annual changes; to assist management in achieving its objectives for wildlife management, biodiversity conservation and protection of rare and vulnerable species.



WILDLIFE POPULATION ESTIMATES 2003-2012

	2003	2004	2005	2006	2007	2008	2009	2010	2011	2012
Gemsbok	125	203	337	527	752	723	622	672	1147	1569
Springbok	2 175	1 600	2 949	3 731	3 990	4 938	3808	3040	4873	1816
Kudu	480	332	526	845	948	597	850	718	850	1512
Steenbok	405	296	198	350	420	238	363	141	199	479
Mountain Zebra	32	216	242	236	406	414	323	512	386	789
Ostrich	164	167	172	331	615	320	604	348	191	379
Red Hartebeest	0	27	10	12	4	67	51	255	172	111
Klipspringer	143	66	247	89	378	127	112	162	176	422
Jackal	0	0	60	53	177	118	12	21	422	255
Burchell's Zebra	Known numbers		8	13	38	30	41	51	60	
Blue Wildebeest	Known numbers						34	46	86	155
Total	3474	2 884	4 741	6061	7 547	7 563	6577	5899	8115	7547

Notes: Springbok numbers were down during 2012 due to dispersal into broken hilly country to the west of the park. Where they were present, they were only found in small groups which could have resulted in under counting.



Thank You to everyone!

For more information contact:
 Sue & Trygve Cooper
 Park Wardens
 E-mail: gcpark@gondwana-collection.com