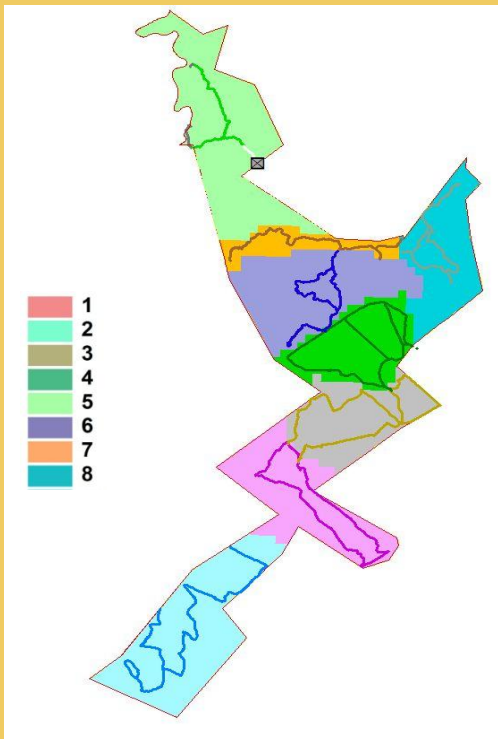


GONDWANA CAÑON PARK

GAME COUNT 2010



COUNT ZONATION & ROUTES



ROUTE & SPECIES PARAMETERS

Route Parameters	ROUTES							
	1	2	3	4	5	6	7	8
Route Length (km)	47.0	63.0	51.0	61.0	22.6	36.6	39.7	31.0
Area of Zone (km ²)	155	225	134	126	170	260	55	128
Duration of Count (hrs)	5:30	5:00	7:00	5:30	2:45	5:30	3:30	3:30

SPECIES/ROUTE	EFFECTIVE STRIP WIDTHS (m) (Area effectively surveyed either side of road)								
	1	2	3	4	5	6	7	8	9
Gemsbok	440	455	453	409	455	455	455	455	455
Springbok	332	285	282	349	281	292	300	300	300
Kudu	218	163	351	293	284	500	138	427	263
Mountain Zebra	510	600	510	510	512	553	800	510	510
Ostrich	589	340	406	545	481	682	465	465	465
Red Hartebeest	557	557	400	1000	557	557	557	557	557
Steenbok	60	73	54	92	50	53	53	53	53
Klipspringer	249	250	225	249	250	307	249	382	249
Black-backed Jackal	106	106	106	106	106	106	106	106	106

OBJECTIVES OF COUNTING

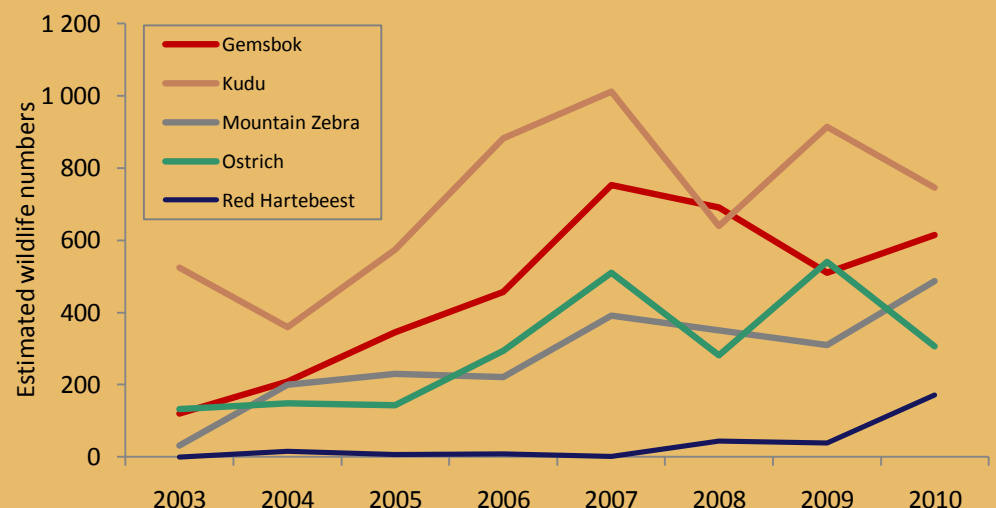
Objective	Reasons why information is needed
1. Estimate the Numbers of game How many?	For: <ul style="list-style-type: none"> estimating biomass to manage veld condition and inter-specific competition; setting reasonable off-take quotas; providing information to visitors.
2. Produce wildlife Distribution maps Where are they?	For: <ul style="list-style-type: none"> land-use planning and zonation; monitoring veld condition in areas of high game concentrations; tracking distribution changes in response to rainfall or human factors such as water provision.
3. Monitor Population Changes Is wildlife increasing or decreasing?	For: <ul style="list-style-type: none"> monitoring annual changes; to assist management in achieving its objectives for wildlife management, biodiversity conservation and protection of rare and vulnerable species.

WILDLIFE POPULATION ESTIMATES 2003-2010

	2003	2004	2005	2006	2007	2008	2009	2010
Gemsbok	120	209	346	457	753	691	510	615
Springbok	2 176	1 600	2 962	3 727	3 983	4 952	3874	3093
Kudu	524	359	574	881	1011	640	914	746
Steenbok	393	280	185	334	420	214	352	146
Mountain Zebra	32	199	230	221	392	350	310	487
Ostrich	132	149	144	293	509	281	540	307
Red Hartebeest	0	15	6	9	2	44	38	172
Klipspringer	139	65	250	106	364	132	109	170
Jackal	0	0	49	44	146	97	10	17
Burchell's Zebra					13	38	30	41
Blue Wildebeest	(Known numbers)						34	46
Total	3516	2 876	4 746	6072	7 593	7 439	6721	5840

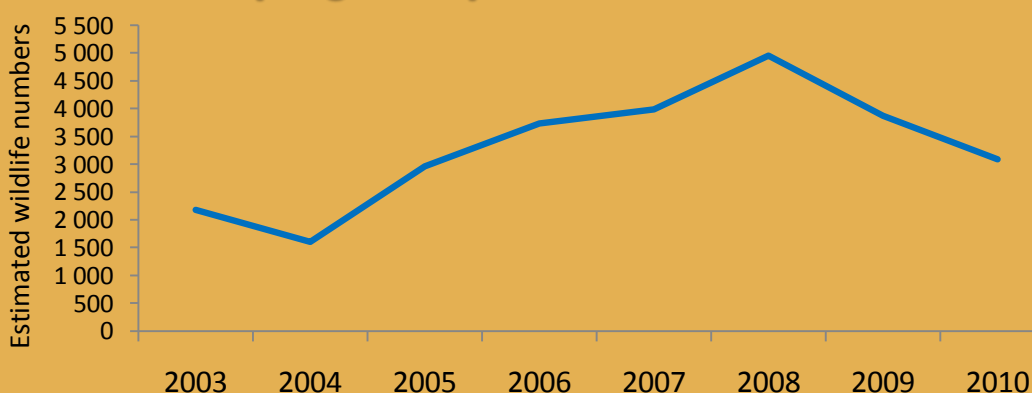
Notes: Numbers of some species were down in 2010 due to the effect of the poor rainfall that has been experienced in the last few years.

Trends in Wildlife Population Estimates 2003-2010



Year:	TOTAL ESTIMATED WILDLIFE BIOMASS (Kg/ha)								TARGETS	
	2003	2004	2005	2006	2007	2008	2009	2010	70% rainfall	100% rainfall
Biomass (kg):	2.34	2.50	3.83	4.49	5.99	5.34	4.78	5.29	5.4	6.4

Springbok Population Trend 2003-2010



Thank You to Everyone!



For more information contact:
 Sue & Trygve Cooper
 Park Wardens
 E-mail: park@gondwana-canyon-park.com