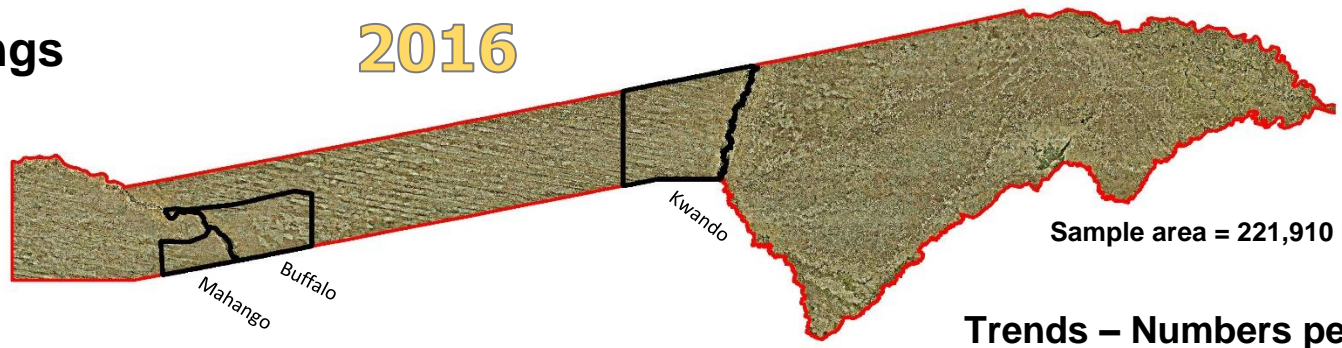


GAME COUNTS IN BWABWATA N.P.

Dry season - Live sightings

2016



Sample area = 221,910 ha.

Numbers seen:

Park Section	Mahango	Buffalo	Kwando
Total km	330	599	811
No. of routes	22	35	58

Species	Mahango	Buffalo	Kwando
Baboon	154		56
Buffalo	356	2149	256
Bushbuck		9	
Bushpig			
Crocodile	4	10	
Duiker	42	86	71
Eland	8	6	43
Elephant	58	1749	584
Giraffe	27		52
Hippo	75	14	
Hyaena		3	3
Impala	481	168	232
Jackal BB		2	
Kudu	281	305	133
Lechwe	264	153	23
Leopard			
Lion			
Ostrich	24	3	1
Reedbuck	20		
Roan	60	71	64
Sable	13	425	241
Steenbok	10	5	26
Tsessebe	51	1	9
V. Monkey	10	40	8
Warthog	45	134	40
Wild dog			
Wildebeest	8		16
Zebra	85	35	348

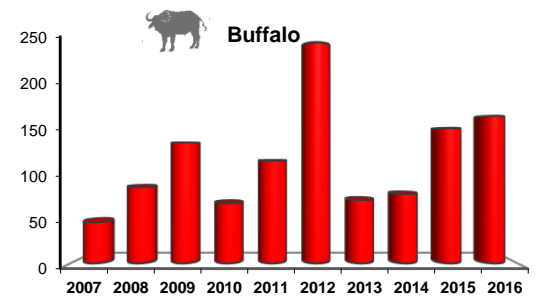
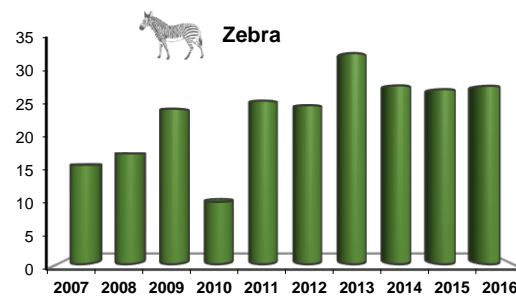
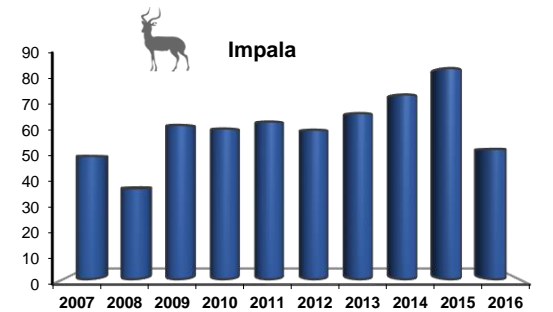
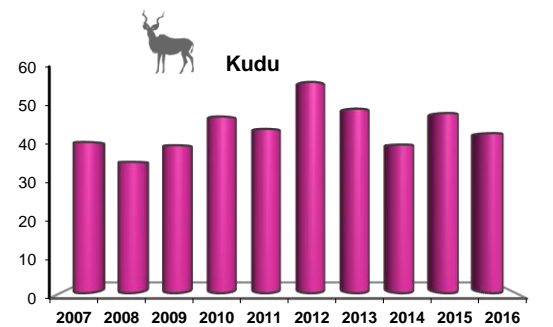
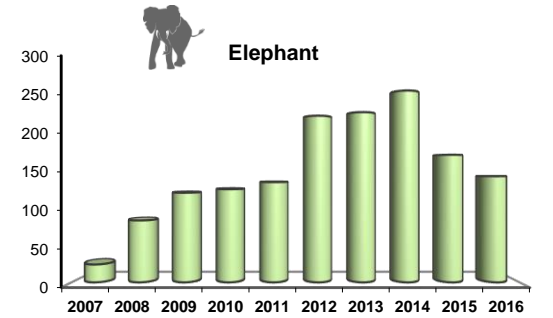
Habitat

Species	Riverine zone with floodplain grassland	Woodland < 8km from the river	Woodland > 8km from the river
Baboon	113	91	6
Buffalo	2231	364	166
Bushbuck	9	0	0
Bushpig	0	0	0
Crocodile	14	0	0
Duiker	10	88	95
Eland	3	21	33
Elephant	306	1219	861
Giraffe	9	22	48
Hippo	89	0	0
Hyaena	0	5	1
Impala	611	264	6
Jackal BB	0	2	0
Kudu	241	264	213
Lechwe	426	14	0
Leopard	0	0	0
Lion	0	0	0
Ostrich	17	5	6
Reedbuck	18	2	0
Roan	4	118	73
Sable	52	427	181
Steenbok	1	7	33
Tsessebe	18	30	13
V. Monkey	44	12	2
Warthog	106	75	34
Wild dog	0	0	0
Wildebeest	4	15	5
Zebra	10	280	178

2016 vs 2015

Species	Animals		Groups	
	2015	2016	2015	2016
Baboon	260	210	8	9
Buffalo	2352	2761	60	62
Bushbuck	9	9	6	6
Bushpig	7	0	2	0
Crocodile	38	14	21	10
Duiker	207	199	191	177
Eland	7	57	3	16
Elephant	2663	2391	172	154
Giraffe	57	79	15	27
Hippo	85	89	24	16
Hyaena	1	6	1	5
Impala	1320	881	110	96
Jackal BB	1	2	1	1
Kudu	751	719	157	164
Lechwe	483	440	34	33
Leopard	1	0	1	0
Lion	2	0	1	0
Ostrich	9	28	6	10
Reedbuck	47	20	13	4
Roan	162	195	45	40
Sable	529	679	80	90
Steenbok	35	41	32	34
Tsessebe	100	61	22	19
V. Monkey	70	58	15	8
Warthog	255	219	89	82
Wild dog	0	0	0	0
Wildebeest	47	24	6	6
Zebra	426	468	42	45

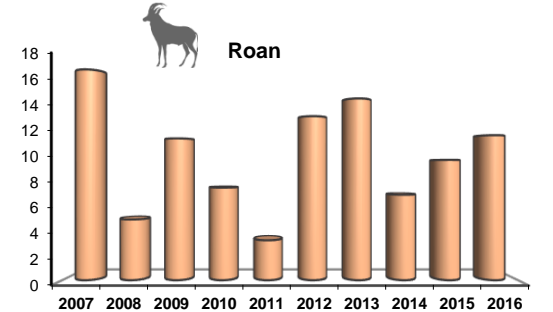
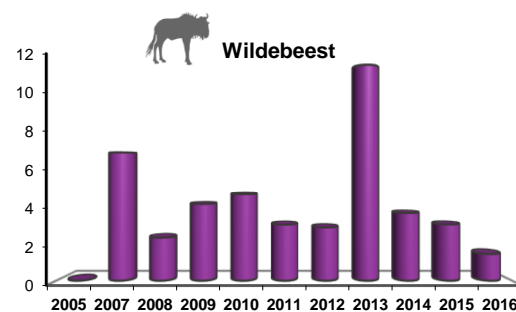
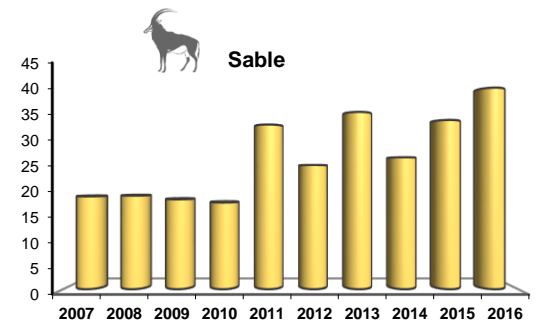
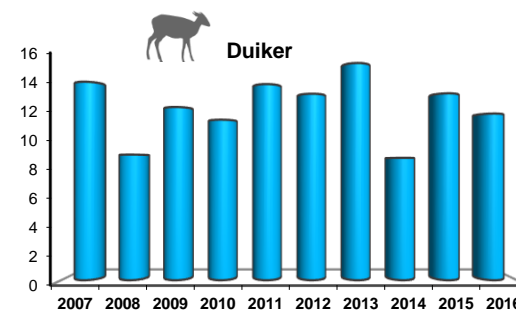
Trends – Numbers per 100km



Estimates

Estimates were calculated using DISTANCE. These are average estimates calculated using sightings from the 3 most recent count years. The bottom row of the table (hyphenated) numbers = 95% Confidence Intervals (rounded).

Species	Mahango	Buffalo	Kwando
Buffalo	108	2521	1941
	20-485	1170-5440	920-4095
Duiker	160	656	1086
	120-220	530-815	860-1365
Elephant	115	3077	6374
	65-200	2410-3930	3900-10430
Giraffe	40	0	225
	10-100	0	140-355
Impala	1592	859	3481
	870-2900	335-2200	2000-6060
Kudu	1341	1528	1164
	1045-1720	1050-2210	870-1550
Lechwe	175	111	181
	30-970	20-580	50-700
Reedbuck	47	*	30
	10-230	*	10-210
Roan	239	171	153
	140-410	100-300	60-380
Sable	92	1210	730
	50-180	880-1660	500-1080
Steenbok	43	55	409
	20-100	30-100	210-790
Tsessebe	121	*	155
	60-230	*	90-280
Warthog	126	659	640
	70-230	400-1100	460-890
Wildebeest	*	*	81
	*	*	20-355
Zebra	308	*	1524
	190-500	*	1090-2130



* = too few observations to provide useful local estimates
0 = no animals seen in counts