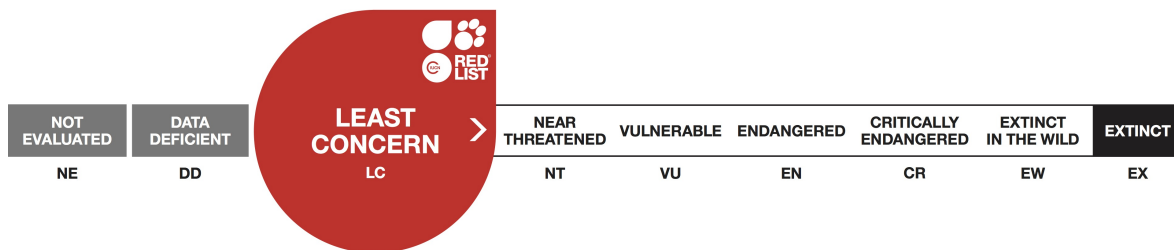


Fukomys damarensis, Damara Mole Rat

Assessment by: Child, M.F. & Maree, S.



View on www.iucnredlist.org

Citation: Child, M.F. & Maree, S. 2016. *Fukomys damarensis*. *The IUCN Red List of Threatened Species 2016*: e.T5753A22185003. <http://dx.doi.org/10.2305/IUCN.UK.2016-3.RLTS.T5753A22185003.en>

Copyright: © 2016 International Union for Conservation of Nature and Natural Resources

Reproduction of this publication for educational or other non-commercial purposes is authorized without prior written permission from the copyright holder provided the source is fully acknowledged.

Reproduction of this publication for resale, reposting or other commercial purposes is prohibited without prior written permission from the copyright holder. For further details see [Terms of Use](#).

The IUCN Red List of Threatened Species™ is produced and managed by the [IUCN Global Species Programme](#), the [IUCN Species Survival Commission \(SSC\)](#) and [The IUCN Red List Partnership](#). The IUCN Red List Partners are: [Arizona State University](#); [BirdLife International](#); [Botanic Gardens Conservation International](#); [Conservation International](#); [NatureServe](#); [Royal Botanic Gardens, Kew](#); [Sapienza University of Rome](#); [Texas A&M University](#); and [Zoological Society of London](#).

If you see any errors or have any questions or suggestions on what is shown in this document, please provide us with [feedback](#) so that we can correct or extend the information provided.

Taxonomy

Kingdom	Phylum	Class	Order	Family
Animalia	Chordata	Mammalia	Rodentia	Bathyergidae

Taxon Name: *Fukomys damarensis* (Ogilby, 1838)

Synonym(s):

- *Cryptomys damarensis* (Ogilby, 1838)

Common Name(s):

- English: Damara Mole Rat

Taxonomic Notes:

Allozyme and mitochondrial DNA studies (e.g. Nevo *et al.* 1987, Honeycutt *et al.* 1987, Faulkes *et al.* 1997) have confirmed that *C. damarensis* is a distinct species.

Assessment Information

Red List Category & Criteria: Least Concern [ver 3.1](#)

Year Published: 2016

Date Assessed: September 7, 2016

Justification:

This species is listed as Least Concern in view of its wide distribution, it is common where it occurs and is often found at reasonably high densities. The species is also secure in a number of protected areas throughout its range, and, in the absence of any obvious threats, it is not likely to be threatened.

Previously Published Red List Assessments

2008 – Least Concern (LC) – <http://dx.doi.org/10.2305/IUCN.UK.2008.RLTS.T5753A11653860.en>

2004 – Least Concern (LC)

1996 – Lower Risk/least concern (LR/lc)

Geographic Range

Range Description:

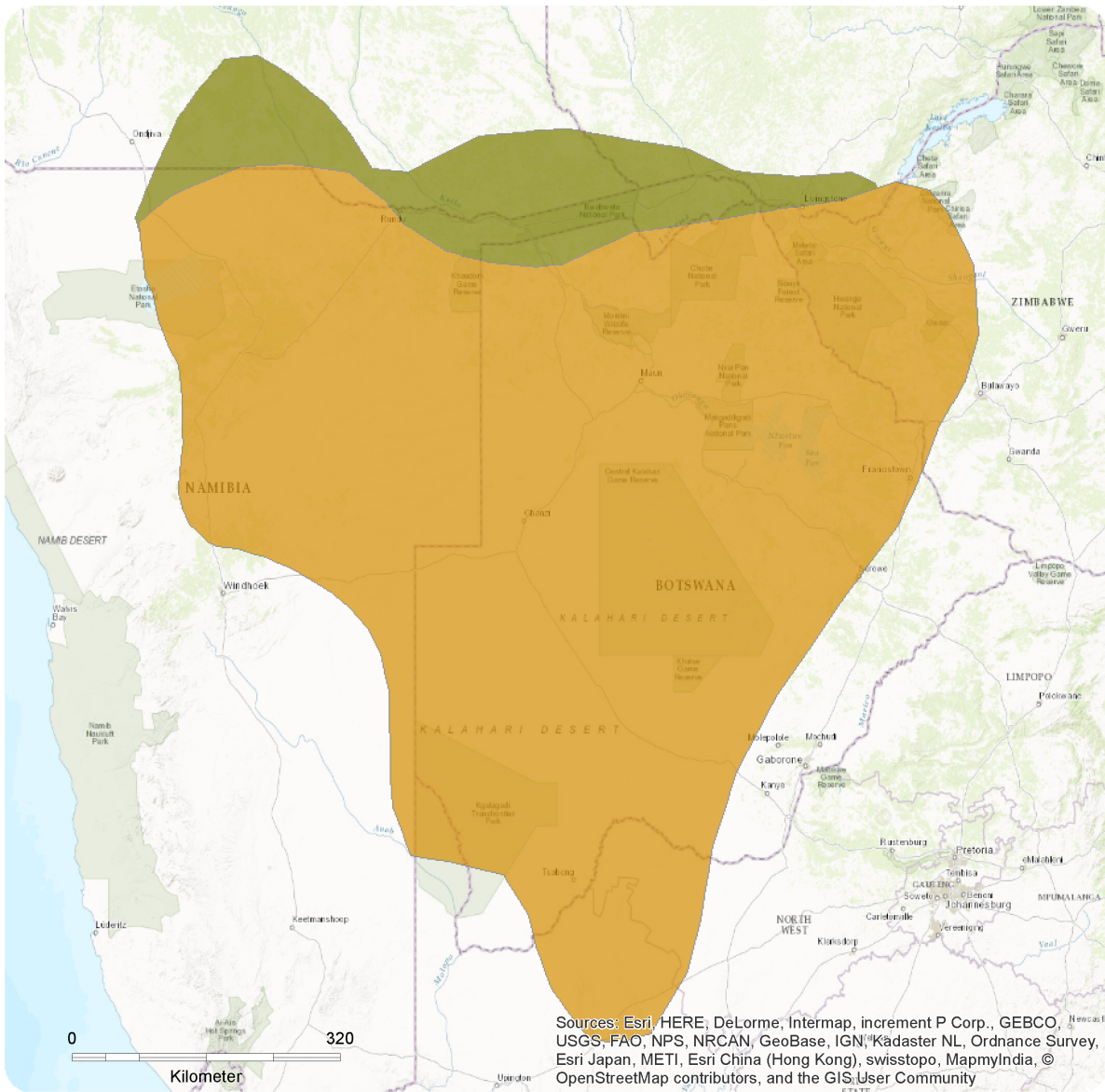
This species has been recorded in western parts of Zambia, western Zimbabwe, Botswana (it is generally widespread in except in the extreme eastern parts), central and northern Namibia (including the Caprivi Strip), and marginally into the Northern Cape of South Africa (Hotazel, Kalahari Park). It has been suggested that it is present in southern Angola (Woods 1995), but this has yet to be confirmed (the species occurs on the islands in the Okavango, and could potentially cross the river).

Country Occurrence:

Native: Botswana; Namibia; South Africa; Zambia; Zimbabwe

Distribution Map

Fukomys damarensis

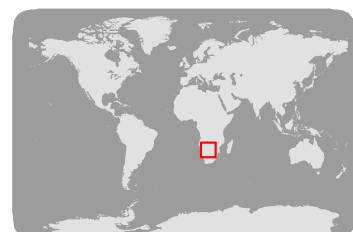


Range

- Extant (resident)
- Probably Extant (resident)

Compiled by:

IUCN (International Union for Conservation of Nature)



The boundaries and names shown and the designations used on this map do not imply any official endorsement, acceptance or opinion by IUCN.



Population

This species is locally common, with densities known to exceed 318 individuals per sq km.

Current Population Trend: Stable

Habitat and Ecology (see Appendix for additional information)

It is found in semi-arid thornscrub, woodland, savanna, grassland habitats associated with red Kalahari sands and sandy soils. It is a diurnal, subterranean species that prefers to live in Kalahari arenosols, and loose unconsolidated alluvial sands. The areas in which the species occurs generally have a low to sporadic annual rainfall of around 2-400 mm. This is a social species that lives in colonies that average around 16 animals, but may be as many as 41 individuals. There is a single breeding pair, and colonies are formed from this pair and their subsequent litters, which remain in the natal group (Jarvis and Bennett 1993). Colonies can produce up to four litters of one to six young a year (Bennett pers. comm). If the reproductive female dies, the colony disperses. The species has a generation length of three years.

Systems: Terrestrial

Threats

There are no major threats to the species.

Conservation Actions (see Appendix for additional information)

This species occurs in many protected areas throughout the range, including Tswalu Game Reserve, the Kgalagadi Transfrontier Park and Molopo Nature Reserve.

Credits

Assessor(s): Child, M.F. & Maree, S.

Reviewer(s): Amori, G.

Contributor(s): Faulkes, C.

Bibliography

Faulkes, C.G., Bennett, N.C., Bruford, M.W., O'Brien, H.P., Aguilar, G.H. and Jarvis, J.U.M. 1997. Ecological constraints driving social evolution in the African mole-rat. *Proceedings of the Royal Society of London B Biological Sciences* 264: 1619-1627.

Honeycutt, R.L., Edwards, S.V., Nelson, K. and Nevo, E. 1987. Mitochondrial DNA variation and the phylogeny of African mole-rats (Rodentia: Bathyergidae). *Systematic Zoology* 36: 280–292.

IUCN. 2016. The IUCN Red List of Threatened Species. Version 2016-3. Available at: www.iucnredlist.org. (Accessed: 07 December 2016).

Jarvis, J.U.M. and Bennett, N.C. 1993. Eusociality has evolved independently in two genera of bathyergid mole-rats, but occurs in no other subterranean mammal. *Behavioral Ecology and Sociobiology* 33: 253-260.

Nevo, E., Ben-Shlomo, R., Beiles, A., Jarvis, J.U.M. and Hickman, G.C. 1987. Allozyme differentiation and systematics of the endemic subterranean mole rats of South Africa. *Biochemical Systematics and Ecology* 15: 489-502.

Pacifici, M., Santini, L., Di Marco, M., Baisero, D., Francucci, L., Grottole Marasini, G., Visconti, P. and Rondinini, C. 2013. Generation length for mammals. *Nature Conservation* 5: 87–94.

Woods, C.A. and Kilpatrick, C.W. 2005. Infraorder Hystricognathi. In: Wilson, D.E. and Reeder, D.M. (eds), *Mammal Species of the World*, pp. 1538-1599. The Johns Hopkins University Press, Baltimore, MD, USA.

Citation

Child, M.F. & Maree, S. 2016. *Fukomys damarensis*. *The IUCN Red List of Threatened Species 2016*: e.T5753A22185003. <http://dx.doi.org/10.2305/IUCN.UK.2016-3.RLTS.T5753A22185003.en>

Disclaimer

To make use of this information, please check the [Terms of Use](#).

External Resources

For [Images and External Links to Additional Information](#), please see the [Red List website](#).

Appendix

Habitats

(<http://www.iucnredlist.org/technical-documents/classification-schemes>)

Habitat	Season	Suitability	Major Importance?
3. Shrubland -> 3.5. Shrubland - Subtropical/Tropical Dry	-	Suitable	-
4. Grassland -> 4.5. Grassland - Subtropical/Tropical Dry	-	Suitable	-

Conservation Actions in Place

(<http://www.iucnredlist.org/technical-documents/classification-schemes>)

Conservation Actions in Place
In-Place Land/Water Protection and Management
Conservation sites identified: Yes, over entire range

Research Needed

(<http://www.iucnredlist.org/technical-documents/classification-schemes>)

Research Needed
1. Research -> 1.2. Population size, distribution & trends

Additional Data Fields

Distribution
Estimated extent of occurrence (EOO) (km ²): 1121957
Population
Population severely fragmented: No
Habitats and Ecology
Generation Length (years): 5-6

The IUCN Red List Partnership



The IUCN Red List of Threatened Species™ is produced and managed by the [IUCN Global Species Programme](#), the [IUCN Species Survival Commission \(SSC\)](#) and [The IUCN Red List Partnership](#).

The IUCN Red List Partners are: [Arizona State University](#); [BirdLife International](#); [Botanic Gardens Conservation International](#); [Conservation International](#); [NatureServe](#); [Royal Botanic Gardens, Kew](#); [Sapienza University of Rome](#); [Texas A&M University](#); and [Zoological Society of London](#).