

(22)

N50/7/1

Memorandum

22-2-74

To Director Nature Conservation & Tourism  
(Att. Dr. E. Joubert)

From Ecologist, Etosha

Aerial Census Etosha Feb 6 - Feb 13, 1974

1. The weather at the time of the census deteriorated so that towards the end of the census, rain seriously hampered visibility. The rains have filled all pans and vlees and have, in places, submerged the roads. With the Ekuma and Omurambo/Ovambo flowing it can be expected that the Etosha pan will maintain its present level ( $\pm 60\%$  covered) for some time. Although the 19th latitude area received good rainfalls at the time of the census the Otjovasandu area had had but 150 mm and appeared dry. In some areas of Karoo, especially upon the plateau, no grass could be observed but the valleys and inter-montane basins appeared to have recovered. A subsequent inspection by vehicle confirmed this. Attention must be paid to the erosion taking place in Karoo and in the areas surrounding Otjovasandu basin.
2. An inspection of the flamingo breeding sites showed that near Okerfontein there were 8 colonies of lesser flamingo in forming; some nests had up to three eggs, and one colony of greater flamingo. At Pacher's Point was a large colony of greater flamingo only. I gained the impression that these birds were present in more or less equal numbers but the totals were much less than those of 1971. The island at Okerfontein is once again the breeding site for several species of birds, the species being the same as in 1971.

## Memorandum

3 The distribution of the animals is as expected for a period of high rainfall (see distribution maps) at Grootvlei a daily rhythm was observed the zebras moved off the plain and into the surrounding mopane veld during the early morning and reversed the movement during the late afternoon. This took place during overcast as well as sunny weather.

4 With the present luxuriant growth, animals such as kudu, impala and lions were difficult to observe. Numerous zebra foals, wildebeest calves and a springbok fawn were seen in contrast to the occasional gemsbok and kartebeest calves. The eland, which had calved some months ago, had numerous calves with them.

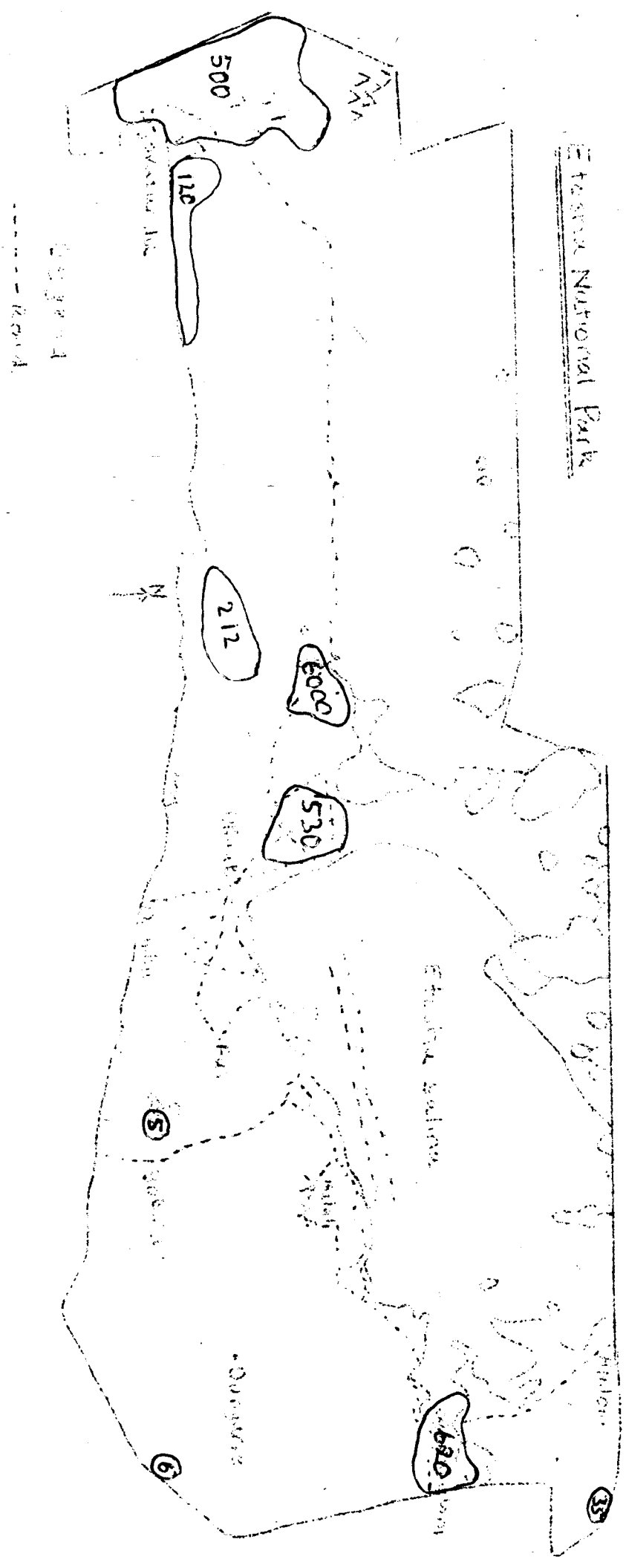
## 5 Totals counted

Zebra	7,643
Wildebeest	2,457
Gemsbok	2,254
Springbok	5,202
kudu	176
kartebeest	243
mountain zebra	246
giraffe	619
lion	16
elephant	904
Ostrich	787
rhino	13
eland	267
impala	5

6. The quarantine camps at Otjovasandu are not included in this census.

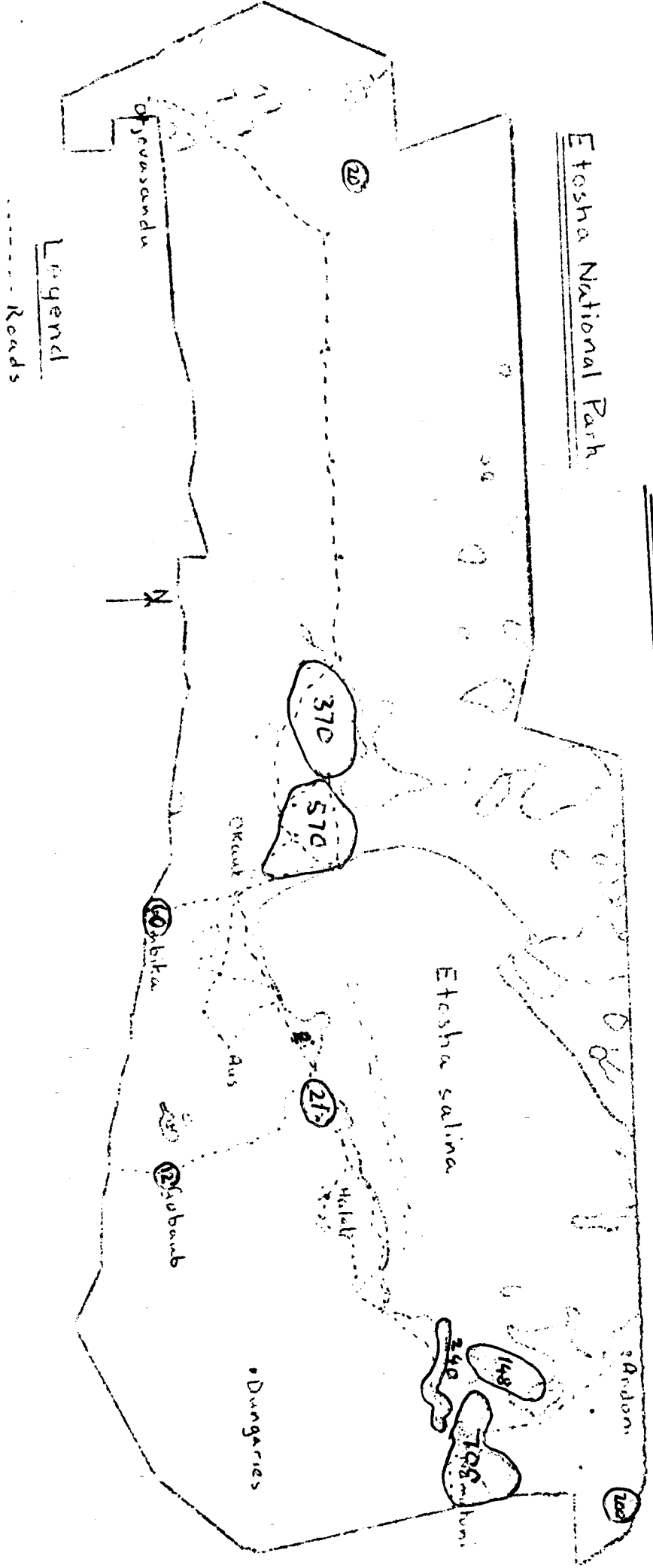
*J. M. L.*

Distribution of Zebra. Feb 1974



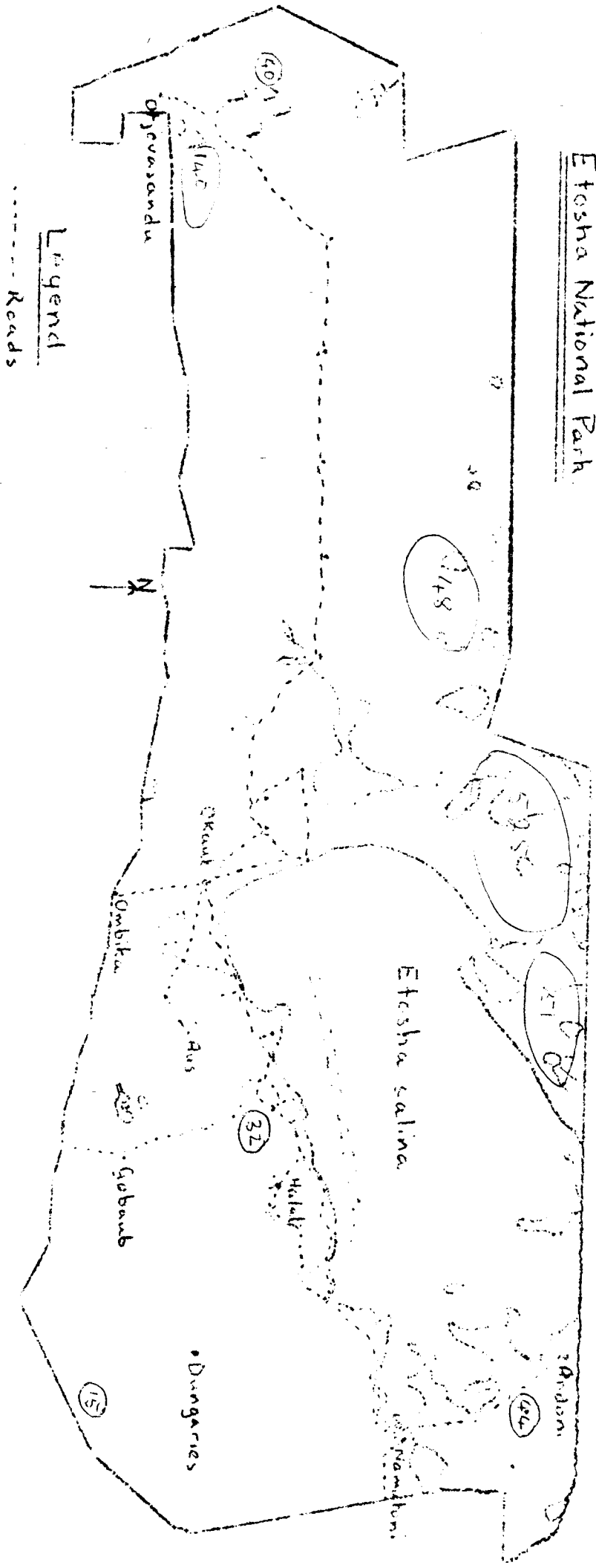
Distribution of Wildebeest Feb 1974

Etosha National Park





Etosha National Park



Distribution of Elephant Feb 1974

Distribution of Rhino Feb 1974

