

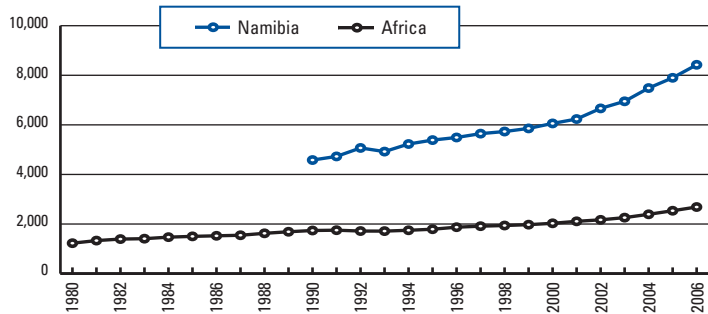
Namibia

Key indicators

Population (millions), 2006	2.1
GDP (billions, current US\$), 2006	6.3
GDP (PPP US\$) per capita, 2006	8,423
Sectoral value-added (as percentage of GDP), 2004	
Agriculture	10
Industry	30
Services	60
Human Development Indicator rank (out of 177 economies), 2004	125

Source: UNFPA, IMF, EIU, UNDP

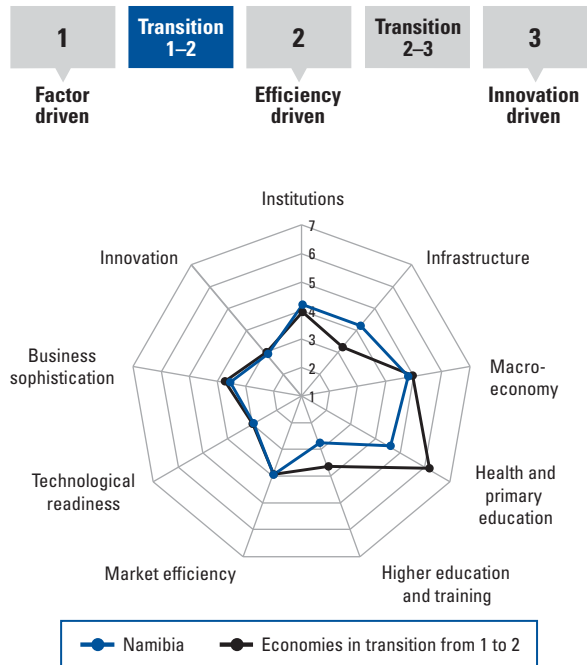
GDP (PPP US\$) per capita, 1980–2006



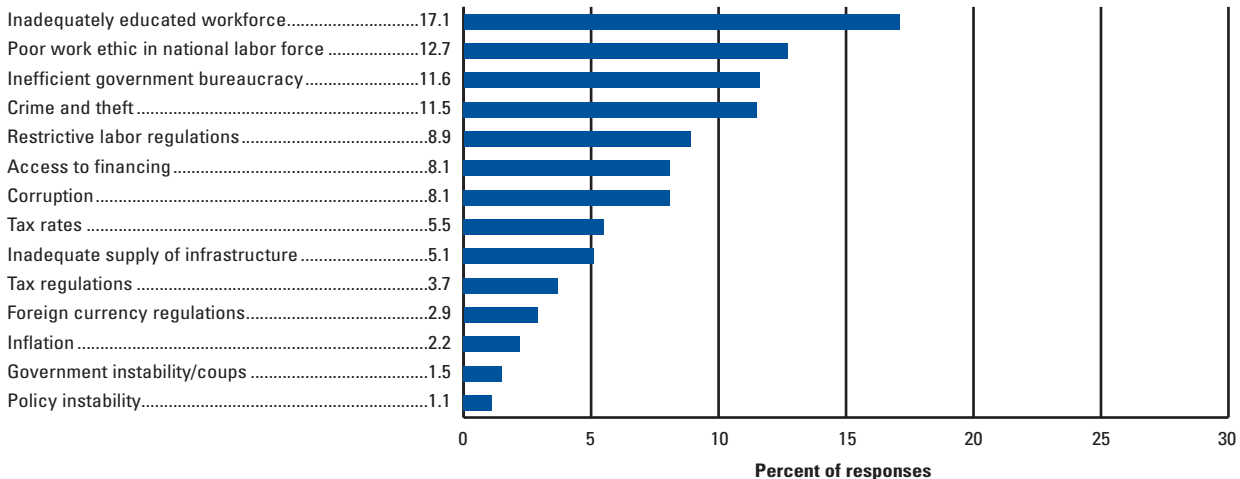
Global Competitiveness Index 2007

	Overall rank (out of 128)	Score (1–7)
Global Competitiveness Index 2007	88	3.8
GCR 2005–06 (out of 117 economies)	79	3.8
Basic requirements	72	4.4
1st pillar: Institutions	49	4.2
2nd pillar: Infrastructure	45	4.2
3rd pillar: Macroeconomy	45	4.8
4th pillar: Health and primary education	114	4.6
Efficiency enhancers	93	3.3
5th pillar: Higher education and training	108	2.8
6th pillar: Market efficiency	80	4.0
7th pillar: Technological readiness	79	3.0
Innovation enhancers	88	3.3
8th pillar: Business sophistication	85	3.6
9th pillar: Innovation	89	2.9

Stage of development



The most problematic factors for doing business



Note: From a list of 14 factors, respondents were asked to select the five most problematic for doing business in their country and to rank them between 1 (most problematic) and 5. The bars in the figure show the responses weighted according to their rankings.

The Global Competitiveness Index in detail

INDICATOR	SCORE	RANK/128
1st pillar: Institutions		
Property rights.....	5.5.....	32
Diversion of public funds	3.3.....	76
Public trust of politicians	2.7.....	50
Judicial independence.....	5.2.....	28
Favoritism in decisions of government officials.....	3.0.....	66
Government spending	2.9.....	81
Burden of government regulation.....	2.7.....	87
Business costs of terrorism.....	5.4.....	41
Reliability of police services.....	3.2.....	101
Business costs of crime and violence	3.6.....	87
Organized crime	4.5.....	77
Ethical behavior of firms	4.3.....	53
Efficacy of corporate boards	4.3.....	79
Protection of minority shareholders' interests.....	4.7.....	47
Strength of auditing and accounting standards	5.3.....	39
2nd pillar: Infrastructure		
Quality of overall infrastructure.....	4.8.....	34
Quality of railroad infrastructure.....	3.7.....	35
Quality of port infrastructure.....	5.0.....	30
Quality of air transport infrastructure.....	4.9.....	52
Quality of electricity supply.....	5.0.....	55
Telephone lines*	6.4.....	94
3rd pillar: Macroeconomy		
Government surplus/deficit*	-3.8.....	96
National savings rate*	31.3.....	19
Inflation*	2.4.....	32
Interest rate spread*	4.4.....	46
Government debt*	35.0.....	35
Real effective exchange rate*	12.4.....	105
4th pillar: Health and primary education		
Business impact of malaria.....	4.2.....	107
Business impact of tuberculosis.....	3.8.....	116
Business impact of HIV/AIDS	2.4.....	119
Infant mortality*	42.0.....	94
Life expectancy*	54.0.....	108
Tuberculosis incidence*	585.7.....	120
Malaria incidence*	22,204.1.....	123
HIV prevalence*	21.3.....	124
Primary enrollment*	78.2.....	106
5th pillar: Higher education and training		
Secondary enrollment*	58.0.....	98
Tertiary enrollment*	6.0.....	102
Quality of the educational system	2.6.....	110
Quality of math and science education.....	2.5.....	118
Quality of management schools	2.7.....	121
Local availability of research and training services	2.4.....	122
Extent of staff training	3.6.....	65

* Hard data

Note: For descriptions of variables and detailed sources, please refer to "How to Read the Competitiveness Profiles."

INDICATOR	SCORE	RANK/128
6th pillar: Market efficiency		
Agricultural policy costs	3.3.....	97
Efficiency of legal framework	4.6.....	39
Extent and effect of taxation	3.6.....	43
No. of procedures required to start a business*	10.0.....	63
Time required to start a business*	95.0.....	113
Intensity of local competition.....	4.9.....	60
Effectiveness of antitrust policy.....	3.6.....	73
Imports*	43.5.....	62
Prevalence of trade barriers.....	4.1.....	76
Prevalence of foreign ownership	5.2.....	55
Exports*	45.6.....	53
Hiring and firing practices	3.2.....	96
Flexibility of wage determination.....	4.7.....	88
Cooperation in labor-employer relations	4.1.....	105
Reliance on professional management.....	4.3.....	70
Pay and productivity.....	3.4.....	97
Brain drain	3.5.....	55
Private sector employment of women	4.4.....	88
Financial market sophistication	4.1.....	61
Ease of access to loans	3.8.....	45
Venture capital availability	3.4.....	50
Soundness of banks.....	5.9.....	44
Local equity market access.....	4.1.....	89
7th pillar: Technological readiness		
Technological readiness	3.7.....	66
Firm-level technology absorption	4.3.....	92
Laws relating to ICT.....	3.2.....	75
FDI and technology transfer.....	5.1.....	49
Mobile telephone subscribers*	24.4.....	89
Internet users*	3.7.....	100
Personal computers*	10.9.....	55
8th pillar: Business sophistication		
Local supplier quantity	3.8.....	110
Local supplier quality.....	4.1.....	72
Production process sophistication	2.8.....	102
Extent of marketing	3.8.....	79
Control of international distribution.....	3.4.....	104
Willingness to delegate authority.....	3.4.....	73
Nature of competitive advantage.....	3.5.....	49
Value chain presence	2.5.....	112
9th pillar: Innovation		
Quality of scientific research institutions.....	3.0.....	105
Company spending on R&D	3.0.....	80
University-industry research collaboration	2.8.....	78
Gov't procurement of advanced tech products	3.6.....	83
Availability of scientists and engineers	3.0.....	122
Utility patents*	0.0.....	80
Intellectual property protection	4.3.....	41
Capacity for innovation.....	2.6.....	102