

ENVIRONMENTAL IMPACT ASSESSMENT

SANLI CONSTRUCTION CC

Location of the project relative to the Erongo Region, Namibia








Consultant:
Namib – Enviro Consultants



Scale: 1: 320 459
Projection: WGS84

LATITUDE	-23.021767
LONGITUDE	14.607395

Legend

-  Town
 -  Main Road
 -  Trunk Roads
 -  District Road
 -  Protected Areas
 -  Construction Site
- Regional Boundaries**
-  Erongo



Designed By: LNA
Date Produced: 05.04.2022

