



45 Feld Street, Windhoek, Namibia
PO Box 81808, Windhoek, Namibia
Tel: (+264) 61 248 614 Fax: (+264) 61 238 586 Web: www.gcs-na.biz

Operational Environmental Management Plan (EMP) for the existing Windpomp 14 Campsite, Erongo Region.

EMP

APP003551

Final

May 2024

Sun Karros Lifestyle Safaris (Pty) Ltd

GCS Project Number: 23-1160

Client Reference: EMP Windpomp 14 Campsite



**Operational Environmental Management Plan (EMP) for the existing Windpomp 14
Campsite, Erongo Region.**

EMP



Version - Final

May 2024

Sun Karros Lifestyle Safaris (Pty) Ltd

23-1160

DOCUMENT ISSUE STATUS

Report Issue	Final		
GCS Reference Number	GCS Ref - 23-1160		
Client Reference	EMP Windpomp 14 Campsite		
Title	Operational Environmental Management Plan (EMP) for the existing Windpomp 14 Campsite, Erongo Region.		
	Name	Signature	Date
Author	Ndeshihafela Neliwa		May 2024
Document Reviewer	Victoria Shikwaya		May 2024

LEGAL NOTICE

This report or any proportion thereof and any associated documentation remain the property of GCS until the mandator effects payment of all fees and disbursements due to GCS in terms of the GCS Conditions of Contract and Project Acceptance Form. Notwithstanding the aforesaid, any reproduction, duplication, copying, adaptation, editing, change, disclosure, publication, distribution, incorporation, modification, lending, transfer, sending, delivering, serving or broadcasting must be authorised in writing by GCS.

CONTENTS PAGE

1	OVERVIEW.....	1
1.1	PROJECT BACKGROUND	1
1.2	WINDPOMP 14 CAMPSITE	1
1.2.1	Accommodation facilities.....	3
1.4	PURPOSE OF THE EMP	4
1.5	ENVIRONMENTAL ASSESSMENT PRACTITIONER (EAP).....	5
1.6	LEGAL REQUIREMENTS.....	5
1.7	ASSUMPTIONS AND LIMITATIONS.....	10
1.8	REPORT STRUCTURE	10
2	ROLES AND RESPONSIBILITIES	10
2.1	PROPOSER'S REPRESENTATIVE	11
2.2	ENVIRONMENTAL CONTROL OFFICER.....	11
3	ENVIRONMENTAL MANAGEMENT PLAN ACTIONS	12
3.1	KEY POTENTIAL ENVIRONMENTAL IMPACTS TO BE MANAGED	12
3.2	PHASE 1: OPERATIONAL PHASE MANAGEMENT ACTIONS	13
3.3	PHASE 2: REHABILITATION AND DECOMMISSIONING MANAGEMENT ACTIONS.....	19
3.4	RECOMMENDATIONS FOR MONITORING	20
4	CONCLUSION	20
5	REFERENCES	21

LIST OF FIGURES

Figure 1-1:	Locality map of Windpomp 14 Campsite	2
Figure 1-2:	Ablution facilities.	4

LIST OF TABLES

Table 1-1:	Applicable and relevant Namibian legislations and guidelines	5
Table 2-1:	Responsibilities assigned to the Proponent's Representative for the operation and decommissioning phases	11
Table 3-1:	Summary of key potential environmental impacts per project phase.....	12
Table 3-2:	Operation phase management actions.....	13
Table 3-3:	Decommissioning phase management actions	19

LIST OF APPENDICES

APPENDIX A:	CV OF EAP	22
APPENDIX B:	GUIDELINE ECO ENVIRONMENTAL MONITORING REPORT	23

1 OVERVIEW

1.1 Project Background

Windpomp 14 Campsite has been created as a cooperative agreement between the public and private sector. As such, Sun Karros Lifestyle Safaris (Pty) Ltd and Namibia Wildlife Resorts (NWR) has a Public Private Partnership (PPP) in place for the management of Windpomp 14 Campsite. The existing Windpomp 14 Campsite does not have a valid Environmental Clearance Certificate (ECC). Sun Karros Lifestyle Safaris (Pty) Ltd has thus appointed GCS Water Environmental Engineering Namibia (Pty) Ltd (GCS) to apply on their behalf to the Ministry of Environment, Forestry and Tourism (MEFT) for an ECC for the existing operations at the site.

The EMP is herewith developed as part of the application to apply for the ECC for the activities at Windpomp 14 Campsite.

1.2 Windpomp 14 Campsite

Windpomp 14 Campsite is Situated in the Dorop National Park, 25 kilometres outside Swakopmund on the C34 road to the Skeleton Coast. The locality of the Windpomp 14 Campsite is depicted in **Figure 1-1** below.

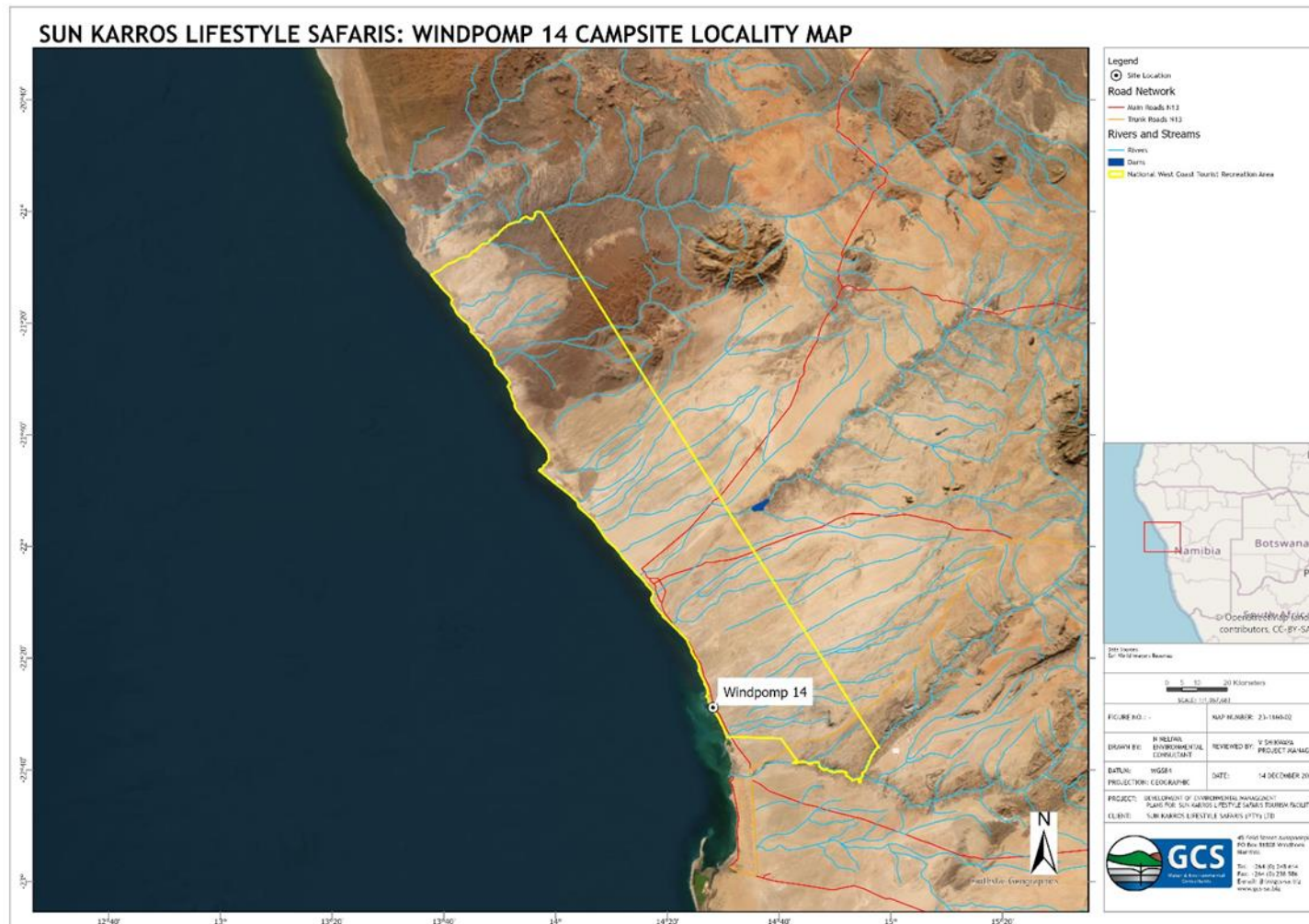


Figure 1-1: Locality map of Windpomp 14 Campsite

1.2.1 Accommodation facilities

The resort includes the following accommodation facilities:

- 21 campsites

Other facilities at the campsite include a restaurant and bar.

1.2.2 Engineering Services

1.2.2.1 Waste Disposal

The general waste at Windpomp 14 Campsite is collected in designated waste bins onsite. Refuse Solutions gathers the waste from the site and transports it to rent-a-drum for recycling.



Figure 1-2: General waste collection on site.

1.2.2.2 Water

Windpomp 14 Campsite uses water supplied by NamWater for domestic use and grey water for landscaping.

1.2.2.3 Electricity

Windpomp 14 Campsite uses solar energy and a generator for electricity.

1.2.2.4 Sewer

Sewage at the facility is disposed in tanks, water runs through one main drainage pipe leading to the septic tank. The campsite has flush toilets. **Figure 1-3:** Ablution below depicts the ablution facilities available at the camp.



Figure 1-3: Ablution facilities.

1.2.2.5 Access

Access to the campsite is gained from the C34 road from Swakopmund.

1.3 Archaeology

During the site visit, it was indicated that there are no archaeological or cultural heritage sites that had been identified or observed during the environmental assessment.

1.4 Purpose of the EMP

An Environmental Management Plan (EMP) is defined as:

“...a plan that describes how activities that may have significant environments effects on the environment are to be mitigated, controlled and monitored.”

An EMP is one of the most important outputs of the EA process as it synthesises all the proposed mitigation and monitoring actions, set to a timeline and with specific assigned responsibilities. It provides a link between the impacts identified in the Environmental Impact Assessment (EIA) Process and the required environmental management on the ground during project implementation and operation. It is important to note that an EMP is a legally binding document and a person who contravenes the provisions of this EMP may face imprisonment and/or a fine. This EMP is a living document and should be amended to adapt to project changes and/or environmental conditions and feedback from compliance monitoring.

The purpose of this document is therefore to guide environmental management throughout the following life-cycle stages of the proposed development, operation, and decommissioning.

The following phases are addressed in this EMP:

- **Operation** - the period during which the facility is operational.
- **Decommissioning** - Should the development be closed; this phase will be implemented.

1.5 Environmental Assessment Practitioner (EAP)

GCS Water Environmental Engineering Namibia (Pty) Ltd (“GCS” hereafter) has been appointed by Sun Karros Lifestyle Safaris (Pty) Ltd as independent environmental consultants to compile the Environmental Management Plan (EMP) for the proposed development. The EMP is to be submitted with the supporting documents as part of the application for the Environmental Clearance Certificate (ECC) to the Environmental Commissioner at the Department of Environmental Affairs (DEA) of the Ministry of Environment, Forestry and Tourism (MEFT). The EMP will also be used by Contractors as well as the Proponent in guiding them during the operations to ensure that impacts on the environment are limited or avoided altogether.

1.6 Legal Requirements

The contents of the EMP must meet the requirements Section 8 (j) of the EIA Regulations. The EMP must address the potential environmental impacts of the activity on the environment throughout the project life cycle. It must also include a system for assessment of the effectiveness of monitoring and management arrangements after implementation. The proponent therefore has the responsibility to ensure that the proposed activity conforms to the principles of the EMA and must ensure that any contractors appointed by them also comply with such principles. **Table 1-1** below lists the relevant Namibian legislation applicable to the project.

Table 1-1: Applicable and relevant Namibian legislations and guidelines

Legislation	Permit/Approval/Requirement	Contact Details
Environmental Management Act 2007 Environmental Impact Assessment (EIA) Regulations (EIAR) (GG No. 4878)	Amendments (required every 3 years) to this EMP will require an amendment of the ECC for these developments. Activities listed in Government Notice (GN) No. 29 of GG No. 4878 require an ECC.	Mr Damian Nchindo Department of Environmental Affairs, Ministry of Environment, Forestry and Tourism Tel: 061 284 2701

Legislation	Permit/Approval/Requirement	Contact Details
	<p>Activity 6 The construction of resorts, lodges, hotels or other tourism and hospitality facilities.</p> <p>Activity 11.2 - Construction of cemeteries, camping, leisure, and recreation sites.</p>	
Water Act 54 of 1956	<p>Prohibits the pollution of underground and surface water bodies (S23 (1)).</p> <p>Liability of clean-up costs after closure/abandonment of an activity (S23 (2)).</p>	<p>Mr Witbooi (Department of Water Affairs):</p> <p>Tel: (061) 208 7226</p>
Water Resources Management Act No.11 of 2013	<p>The act provides for the management, protection, development, use and conservation of water resources; and provides for the regulation and monitoring of water services and to provide for incidental matters. The objects of this Act are to:</p> <p>Ensure that the water resources of Namibia are managed, developed, used, conserved and protected in a manner consistent with, or conducive to, the fundamental principles set out in Section 66 - protection of aquifers, Subsection 1 (d) (iii) provide for preventing the contamination of the aquifer and water pollution control (Section 68).</p>	
Forestry Act 12 of 2001	<p>The Act provides for the management and use of forests and related products / resources. It offers protection to any living tree, bush or shrub growing within 100 metres of a river, stream or watercourse on land that is not a surveyed erven of a local authority area. In such instances, a licence would be required to cut and remove any such vegetation.</p> <p>These provisions are only guidelines.</p>	<p>If there are trees within the proposed footprint of the project area that need to be removed, the proponent should notify the local Forestry Department of the number and/or type of trees to be removed and apply for permit to remove protected tree species.</p>

Legislation	Permit/Approval/Requirement	Contact Details
National Heritage Act (27 of 2004)	Part V Section 46 of the Act prohibits removal, damage, alteration or excavation of heritage sites or remains. Section 48 ff sets out the procedure for application and granting of permits such as might be required in the event of damage to a protected site occurring as an inevitable result of development. Section 51 (3) sets out the requirements for impact assessment. Part VI Section 55 Paragraphs 3 and 4 require that any person who discovers an archaeological site should notify the National Heritage Council. Heritage sites or remains are defined in Part 1, Definitions 1, as “any remains of human habitation or occupation that are 50 or more years old found on or beneath the surface”.	Ms. Erica Ndalikokule National Heritage Council of Namibia erica@nhc-nam.org
Namibia Tourism Board Act 21 of 2000	To establish the Namibia Tourism Board and to provide for its functions; to provide for the registration and grading of accommodation establishments; to provide for the declaration of any sector of the tourism industry as a regulated sector and for the registration of businesses falling within a regulated sector; and to provide for matters incidental thereto.	Namibia Tourism Board info@namibiatourism.com.na +264 61 290 6000

Legislation	Permit/Approval/Requirement	Contact Details
National Policy on Tourism 2008	The National Policy on Tourism for Namibia aims to provide a framework for the mobilisation of tourism resources to realise long term national goals defined in Vision 2030 and the more specific targets of the Third National Development Plan, namely, sustained economic growth, employment creation, reduced inequalities in income, gender as well as between the various regions, reduced poverty, and the promotion of economic empowerment.	Department of Tourism and Gambling, Ministry of Environment, Forestry and Tourism +264 61 284 2178
Water Resources Management Act No 11 of 2013	Provide for the management, protection, development, use and conservation of water resources; to provide for the regulation and monitoring of water services and to provide for incidental matters. Part 13 of the Act relates to the control of water pollution.	Mr Beajah Wohler Ministry of Agriculture, Water and Land Reform Directorate Water Resource Management Policy and Water Law Administration Beajah.Wohler@mawf.gov.na
Petroleum Products Regulations Information Guide: Guidelines for operators of retail outlets, 2000	The document provides guidelines relating to the operation of retail outlets.	These guidelines are to be applied during the proposed development.
Petroleum Products and Energy Act (Act 13 of 1990) and Regulations (2001)	<ul style="list-style-type: none"> Any facility intending to store fuel in bulk requires a Consumer Installation Certificate. S 4.12 prescribes the South African National Standards (SANS) as the criteria to which fuel installations must be constructed, operated and decommissioned. S 2 (1) requires a permit for the obtaining and use of up to 20 000 litres of used mineral oil per annum. 	Sun Karros Lifestyle Safaris must ensure that they comply with all provisions of the Petroleum Products and Energy Act and its Regulations (2001). Ndamona Elias Ministry of Mines and Energy - Inspector Ndamona.Elias@mme.gov.na

Legislation	Permit/Approval/Requirement	Contact Details
	<ul style="list-style-type: none"><li data-bbox="520 309 983 383">• Regulation 47 describes fire precautions. <p data-bbox="520 409 983 521">Regulation 46(2) requires the annual submission of Form PP/10 for all Consumer Installation certificate holders.</p>	

1.7 Assumptions and Limitations

This EMP has been drafted with the acknowledgment of the following assumptions and limitations:

- This EMP has been drafted based on the existing development and site investigation undertaken. No detailed specialist studies were included as part of the assessment; and
- The mitigation measures recommended in this EMP document are based on the risks/impacts which were identified based on the provided project description and site investigation. Should the scope of the project change, the risks will have to be reassessed and mitigation measures provided will be revised accordingly.

1.8 Report Structure

This EMP lays out the management actions for the existing operations at the site. The EMP addresses the following phases:

- **Operation phase** - the period during which the facility will be operational and conducted by the proponent and/or their contractors; and
- **Decommissioning phase:** the period during which the Proponent may decide to discontinue the operations and its associated activities.

2 ROLES AND RESPONSIBILITIES

Sun Karros Lifestyle Safaris (Pty) Ltd (the Proponent) is ultimately responsible for the implementation of the EMP. The Proponent may delegate this responsibility at any time, as they deem necessary, from planning and design to operation and maintenance phase and decommissioning phase (if considered). The delegated responsibility for the effective implementation of this EMP will rest on the following key individuals:

- Proponent's Representative; and
- Environmental Control Officer.

2.1 Proponent's Representative

If the Proponent does not personally manage all aspects of the operation and decommissioning activities, referred to in this EMP, they should assign this responsibility to a suitably qualified individual referred to in this plan as the Proponent's Representative (PR). The Proponent may decide to assign the role of a PR to one person for both phases. Alternatively, the Proponent may decide to assign a separate PR for each component i.e., operation, and decommissioning phase. The PR's responsibilities are included in **Table 2-1** below.

Table 2-1: Responsibilities assigned to the Proponent's Representative for the operation and decommissioning phases

Responsibility	Project Phase
Managing the implementation of this EMP and updating and maintaining it when necessary	Throughout the lifetime of the project
Management and monitoring of individuals and/or equipment on-site in terms of compliance with this EMP	Throughout the lifetime of the project
Issuing of warnings for contravening EMP provisions	Throughout the lifetime of the project

2.2 Environmental Control Officer

The Proponent should assign the responsibility of overseeing the implementation of the whole EMP on the ground during the life-cycle of the project to a designated person, referred to in this EMP as the Environmental Control Officer (ECO). The Proponent may decide to assign this role to one person for each project phase or may assign separate individual ECOs to oversee EMP implementation during each phase. The ECOs will have the following responsibilities:

- Management and facilitation of communication between the Proponent, PR and Interested and Affected Parties (I&APs) with regard to this EMP;
- Conducting site inspections (recommended minimum frequency is bi-annually) of all areas with respect to the implementation of this EMP (monitor and audit the implementation of the EMP);
- Advising the PR on the removal of person(s) and/or equipment not complying with the provisions of this EMP;
- Making recommendations to the PR with respect to the issuing of fines for contraventions of the EMP; and
- Undertaking an annual review of the EMP and recommending additions and/or changes to this document.

3 ENVIRONMENTAL MANAGEMENT PLAN ACTIONS

3.1 Key Potential environmental impacts to be managed

The following key potential impacts have been identified per project phase and are summarised in **Table 3-1** below.

Table 3-1: Summary of key potential environmental impacts per project phase

	Project Phase	Potential impacts identified in the EA
1	Operation	Health and safety, soil, surface and groundwater contamination, wildlife disturbance, dust, noise, environmental degradation, erosion, waste generation, archaeological and social impacts.
2	Decommissioning	Health and safety, soil, surface and groundwater contamination, wildlife disturbance, dust, noise, environmental degradation, waste generation erosion, archaeological and social impacts.

The aim of the management actions of the EMP is to avoid potential impacts where possible. Where impacts cannot be avoided, measures are provided to reduce the significance of these impacts.

Management actions recommended to manage the potential impacts outlined above are presented in the following tables. The management actions were compiled based on the two project phases:

- Operation and maintenance phase management actions (during operation of the facility) (**Table 3-2**).
- Decommissioning phase (**Table 3-3**)

The responsible persons at Sun Karros Lifestyle Safaris (Pty) Ltd should assess these commitments in detail and should acknowledge their commitment to the specific management actions detailed in the table of the next subchapters.

3.2 Phase 1: Operational Phase Management Actions

The management actions for the operational phase during which the facility is operational are listed in **Table 3-2**.

Table 3-2: Operation phase management actions

Environmental Feature	Impact	Management Actions
EMP training	Lack of EMP awareness and the implications thereof	<ul style="list-style-type: none"> • Employees appointed for work (construction, maintenance etc.) must ensure that all personnel are aware of necessary health, safety, and environmental considerations applicable to their respective work. • A copy of the EMP should be available at the facility. • Employees appointed for work (construction, maintenance etc.) should be made aware by the PR of the provisions of the EMP that their work must comply with.
Monitoring	EMP non-compliance	<ul style="list-style-type: none"> • Appoint a Proponents Representative (PR) or delegate a member of staff to be the PR • The Proponent/PR should monitor the implementation of this EMP. • The PR should inspect the site at least on a monthly basis. • Bi-annual audits should be conducted of site activities by an external ECO.
Waste Management	Visual impact and soil contamination	<ul style="list-style-type: none"> • The site should always be kept tidy. • All domestic and general waste produced daily should be disposed of correctly. • No waste may be buried or burned anywhere else than in designated incinerator. • Waste containers (bins) should be emptied regularly and removed from site to the nearest licenced waste disposal site. Records of collection should be kept for auditing purposes. • Set up a Waste Management Programme to include sorting of waste by separate waste streams for recycling wherever possible. • All recyclable waste needs to be taken to the nearest recycling depot. • Adequate separate waste containers (bins) for hazardous and domestic / general waste must be provided on site.

Environmental Feature	Impact	Management Actions
		<ul style="list-style-type: none"> Staff should be sensitised to dispose of waste in a responsible manner and not to litter.
Hazardous Waste	Soil and groundwater contamination	<ul style="list-style-type: none"> Adequate separate waste containers (bins) for hazardous and domestic / general waste must be provided on site. Hazardous waste should be disposed of at a facility that is able to receive such waste and records of disposal should be kept. Maintenance and washing of vehicles and machinery on site should take place only at a designated workshop area that is on a bunded, impermeable surface. Ensure that all bunded areas, e.g. in workshops and around generators, are regularly drained and cleared and that all material is safely stored on site until disposed of as hazardous waste at appropriate facility. Set up a Contingency Plan to deal with minor and major pollution incidences e.g. oil spill clean-up kit available at all necessary points.
Biodiversity	Loss of Biodiversity	<ul style="list-style-type: none"> Trees and plants protected under the Forest Act No 12 of 2001 are not to be removed without a valid permit from the local Department of Forestry. Off-road driving should not be allowed on site. No alien vegetation should be introduced on site. Enforce regulations that prevent the stripping of natural vegetation. Conduct regular checks to prevent alien and/or invasive plants from establishing. No pets or domestic animals allowed in settlements as per standing park rules.
Noise	Disturbance to fauna	<ul style="list-style-type: none"> Noise restrictions should be in place on site to minimise disturbance.
Health and Safety	Health and Safety on site	<ul style="list-style-type: none"> Ensure first aid training and environmental awareness training is provided to staff.

Environmental Feature	Impact	Management Actions
		<ul style="list-style-type: none"> • Fire extinguisher training should be provided to a designated member of staff who will act as a fire marshal during fire events. • Any major accidents/incidents occurring on site should be reported to MEFT (as the authority of the National Park) and other relevant authority within 24 hours. • Ensure that adequate emergency procedures are in place to reduce the magnitude of the impacts in the event of an emergency.
Employment	Recruitment	<ul style="list-style-type: none"> • Local employment and use of local businesses/suppliers should be encouraged to promote and improve the local economy as far as reasonably possible. • Should the required services and/or goods not be available locally then look to other localities for these services/goods.
Ablution	Sanitation	<ul style="list-style-type: none"> • Separate ablutions should be available for men and women and should clearly be indicated as such. • Workers responsible for cleaning the toilets should be provided with latex gloves and masks.
Sewage Management	Environmental pollution and underground water resources contamination from waste water	<ul style="list-style-type: none"> • Suitably qualified and/or skilled personnel should be appointed to run the wastewater treatment plant as required (which may include processing technicians, mechanical technicians and electrical technicians) based on the technology employed and the relevant expertise required to ensure efficient operation of the plant. • Ensure that the sewage system is managed and maintained as per design and engineering specifications. • Ensure that all concerned staff are trained in critical health and safety issues regarding operation and maintenance of the sewage system components. • Ensure that all concerned staff are issued with the necessary safety equipment and protective clothing required for them to do their jobs safely and at no risk to their health. • Ensure that guests are informed of what may and may not be flushed in order to protect the sewage system.

Environmental Feature	Impact	Management Actions
		<ul style="list-style-type: none"> • Be on the lookout for leaking pipes and any signs of environmental contamination resulting from the sewage infrastructure (encouraging residents to do the same) and take remedial action to resolve any identified problems as rapidly as possible. • Routine visual inspections of sewer infrastructure and resident parking areas for signs of soil contamination. • Groundwater monitoring of known boreholes in the area, to determine if there is an impact. Mitigation measures should then be formulated. • The solid sludge produced should be disposed at an appropriately registered landfill site. • Hazardous waste, including emptied chemical containers (e.g. liquid chlorine, sodium hypochlorite) and other chemicals used for disinfection in the operational phase should be safely stored on site where they cannot be reached and used by the unsuspecting and uninformed locals for personal use.
Soil	Soil contamination	<ul style="list-style-type: none"> • Spill control preventative measures should be put in place to manage soil contamination. • Potential contaminants such wastewater should be contained on site and disposed of in accordance with municipal wastewater discharge standards so that they do not contaminate surrounding soils. • Soil contamination should be monitored on site daily by PR and monthly by ECO.
Water Management	Water saving Groundwater contamination	<ul style="list-style-type: none"> • Water saving mechanisms should be implemented on site e.g., installation of water saving devices where practical. • Should any hazardous material and wastes be produced these shall be managed in a safe and responsible manner so as to prevent contamination of soils, pollution of water and/or harm to people or animals as a result of the use of these materials. • Hazardous and non-hazardous waste shall be stored separately at all times and should be disposed at a facility that is licenced to receive such waste.

Environmental Feature	Impact	Management Actions
		<ul style="list-style-type: none"> • In the event of a pipe burst, the burst pipe section must be isolated by closing the nearest valves on either side of the break. • An experienced plumber with water distribution pipeline experience must be contacted to repair such pipe breaks as soon as possible. • The plumber must repair the burst pipe by means of an approved method, and the repair must be tested by opening all the valves prior to backfilling of the trench. • Only once the repair is tested and confirmed to be correct may the pipe trench be backfilled. • Replace washers and seals on pipes fittings, taps and toilets when fittings leak.
Archaeology	Archaeological Impacts	<ul style="list-style-type: none"> • Should a heritage site or archaeological site be uncovered or discovered on site, a “chance find” procedure should be applied in the order they appear below: <ul style="list-style-type: none"> ○ If operating machinery or equipment, stop work; ○ Demarcate the site with danger tape; ○ Determine GPS position if possible; ○ Report findings to the construction foreman; ○ Report findings, site location and actions taken to superintendent; ○ Cease any works in immediate vicinity; ○ Visit site and determine whether work can proceed without damage to findings; ○ Determine and demarcate exclusion boundary; ○ Site location and details to be added to the project’s Geographic Information System (GIS) for field confirmation by archaeologist; ○ Inspect site and confirm addition to project GIS; ○ Advise the National Heritage Council of Namibia (NHCN) and request written permission to remove findings from work area; and

Environmental Feature	Impact	Management Actions
		<ul style="list-style-type: none"> ○ Recovery, packaging and labelling of findings for transfer to National Museum. • The development should comply with the provisions as outlined in the Dorop National Park Management Plan in relation to a heritage site or archaeological site.
Traffic	Traffic Impacts	<ul style="list-style-type: none"> • Introduce speed limits and signage within the facility. • Roads to be clearly demarcated. • No off-road driving to be permitted on site.
Wastewater	Surface and groundwater contamination	<ul style="list-style-type: none"> • The discharge of effluent into the environment and required monitoring is to be done in accordance with the discharge permit as issued by MAWLR for the wastewater treatment facility. • Bi-annual monitoring of groundwater and surface water resources (as applicable).
Community relations	Communication	<ul style="list-style-type: none"> • Establish an official complaints procedure and communicate the procedure to all stakeholders. Ensure that feedback loops are in place.
Poaching	Wildlife disturbance	<ul style="list-style-type: none"> • Ensure all staff, residents and local community members are aware of the regulations relating to the harvesting of natural resources (firewood) and the need for these. • Enforce regulations to prohibit stripping of natural vegetation. • Ensure that poaching is not tolerated and that action is taken against any offenders in collaboration with MEFT.
		<ul style="list-style-type: none"> •

3.3 Phase 2: Rehabilitation and Decommissioning Management Actions

The facility is expected to be permanent and is not anticipated to be decommissioned. However, the decommissioning impacts have been assessed. The table below (Table 3-3) presents the management action for decommissioning phase, should this take place.

Table 3-3: Decommissioning phase management actions

Environmental Feature	Impact	Management Actions
Employment	Loss of employment	<ul style="list-style-type: none"> The Proponent should inform the employees well in advance (no less than 6 months), of its intentions to close the facility, and the expected date of such. The Proponent should raise awareness of the possibilities for work within the tourism sector.
Rehabilitation	Soil and Groundwater contamination	<ul style="list-style-type: none"> An inspection of the soil and groundwater contamination must be undertaken to determine the presence, nature and extent of contamination on site. This will guide the level and kind of remediation to be undertaken on site. Prior to the infrastructure being destroyed, all residue products must be carefully removed for recycling or safe disposal. Solid materials must be used for filling. Only clean soil should be used for filling purposes.
Waste Management	Pollution	<ul style="list-style-type: none"> Contaminated soil must be removed from site and disposed at a facility that is able to receive such waste. No waste may remain on site after the closure of the facility. Waste must be disposed of at an approved waste facility. Proof of disposal certificates must be available.

3.4 Recommendations for Monitoring

In order to prevent and minimize the above-mentioned environmental impacts, the following site monitoring measures need to be done:

- Monitor whether provisions as set out in the EMP has been complied with.
- Non-compliance is to be recorded and discussed at weekly site meetings and timeous remedial actions taken.
- Monitoring feedback is to be recorded using the attached checklist (**Appendix C**).

4 CONCLUSION

Based on the recommendation given in this EMP, GCS is confident that the activities, as described in **Chapter 1** of the EMP may be granted an Environmental Clearance Certificate, provided that the EMP is implemented and that all the legal requirements pertaining to this development are complied with.

5 REFERENCES

Geo Experts Consulting Services CC. (n.d.). *Cement Raw Material on Farm Simplon and Surroundings (Karas Region)*.

APPENDIX A: CV OF EAP

APPENDIX B: GUIDELINE ECO ENVIRONMENTAL MONITORING REPORT

Reported by:

Date:

Environmental Feature	Impact	Management Actions	Observation	Remedial Action	Compliance (Yes/No)
EMP training	Lack of EMP awareness and the implications thereof	<ul style="list-style-type: none"> • Employees appointed for work (construction, maintenance etc.) must ensure that all personnel are aware of necessary health, safety, and environmental considerations applicable to their respective work. • A copy of the EMP should be available at the facility. • Employees appointed for work (construction, maintenance etc.) should be made aware by the PR of the provisions of the EMP that their work must comply with. 			

Environmental Feature	Impact	Management Actions	Observation	Remedial Action	Compliance (Yes/No)
Monitoring	EMP non-compliance	<ul style="list-style-type: none"> • Appoint a Proponents Representative (PR) or delegate a member of staff to be the PR • The Proponent/PR should monitor the implementation of this EMP. • The PR should inspect the site at least on a monthly basis. • Bi-annual audits should be conducted of site activities by an external ECO. 			

Environmental Feature	Impact	Management Actions	Observation	Remedial Action	Compliance (Yes/No)
Waste Management	Visual impact and soil contamination	<ul style="list-style-type: none"> • The site should always be kept tidy. • All domestic and general waste produced daily should be disposed of correctly. • No waste may be buried or burned. • Waste containers (bins) should be emptied regularly and removed from site to the nearest waste disposal site. Records of collection should be kept for auditing purposes. • Set up a Waste Management Programme to include sorting of waste by separate waste streams for recycling wherever possible. • All recyclable waste needs to be taken to the nearest recycling depot. • Adequate separate waste containers (bins) for hazardous and domestic / general waste must be provided on site. • Staff should be sensitised to dispose of waste in a responsible manner and not to litter. 			

Environmental Feature	Impact	Management Actions	Observation	Remedial Action	Compliance (Yes/No)
Hazardous Waste	Soil and groundwater contamination	<ul style="list-style-type: none"> • Adequate separate waste containers (bins) for hazardous and domestic / general waste must be provided on site. • Hazardous waste should be disposed of at a facility that is able to receive such waste and records of disposal should be kept. • Maintenance and washing of vehicles and machinery on site should take place only at a designated workshop area that is on a bunded, impermeable surface. • Ensure that all bunded areas, e.g. in workshops and around generators, are regularly drained and cleared and that all material is safely stored on site until disposed of as hazardous waste at appropriate facility. • Set up a Contingency Plan to deal with minor and major pollution incidences e.g. oil spill clean-up kit available at all necessary points. 			

Environmental Feature	Impact	Management Actions	Observation	Remedial Action	Compliance (Yes/No)
Biodiversity	Loss of Biodiversity	<ul style="list-style-type: none"> Trees and plants protected under the Forest Act No 12 of 2001 are not to be removed without a valid permit from the local Department of Forestry. Off-road driving should not be allowed on site. No alien vegetation should be introduced on site. Enforce regulations that prevent the stripping of natural vegetation. Conduct regular checks to prevent alien and/or invasive plants from establishing. No pets or domestic animals allowed in settlements as per standing park rules. 			
Noise	Disturbance to fauna	<ul style="list-style-type: none"> Noise restrictions should be in place on site to minimise disturbance. 			
Health and Safety	Health and Safety on site	<ul style="list-style-type: none"> Ensure first aid training and environmental awareness training is provided to staff. 			

Environmental Feature	Impact	Management Actions	Observation	Remedial Action	Compliance (Yes/No)
		<ul style="list-style-type: none"> • Fire extinguisher training should be provided to a designated member of staff who will act as a fire marshal during fire events. • Any accidents/incidents occurring on site should be reported to MEFT and other relevant authority within 24 hours. • Ensure that adequate emergency procedures are in place to reduce the magnitude of the impacts in the event of an emergency. 			
Employment	Recruitment	<ul style="list-style-type: none"> • Local employment and use of local businesses/suppliers should be encouraged to promote and improve the local economy as far as reasonably possible. • Should the required services and/or goods not be available locally then look to other localities for these services/goods. 			

Environmental Feature	Impact	Management Actions	Observation	Remedial Action	Compliance (Yes/No)
Ablution	Sanitation	<ul style="list-style-type: none"> • Separate ablutions should be available for men and women and should clearly be indicated as such. • Workers responsible for cleaning the toilets should be provided with latex gloves and masks. 			
Sewage Management	Environmental pollution and underground water resources contamination from waste water	<ul style="list-style-type: none"> • Suitably qualified and/or skilled personnel should be appointed to run the wastewater treatment plant as required (which may include processing technicians, mechanical technicians and electrical technicians) based on the technology employed and the relevant expertise required to ensure efficient operation of the plant. • Ensure that the sewage system is managed and maintained as per design and engineering specifications. 			

Environmental Feature	Impact	Management Actions	Observation	Remedial Action	Compliance (Yes/No)
		<ul style="list-style-type: none"> • Ensure that all concerned staff are trained in critical health and safety issues regarding operation and maintenance of the sewage system components. • Ensure that all concerned staff are issued with the necessary safety equipment and protective clothing required for them to do their jobs safely and at no risk to their health. • Be on the lookout for leaking pipes and any signs of environmental contamination resulting from the sewage infrastructure (encouraging residents to do the same) and take remedial action to resolve any identified problems as rapidly as possible. • Routine visual inspections of sewer infrastructure and resident parking areas for signs of soil contamination. 			

Environmental Feature	Impact	Management Actions	Observation	Remedial Action	Compliance (Yes/No)
		<ul style="list-style-type: none"> • Groundwater monitoring of known boreholes in the area, to determine if there is an impact. Mitigation measures should then be formulated. • The solid sludge produced should be disposed at a registered waste dumpsite. • Hazardous waste, including emptied chemical containers (e.g. liquid chlorine, sodium hypochlorite) and other chemicals used for disinfection in the operational phase should be safely stored on site where they cannot be reached and used by the unsuspecting and unformed locals for personal use. 			
Soil	Soil contamination	<ul style="list-style-type: none"> • Spill control preventative measures should be put in place to manage soil contamination. 			

Environmental Feature	Impact	Management Actions	Observation	Remedial Action	Compliance (Yes/No)
		<ul style="list-style-type: none"> Potential contaminants such as wastewater should be contained on site and disposed of in accordance with municipal wastewater discharge standards so that they do not contaminate surrounding soils. Soil contamination should be monitored on site daily by PR and monthly by ECO. 			
Water Management	Water saving Groundwater contamination	<ul style="list-style-type: none"> Water saving mechanisms should be implemented on site e.g., installation of water saving devices where practical. Should any hazardous material and wastes be produced these shall be managed in a safe and responsible manner so as to prevent contamination of soils, pollution of water and/or harm to people or animals as a result of the use of these materials. 			

Environmental Feature	Impact	Management Actions	Observation	Remedial Action	Compliance (Yes/No)
		<ul style="list-style-type: none"> • Hazardous and non-hazardous waste shall be stored separately at all times and should be disposed at a facility that is licenced to receive such waste. • In the event of a pipe burst, the burst pipe section must be isolated by closing the nearest valves on either side of the break. • A qualified plumber with water distribution pipeline experience must be contacted to repair such pipe breaks as soon as possible. • The plumber must repair the burst pipe by means of an approved method, and the repair must be tested by opening all the valves prior to backfilling of the trench. • Only once the repair is tested and confirmed to be correct may the pipe trench be backfilled. • Replace washers and seals on pipes fittings, taps and toilets when fittings leak. 			

Environmental Feature	Impact	Management Actions	Observation	Remedial Action	Compliance (Yes/No)
Archaeology	Archaeological Impacts	<ul style="list-style-type: none"> • Should a heritage site or archaeological site be uncovered or discovered on site, a “chance find” procedure should be applied in the order they appear below: <ul style="list-style-type: none"> ○ If operating machinery or equipment, stop work; ○ Demarcate the site with danger tape; ○ Determine GPS position if possible; ○ Report findings to the construction foreman; ○ Report findings, site location and actions taken to superintendent; ○ Cease any works in immediate vicinity; ○ Visit site and determine whether work can proceed without damage to findings; ○ Determine and demarcate exclusion boundary; 			

Environmental Feature	Impact	Management Actions	Observation	Remedial Action	Compliance (Yes/No)
		<ul style="list-style-type: none"> ○ Site location and details to be added to the project's Geographic Information System (GIS) for field confirmation by archaeologist; ○ Inspect site and confirm addition to project GIS; ○ Advise the National Heritage Council of Namibia (NHCN) and request written permission to remove findings from work area; and ● Recovery, packaging and labelling of findings for transfer to National Museum. 			
Traffic	Traffic Impacts	<ul style="list-style-type: none"> ● Introduce speed limits and signage within the facility. ● Roads to be clearly demarcated. ● No off-road driving to be permitted on site. 			
Wastewater	Surface and	<ul style="list-style-type: none"> ● The discharge of effluent into the environment and required 			

Environmental Feature	Impact	Management Actions	Observation	Remedial Action	Compliance (Yes/No)
	groundwater contamination	monitoring is to be done in accordance with the discharge permit as issued by MAWLR for the wastewater treatment facility. <ul style="list-style-type: none"> • Bi-annual monitoring of groundwater and surface water resources (as applicable). 			
Community relations	Communication	<ul style="list-style-type: none"> • Establish an official complaints procedure and communicate the procedure to all stakeholders. Ensure that feedback loops are in place. 			
Poaching	Wildlife disturbance	<ul style="list-style-type: none"> • Ensure all staff, residents and local community members are aware of the regulations relating to the harvesting of natural resources (firewood) and the need for these. • Enforce regulations to prohibit stripping of natural vegetation. • Ensure that poaching is not tolerated and that action is taken against any offenders in collaboration with MEFT. 			