

MUNICIPALITY OF OKAHANDJA

Tel: +264 62 50 5100
Fax: +264 62 50 1746
65 Martin Neib Ave.
Email: ceo@okahandja.org.na



P.O.Box: 15
Okahandja

OFFICE OF THE CHIEF EXECUTIVE OFFICER

Enquiry: N. Jason
Tel: +264 62 505100

Date: 13 July 2023

The Chief Executive Officer
PopwerCom (Pty) Ltd
P O Box 40799
Windhoek, Namibia

Dear Mr. Beatus Amadhila,

OKAHANDJA TO LEASE PORTIONS OF LAND TO ERECT A COMMUNICATIONS TOWER IN NAU-AIB

Kindly be informed that Council has deliberated on your application to lease a portion of land in Nau-Aib to erect a communication tower.

- That a portion of Erf 1395/Rem measuring 80m² be leased to PowerCom, subjected to Section 30(1) (t), Council to seek Ministerial approval to lease and Section 63(2) of the Local Authorities Act23 of 1992, as amended.
- That monthly lease amount be (80m²) multiplied by N\$8.63 (approved tariff for public open space/m²) **N\$690.40** exclusive of 15% Vat and subjected to a 10% annual increment.
- The erf be leased for a period of 10 years with an option for renewal.
- The erf is to be lease for the sole purpose of the erection of a communications tower and any change/additional in use be subjected to Council approval.
- The applicant to carry out the Environmental Impact Assessment (EIA) at own cost and the Clearance Certificate be submitted to Council before signing the lease agreement.
- That the applicant obtain all statutory approval before commencing with the erection of the telecommunication tower.
- The commencement date for the lease period is on the signing date of the lease agreement.

We trust that you find the above in order.

Yours Sincerely,

Alphons Tjitombo
Chief Executive Officer



ASI4518R37v06

DXXXXXX-690-960/690-960/1427-2690/1427-2690/1695-2690/1695-2690-65/65/65/65/65/65-14.5i/14.5i/17.5i/17.5i/17.5i/17.5i-M/M/M/M/M/M-R
EasyRET 2L4H 12-Port Antenna with 6 Integrated RCUs -1.5m



Antenna Specifications

Electrical Properties									
Frequency range (MHz)		2 x (690 - 960)				2 x (1695 - 2690)			
		690 - 803	790 - 862	824 - 894	880 - 960	1695 - 1990	1920 - 2200	2200 - 2490	2490 - 2690
Polarization		+45° , -45°							
Electrical downtilt (°)		0 - 14 , continuously adjustable, each band separately				2 - 12 , continuously adjustable, each band separately			
Gain (dBi)	at mid Tilt	13.7	14.0	14.1	14.3	16.7	17.2	17.4	17.6
	over all Tilts	13.6 ±0.5	14.0 ±0.5	14.1 ±0.5	14.2 ±0.5	16.6 ±0.5	17.1 ±0.5	17.3 ±0.5	17.5 ±0.5
Side lobe suppression for first side lobe above main beam (dB)		> 15	> 16	> 16	> 16	> 15	> 16	> 16	> 16
Horizontal 3dB beam width (°)		67 ±6	66 ±5	66 ±5	65 ±6	68 ±8	62 ±6	58 ±6	58 ±6
Vertical 3dB beam width (°)		15.1 ±1.5	13.8 ±0.9	13.3 ±0.9	12.4 ±0.8	6.9 ±0.5	6.2 ±0.6	5.5 ±0.3	4.9 ±0.4
VSWR		< 1.5				< 1.5			
Cross polar isolation (dB)		≥ 28				≥ 28			
Interband isolation (dB)		≥ 26				≥ 26			
Front to back ratio , ±30° (dB)		> 20	> 21	> 22	> 22	> 24	> 26	> 25	> 26
Cross polar ratio (dB)		0°	> 18	> 18	> 18	> 17	> 17	> 17	> 18
Max. power per input (W)		400 (at 50°C ambient temperature)*				250 (at 50°C ambient temperature)*			
Intermodulation IM3 (dBc)		≤ -153 (2 x 43 dBm carrier)				≤ -153 (2 x 43 dBm carrier)			
Impedance (Ω)		50				50			
Grounding		DC Ground				DC Ground			

Electrical Properties									
Frequency range (MHz)		2 x (1427 - 2690)							
		1427 - 1518	1695 - 1990	1920 - 2200	2200 - 2490	2490 - 2690			
Polarization		+45° , -45°							
Electrical downtilt (°)		2 - 12 , continuously adjustable, each band separately							
Gain (dBi)	at mid Tilt	15.9	17.2	17.3	17.4	17.5			
	over all Tilts	15.8 ±0.5	17.1 ±0.5	17.2 ±0.5	17.3 ±0.5	17.4 ±0.5			
Side lobe suppression for first side lobe above main beam (dB)		> 15	> 16	> 16	> 16	> 16			
Horizontal 3dB beam width (°)		70 ±7	69 ±6	68 ±6	66 ±6	59 ±7			
Vertical 3dB beam width (°)		8.8 ±0.5	7.1 ±0.5	6.3 ±0.5	5.6 ±0.3	5.1 ±0.4			
VSWR		< 1.5							
Cross polar isolation (dB)		≥ 28							
Interband isolation (dB)		≥ 26							
Front to back ratio , ±30° (dB)		> 23	> 26	> 25	> 24	> 24			
Cross polar ratio (dB)		0°	> 18	> 18	> 18	> 18			
Max. power per input (W)		250 (at 50°C ambient temperature)*							
Intermodulation IM3 (dBc)		≤ -153 (2 x 43 dBm carrier)							
Impedance (Ω)		50							
Grounding		DC Ground							

* Total power : 700 W (at 50°C ambient temperature)

1. Values based on NGMN recommendations on Base Station Antenna Standards (BASTA).
2. Electrical datasheet in XML format is available.

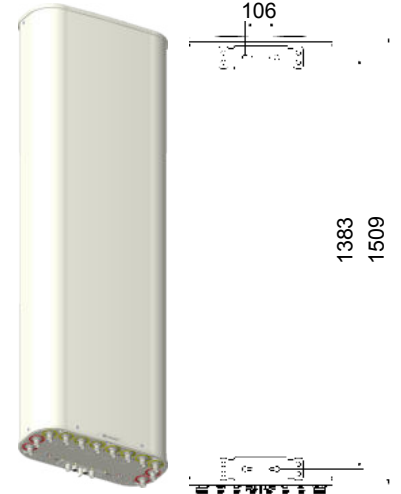
ASI4518R37v06

DXXXXXX-690-960/690-960/1427-2690/1427-2690/1695-2690/1695-2690-65/65/65/65/65/65-14.5i/14.5i/17.5i/17.5i/17.5i/17.5i-M/M/M/M/M/M-R
EasyRET 2L4H 12-Port Antenna with 6 Integrated RCUs -1.5m



Mechanical Properties

Antenna dimensions (H x W x D) (mm)	1509 x 469 x 206
Packing dimensions (H x W x D) (mm)	1760 x 540 x 250
Antenna weight (kg)	30.9
Clamps weight (kg)	3.6 (2 units)
Antenna packing weight (kg)	40.9 (Included clamps)
Mast diameter supported (mm)	50 - 115
Radome material	GFRPP
Radome colour	Light grey
Operational temperature (°C)	-40 .. +65
Wind load (N)*	Frontal: 445 (at 150 km/h) Lateral: 265 (at 150 km/h) Maximum: 590 (at 150 km/h)
Max. operational wind speed (km/h)	200
Survival wind speed (km/h)	250
Connector	12 x 4.3-10 Female
Connector position	Bottom

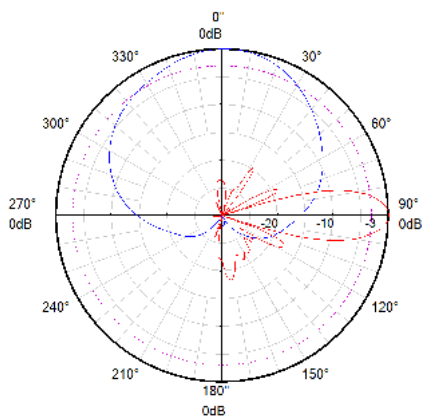


*Parameters and values based on *BASTA Passive Antenna Whitepaper V10.1 Rev1.8* (24 May 2018), and may be changed following the final version.

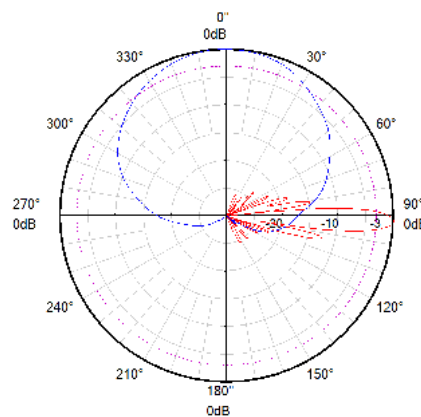
Accessories

Item	Model	Description	Weight	Units per antenna
Downtilt kit	ASMDT0D01	Mechanical downtilt: 0 - 16 °	2.1 kg	1 (Separate packing)

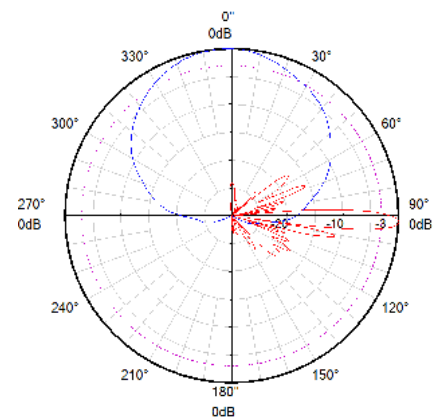
Pattern sample for reference



690 - 960



1427 - 2690



1695 - 2690

ASI4518R37v06

DXXXXXX-690-960/690-960/1427-2690/1427-2690/1695-2690/1695-2690-65/65/65/65/65/65-14.5i/14.5i/17.5i/17.5i/17.5i/17.5i-M/M/M/M/M/M-R
EasyRET 2L4H 12-Port Antenna with 6 Integrated RCUs -1.5m



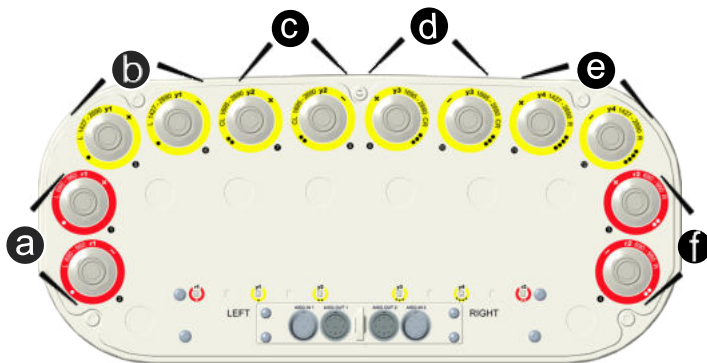
Integrated RET Specifications

Properties								
RET type	Integrated RET							
RET protocols*	AISG 2.0 / 3GPP							
Input voltage range (V)	10 - 30 DC							
Power consumption (W)	< 0.5 (when the motor does not work, 12 V) < 4.5 (when the motor is working, 12 V) < 10 (when the motor is starting up or shutting down, 12 V)							
Adjustment time (full range) (s)	Typ. 40 (typically, depending on antenna type)							
RET connector	4 x 8 pin connector according to IEC 60130-9 Daisy chain in: Male / Daisy chain out: Female							
Pin assignment according AISG	1	2	3	4	5	6	7	8
	DC	n/c	RS-485B	n/c	RS-485A	DC	DC return	n/c
Lightning protection (kA)	2.5 (10/350 μs) 10 (8/20 μs)							

* Please confirm the AISG protocol of primary station is compatible with RET antenna protocol interface. The protocol of RET antenna software interface is switchable between AISG 2.0/3GPP and AISG 1.1 with a vendor defined command. For more details about protocol switching function, contact Huawei before system installation.

Standards: EN/IEC 60950-1(Safety), EN/IEC 60950-22(Safety – Equipment installed outdoor), EN 55032 (Emission), EN 55024 (Immunity), ETSI EN 301 489, FCC Part15, ICES-003

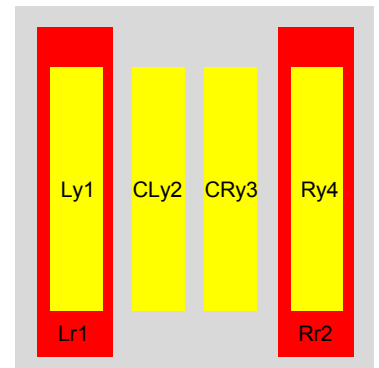
Certification: CE, FCC, IC, RCM, RoHS, REACH, WEEE



Integrated RET S/N:

- a HWMxxx.....Lr1
- b HWMxxx.....Ly1
- c HWMxxx.....CLy2
- d HWMxxx.....CRy3
- e HWMxxx.....Ry4
- f HWMxxx.....Rr2

r - Red y - Yellow
L - Left array R - Right array C - Center array



NOTE

1. Facilities, such as towers and poles, must bear the weight and wind load of antennas.
2. HUAWEI 's standard brackets and accessories must be used for any installation.
3. The antenna working environment must meet the requirements specified in the datasheet.
4. Only qualified personnel are allowed to perform installation. Installation tools and procedures must conform to requirements described in the antenna installation guide.



Republic of Namibia
Annotated Statutes

REGULATIONS

REGULATIONS MADE IN TERMS OF

**Atomic Energy and Radiation Protection
Act 5 of 2005**
section 43(1)

Non-Ionising Radiation Regulations

Government Notice 126 of 2020

(GG 7228)

came into force on date of publication: 04 June 2020

The Government Notice which publishes these regulations notes that they were made on the recommendation of the Atomic Energy Board.

ARRANGEMENT OF REGULATIONS

1. Definitions
2. Application
3. Purpose
4. Registration of non-ionising radiation sources
5. Application for licence
6. Non-ionising radiation exposure limits
7. Public exposure protection
8. Occupational exposure protection
9. Compliance
10. Reporting and management

Annexure: Table 1: Basic Restrictions - Public Exposure
Table 2: Reference Levels - Public Exposure
Table 3: Basic Restrictions - Occupational Exposure
Table 4: Reference Levels - Occupational Exposure

REGULATIONS
Atomic Energy and Radiation Protection Act 5 of 2005
Non-Ionising Radiation Regulations

Definitions

1. In these regulations a word or an expression to which a meaning has been assigned in the Act has that meaning, and unless the context otherwise indicates -

“adverse health effect” means a biological effect that has a short or long term detrimental effect on mental, physical or general wellbeing of exposed people;

“basic restrictions” means restrictions on exposure to non-ionising radiation that are based on established health effects;

“declaration of compliance” means a document signed by a supplier or manufacturer that attests that a device or an installation to which the declaration refers meets the requirements of these regulations;

“device” means a manufactured product that emits non-ionising radiation;

“exposure” means the subjection of a natural person to non-ionising radiation other than those originating from physiological processes in the human body and other natural phenomena;

“health” means a state of complete physical, mental and social well-being and not merely the absence of disease or infirmity;

“installation” means a construction that incorporates a non-ionising radiation source;

“licence”, in relation to non-ionising radiation, means a licence contemplated in section 16(1)(b) of the Act;

“member of public” means a person who is not a worker under occupational exposure or a patient under medical exposure;

“non-ionising radiation exposure limit” means an upper limit on human exposure to non-ionising radiation to protect against adverse physiological responses that are causally related to the fields and which limit is not intended to provide protection against other effects such as psychological arising from fear of such exposure;

[There seems to be a word missing after “psychological”.]

“non-ionising radiation source” means a device or an installation that emits non-ionising radiation;

“occupational exposure” means exposure to non-ionising radiation experienced by a worker in the course of performing his or her work;

“owner of a device or an installation” means a person who owns, is responsible for, or is in charge of, a device or an installation;

“public exposure” means exposure to non-ionising radiation experienced by members of public, excluding occupational exposure or medical exposure;

“reference level” means non-ionising radiation exposure limit level used for practical exposure assessment in order to determine whether the basic restrictions are likely to be exceeded;

REGULATIONS
Atomic Energy and Radiation Protection Act 5 of 2005
Non-Ionising Radiation Regulations

“surveillance” means to monitor human exposure to non-ionising radiation, or to monitor non-ionising radiation sources;

“the Act” means the Atomic Energy and Radiation Protection Act, 2005 (Act No. 5 of 2005);

“trained worker” means a worker or a self-employed individual who is exposed to non-ionising radiation at work and who has received necessary information and training about non-ionising radiation protective measures; and

“worker” means a natural person or a self-employed natural person who is subjected to non-ionising radiation at work.

Application

2. (1) These regulations apply to non-ionising radiation sources -

- (a) in the frequency range of 0 to 300 GHz; and
- (b) listed in subregulation (2).

(2) For purposes of subregulation (1), the non-ionising radiation sources to which these regulations apply are -

- (a) telecommunications and broadcasting installations which are -
 - (i) TV antenna towers;
 - (ii) radio antenna towers;
 - (iii) cellular base stations; and
 - (iv) microwave dish antennas;
- (b) medical applications which are -
 - (i) magnetic resonance imaging (MRI); and
 - (ii) diathermy and hyperthermia;
- (c) ultraviolet (UV) sun lamps; and
- (d) high power lasers.

(3) Chapter 4 of the Act, excluding section 16(1)(a) and (c), (2)(a) and (c) and (3) of that section applies with the necessary changes to non-ionising radiation sources referred to in subregulation (2).

[The words “of that section” are redundant, and there should be a comma before the word “applies” to offset the preceding phrase properly.]

Purpose

3. The purpose of these regulations is -

REGULATIONS
Atomic Energy and Radiation Protection Act 5 of 2005
Non-Ionising Radiation Regulations

- (a) to protect members of the public and workers from adverse health effects arising from exposure to non-ionising radiation in the living or working environment; and
- (b) to set non-ionising radiation exposure limits for members of the public and workers in order to protect them from the known adverse health effects of non-ionising radiation.

Registration of non-ionising radiation sources

4. (1) For the purposes of section 18 of the Act, an application for the registration of a non-ionising radiation source, every facility used in respect of such non-ionising radiation source and the location where such non-ionising radiation source is used and stored must be made in writing and must contain the following -

- (a) particulars of all licences, permits, registrations or similar permissions issued to the applicant relating to non-ionising radiation;
- (b) full particulars of non-ionising radiation source and any facilities where the non-ionising radiation source will be installed, in the case of an installation;
- (c) the purpose for which the non-ionising radiation source will be used;
- (d) particulars of all classes of persons, including members of the public and workers and any other class of person who will be exposed to non-ionising radiation;
- (e) all relevant information required to assess the doses of non-ionising radiation to which each class of person referred to in paragraph (d) will be exposed; and
- (f) all relevant particulars that may be necessary to enable the Authority to assess the risk relating to non-ionising radiation source.

(2) The Authority may provide forms on which applicants for registration must apply, and the Authority may provide different forms for different classes of registration.

(3) The Director-General may request any relevant information or document in order to evaluate the application for registration in terms of these regulations.

- (4) A person who -
 - (a) has imported into Namibia a non-ionising radiation source; or
 - (b) has been operating or using a non-ionising radiation source, before the commencement of these regulations and to which these regulations apply must, within 90 days of the commencement of these regulations, make an application in accordance with section 19 of the Act for the registration of the non-ionising radiation source, facility and location as contemplated in subregulation (1).

Application for licence

5. (1) An application for a licence must be in writing and must, in addition to the information and particulars required by the Act, contain the following particulars -

REGULATIONS
Atomic Energy and Radiation Protection Act 5 of 2005
Non-Ionising Radiation Regulations

- (a) the personal particulars of the applicant;
- (b) particulars of all other licences or registrations granted by other public bodies in relation to the activities relating to the practices and use of non-ionising radiation sources; and
- (c) particulars of all practices for which the applicant intends to be licensed.

(2) The Authority may provide forms on which applicants must apply, and the Authority may provide different forms in respect of different classes of non-ionising radiation sources.

(3) The Director-General may request relevant information or document in order to evaluate an application for the licence.

(4) If required by the Director-General, the applicant must provide a non-ionising radiation management plan which must include -

- (a) a comprehensive and technical description of the practices for which the applicant applies to be licensed;
- (b) full particulars of the results of impact assessment and other studies that have been carried out in respect of the practice concerned;
- (c) a description of the organisational arrangements, including roles and responsibilities of all persons, and radiation safety officers, and assignment of responsibilities to different operational levels;
- (d) a description of the measures to be introduced for the assessment and optimisation of radiation protection of workers in accordance with the requirements of these regulations;
- (e) a description of the measures to be introduced for the assessment and optimisation of radiation protection for the environment and public in accordance with the requirements of these regulations; and
- (f) a description of potential accident scenarios and a comprehensive description of the response and preparedness plan.

(5) A person who -

- (a) has imported into Namibia a non-ionising radiation source; or
- (b) has been operating or using a non-ionising radiation source,

before the commencement of these regulations and to which these regulations apply must, within 90 days of the commencement of these regulations, make an application in accordance with section 21 of the Act for a licence.

Non-ionising radiation exposure limits

6. (1) The Guidelines for Limiting Exposure to Time-Varying Electric, Magnetic and Electromagnetic Fields, up to 300 GHz, by the International Commission on Non-Ionizing

REGULATIONS
Atomic Energy and Radiation Protection Act 5 of 2005
Non-Ionising Radiation Regulations

Radiation Protection with respect to basic restrictions and reference levels are adopted as the relevant non-ionising radiation exposure limits for the purposes of these regulations.

(2) The Authority must ensure that any non-ionising radiation source in Namibia or that is imported into Namibia complies with the non-ionising radiation exposure limits contemplated in subregulation (1) and must take appropriate measures to ensure that an importer of non-ionising radiation source or an owner of a device or an installation complies with the non-ionising radiation exposure limit.

(3) The Authority must implement the necessary compliance measures of the Guidelines by the International Commission on Non-Ionizing Radiation Protection as well as other compliance measures as contemplated in these regulations.

(4) An importer of non-ionising radiation source or an owner of a device or an installation must always ensure compliance with the basic restrictions and the Authority must take measures to ensure that the importer or owner complies with such basic restrictions.

(5) An importer of non-ionising radiation source or an owner of a device or an installation may not allow such device or an installation to exceed the basic restrictions but such device or an installation may exceed reference levels.

[The word “an” is superfluous when it appears before “installation”
after the phrase “such a device or”.]

Public exposure protection

7. (1) The limits of exposure to non-ionising radiation for members of the public in respect of -

- (a) basic restrictions in areas where members of the public have access are as set out in Table 1 of the Annexure; and
- (b) reference levels in areas where members of the public have access are as set out in Table 2 of the Annexure.

(2) An area to which members of the public have access and in or at which non-ionising radiation exposure is at or below -

- (a) the basic restrictions set out in Table 1 of the Annexure, complies with these regulations; and
- (b) the reference levels set out in Table 2 of the Annexure, complies with these regulations.

(3) An area to which members of the public have access and in or at which non-ionising radiation exposure exceeds the basic restrictions set out in Table 1 of the Annexure are not in compliance with these regulations and such area is subject to the measures contemplated in regulation 9.

(4) An importer of non-ionising radiation source or an owner of a device or an installation must undertake an evaluation to establish whether exposure to non-ionising radiation exceeds the basic restrictions in respect of an area where members of the public have access and in or at which the reference levels set out in Table 2 of the Annexure are exceeded.

REGULATIONS
Atomic Energy and Radiation Protection Act 5 of 2005
Non-Ionising Radiation Regulations

Occupational exposure protection

8. (1) The limit of exposure to non-ionising radiation for trained workers in respect of -

- (a) basic restrictions in their occupational exposure are as set out in Table 3 of the Annexure; and
- (b) reference levels in their occupational exposure are as set out in Table 4 of the Annexure.

(2) Unless an evaluation indicates that there is no risk of adverse health effect, the limit of exposure to non-ionising radiation for occupational exposure of the categories of workers referred to in subregulation (3) must be the same limit as the limit applicable to members of the public, namely -

- (a) basic restrictions as set out in Table 1 of the Annexure; and
 - (b) reference levels as set out in Table 2 of the Annexure.
- (3) The categories of workers referred to in subregulation (2) are -
- (a) workers who share the same area or environment with members of the public by virtue of the nature of the service being provided to the public;
 - (b) pregnant women who have informed their employers of their pregnancies;
 - (c) workers who have metallic prostheses, cardiac pacemakers, defibrillators and other electro-medical devices that are known to suffer adverse interference from non-ionising radiation exposure levels; and
 - (d) workers who have not received appropriate training regarding workplace procedures in areas where the basic restrictions, set out in Table 1 of the Annexure, could be exceeded.

(4) Subject to subregulation (2), workplaces where workers are exposed to non-ionising radiation and the limit -

- (a) is at or below the reference levels set out in Table 4 of the Annexure, complies with these regulations; and
- (b) exceeds the reference levels set out in Table 4 of the Annexure, an evaluation must be undertaken to establish if non-ionising radiation exposure exceeds the basic restrictions.

(5) Subject to subregulation 2, workplaces where workers are exposed to non-ionising radiation and the limit -

- (a) is at or below the basic restrictions set out in Table 3 of the Annexure such workplaces are in compliance with these regulations; and

REGULATIONS
Atomic Energy and Radiation Protection Act 5 of 2005
Non-Ionising Radiation Regulations

- (b) exceeds the basic restrictions set out in Table 3 of the Annexure are not in compliance with these regulations and are subjected to the measures contemplated in regulation 9.

[The word “subjected” should be “subject”.]

Compliance

9. (1) In ensuring compliance with these regulations, the Authority may require an importer of non-ionising radiation sources or an owner of a device or an installation to take appropriate measures in areas where the public and workers have access and which areas do not complying with these regulations.

[The word “complying” should be “comply”.]

- (2) The measures referred to in subregulation (1) may include -
- (a) putting in place surveillance requirements for purposes of measuring, calculating or monitoring of the exposure of members of the public and workers to non-ionising radiation;
 - (b) taking mitigating action if non-ionising radiation sources are not in compliance with non-ionising radiation exposure limits;
 - (c) the measuring or monitoring of non-ionising radiation sources;
 - (d) extending the boundaries of areas where reference levels has been exceeded and restricting access to the areas;

[The word “has” should be “have”.]

- (e) requiring the use of appropriate signs, warnings and public notices; or
- (f) taking any other measures that are necessary to ensure compliance with non-ionising radiation exposure limits.

(3) In addition to any compliance measure that may be undertaken under subregulation (2), the Authority may require a manufacturer, supplier, importer or installer of a device or an installation to demonstrate compliance with the non-ionising radiation exposure limits by means of a measurement or declaration of compliance or by a certificate of compliance.

Reporting and management

10. (1) Any measurement or evaluation by an importer of non-ionising radiation sources or an owner of a device or an installation to establish compliance with these regulations as may be required by the Authority must be made in the presence of a radiation protection officer or must be authorised in writing by the Authority to be made by the importer or owner.

(2) Where there is no subsequent increase on non-ionising radiation exposure limit level after the measurement or evaluation is undertaken under subregulation (1), the result of the measurement and evaluation remains valid for a period specified by the Authority and communicated in writing by the Authority to an importer of non-ionising radiation sources or an owner of a device or an installation.

REGULATIONS
Atomic Energy and Radiation Protection Act 5 of 2005
Non-Ionising Radiation Regulations

(3) The verification of compliance is based on the conditions that leads to the highest non-ionising radiation exposure, worst-case conditions, produced under normal operating conditions and employ appropriate internationally recognised measurement and evaluation protocols.

[The word “leads” should be “lead”.]

(4) If measurements are not made under the highest non-ionising radiation exposure, worst-case conditions, as contemplated in subregulation (3), the non-ionising radiation exposure for the worst-case conditions is calculated or extrapolated on the basis of the measured values and measurements must take into account exposure to multiple non-ionising radiation sources and frequencies using the appropriate internationally recognised measurement and evaluation protocols.

(5) The Authority may require an importer of non-ionising radiation sources or an owner of a device or an installation to undertake measurement or an evaluation if any device or installation emitting non-ionising radiation in an area is added and is likely to significantly increase the non-ionising radiation exposure to members of the public or workers.

(6) The measurement or evaluation methods applicable to these regulations are the measurement or evaluation methods developed by international standards setting agencies such as the International Electrotechnical Commission (IEC), the European Committee for Electrotechnical Standardization (CENELEC), the Institute of Electrical, International Telecommunications Union (ITU) and the Institute of Electrical and Electronics Engineers (IEEE).

ANNEXURE

- Table 1: Basic Restrictions - Public Exposure
- Table 2: Reference Levels - Public Exposure
- Table 3: Basic Restrictions - Occupational Exposure
- Table 4: Reference Levels - Occupational Exposure

Basic Restrictions and Reference Levels, Tables 1 - 4

Table 1
Basic Restrictions - Public Exposure

(Basic restrictions for time varying electric and magnetic fields for frequencies up to 10GHz)

Exposure characteristics	Frequency range	Current density for head and trunk (mA m ⁻²) (rms)	Whole-body average SAR (W kg ⁻¹)	Localized SAR (head and trunk) (W kg ⁻¹)	Localized SAR (limbs) (W kg ⁻¹)
General public exposure	up to 1 Hz	8	-	-	-
	1–4 Hz	8/f	-	-	-
	4 Hz–1 kHz	2	-	-	-
	1–100 kHz	f/500	-	-	-
	100 kHz–10 MHz	f/500	0.08	2	4
	10 MHz–10 GHz	-	0.08	2	4

Basic restrictions for power density for frequencies between 10 and 300 GHz.

Exposure characteristics	Power density (W m ⁻²)
General public	10

REGULATIONS
Atomic Energy and Radiation Protection Act 5 of 2005
Non-Ionising Radiation Regulations

Note (a):

1. f is the frequency in hertz.
2. Because of electrical inhomogeneity of the body, current densities should be averaged over a cross-section of 1 cm² perpendicular to the current direction.
[The term "cm²" should probably be "cm²".]
3. For frequencies up to 100 kHz, peak current density values can be obtained by multiplying the rms value by $\sqrt{2}$ (1.414). For pulses of duration tp the equivalent frequency to apply in the basic restrictions should be calculated as $f \sqrt{5} / (2tp)$.
[The letter "u" may have been intended to be the symbol "μ", which stands for "micro" and denotes 1/1 000 000.]
4. For frequencies up to 100 kHz and for pulsed magnetic fields, the maximum current density associated with the pulses can be calculated from the rise/fall times and the maximum rate of change of magnetic flux density. The induced current density can then be compared with the appropriate basic restriction.
5. All SAR values are to be averaged over any 6-min period.
6. Localized SAR averaging mass is any 10 g of contiguous tissue; the maximum SAR so obtained should be the value used for the estimation of exposure.
7. For pulses of duration tp the equivalent frequency to apply in the basic restrictions should be calculated as $f \sqrt{5} / (2tp)$. Additionally, for pulsed exposures in the frequency range 0.3 to 10 GHz and for localized exposure of the head, in order to limit or avoid auditory effects caused by thermoelastic expansion, an additional basic restriction is recommended. This is that the SA should not exceed 10 mJ kg⁻¹ for workers and 2mJ kg⁻¹ for the general public, averaged over 10 g tissue.

Note (b):

1. Power densities are to be averaged over any 20 cm² of exposed area and any $68/f$ 1.05-min period (where f is in GHz) to compensate for progressively shorter penetration depth as the frequency increases.
[The term "cm²" should probably be "cm²".]
2. Spatial maximum power densities, averaged over 1 cm², should not exceed 20 times the values above.
[The term "cm²" should probably be "cm²".]

Table 2
Reference Levels - Public Exposure

(Reference levels for general public exposure to time-varying electric and magnetic fields (unperturbed rms values))

Frequency range	E-field strength (V m ⁻¹)	H-field strength (A m ⁻¹)	B-field (μT)	Equivalent plane wave power density Seq (W m ⁻²)
up to 1 Hz	-	3.2 x 10 ⁴	4 x 10 ⁴	-
1–8 Hz	10,000	3.2 x 10 ⁴ /f ²	4 x 10 ⁴ /f ²	-
8–25 Hz	10,000	4,000/f	5,000/f	-
0.025–0.8 kHz	250/f	4/f	5/f	-
0.8–3 kHz	250/f	5	6.25	-
3–150 kHz	87	5	6.25	-
0.15–1 MHz	87	0.73/f	0.92/f	-
1–10 MHz	87/f ^{1/2}	0.73/f	0.92/f	-
10–400 MHz	28	0.073	0.092	2
400–2,000 MHz	1.375 f ^{1/2}	0.0037f ^{1/2}	0.0046f ^{1/2}	f/200
2–300 GHz	61	0.16	0.20	10

REGULATIONS
Atomic Energy and Radiation Protection Act 5 of 2005
Non-Ionising Radiation Regulations

Note:

1. f as indicated in the frequency range column.
2. Provided that basic restrictions are met and adverse indirect effects can be excluded, field strength values can be exceeded.
3. For frequencies between 100 kHz and 10 GHz, Seq , E2, H2, and B2 are to averaged over any 6-min period.
[The word “be” appears to be missing after “averaged”.]
4. For peak values at frequencies up to 100 kHz see Table 4, note 3.
5. For peak values at frequencies exceeding 100 kHz see Figs. 1 and 2. Between 100 kHz and 10 MHz, peak values for the field strengths are obtained by interpolation from the 1.5-fold peak at 100 kHz to the 32-fold peak at 10 MHz. For frequencies exceeding 10 MHz it is suggested that the peak equivalent plane wave power density, as averaged over the pulse width does not exceed 1,000 times the Seq restrictions, or that the field strength does not exceed 32 times the field strength exposure levels given in the table.
6. For frequencies exceeding 10 GHz, Seq , E2, H2, and B2 are to be averaged over any $68/f$ 1.05-min period (f in GHz).
7. No E-field value is provided for frequencies, 1 Hz, which are effectively static electric fields. Perception of surface electric charges will not occur at field strengths less than 25 kVm². Spark discharges causing stress or annoyance should be avoided.

Table 3
Basic Restriction Levels - Occupational Exposure

(Basic restrictions for time varying electric and magnetic fields for frequencies up to 10 GHz - Occupational Exposure).

Exposure characteristics	Frequency range	Current density for head and trunk (mA m ⁻²) (rms)	Whole-body average SAR (W kg ⁻¹)	Localized SAR (head and trunk) (W kg ⁻¹)	Localized SAR (limbs) (W kg ⁻¹)
Occupational exposure	Upto 1 Hz	40	-	-	-
	1-4 Hz	$40/f$	-	-	-
	4 Hz-1 kHz	10	-	-	-
	1-100 kHz	$f/100$	-	-	-
	100 kHz-10 MHz	$f/100$	0.4	10	20
	10 MHz-10 GHz	-	0.4	10	20

Basic restrictions for power density for frequencies between 10 and 300 GHz.

Exposure characteristics	Power density (W m ⁻²)
Occupational exposure	50

Note:

1. f is the frequency in hertz.
2. Because of electrical inhomogeneity of the body, current densities should be averaged over a cross-section of 1 cm² perpendicular to the current direction.
[The term “cm2” should probably be “cm²”.]
3. For frequencies up to 100 kHz, peak current density values can be obtained by multiplying the rms value by $\sqrt{2}$ (1.414). For pulses of duration tp the equivalent frequency to apply in the basic restrictions should be calculated as $f\sqrt{2}/(2tp)$.
[The letter “u” may have been intended to be the symbol “μ”, which stands for “micro” and denotes 1/1 000 000.]
4. For frequencies up to 100 kHz and for pulsed magnetic fields, the maximum current density associated with the pulses can be calculated from the rise/fall times and the maximum rate

REGULATIONS
Atomic Energy and Radiation Protection Act 5 of 2005
Non-Ionising Radiation Regulations

of change of magnetic flux density. The induced current density can then be compared with the appropriate basic restriction.

5. All SAR values are to be averaged over any 6-min period.
6. Localized SAR averaging mass is any 10 g of contiguous tissue; the maximum SAR so obtained should be the value used for the estimation of exposure.
7. For pulses of duration tp the equivalent frequency to apply in the basic restrictions should be calculated as $f \sqrt{1/(2tp)}$. Additionally, for pulsed exposures in the frequency range 0.3 to 10 GHz and for localized exposure of the head, in order to limit or avoid auditory effects caused by thermoelastic expansion, an additional basic restriction is recommended. This is that the SA should not exceed 10 mJ kg⁻¹ for workers and 2 mJ kg⁻¹ for the general public, averaged over 10 g tissue.
8. Power densities are to be averaged over any 20 cm² of exposed area and any $68/f$ 1.05-min period (where f is in GHz) to compensate for progressively shorter penetration depth as the frequency increases.
[The term “cm²” should probably be “cm²”.]
9. Spatial maximum power densities, averaged over 1 cm², should not exceed 20 times the values above.
[The term “cm²” should probably be “cm²”.]

[The term “cm²” should probably be “cm²”.]

Table 4
Reference Levels - Occupational Exposure
 (Reference levels for occupational exposure to time-varying electric and magnetic fields (unperturbed rms values)).

Frequency range	E-field strength (V m ⁻¹)	H-field strength (A m ⁻¹)	B-field (μT)	Equivalent plane wave power density Seq (W m ⁻²)
up to 1 Hz	-	1.63 x 10 ⁵	2 x 10 ⁵	-
1–8 Hz	20,000	1.63 x 10 ⁵ / f^2	2 x 10 ⁵ / f^2	-
8–25 Hz	20,000	2 x 10 ⁴ / f	2.5 x 10 ⁴ / f	-
0.025–0.82 kHz	500/ f	20/ f	25/ f	-
0.82–65 kHz	610	24.4	30.7	-
0.065–1 MHz	610	1.6/ f	2.0/ f	-
1–10 MHz	610/ f	1.6/ f	2.0/ f	-
10–400 MHz	61	0.16	0.2	10
400–2,000 MHz	3 $f^{1/2}$	0.008 $f^{1/2}$	0.01 $f^{1/2}$	$f/40$
2–300 GHz	137	0.36	0.45	50

Note:

1. f as indicated in the frequency range column.
2. Provided that basic restrictions are met and adverse indirect effects can be excluded, field strength values can be exceeded.
3. For frequencies between 100 kHz and 10 GHz, Seq, E2, H2, and B2 are to be averaged over any 6-min period.
4. For peak values at frequencies up to 100 kHz see Table 4, note 3.
5. For peak values at frequencies exceeding 100 kHz see Figs. 1 and 2. Between 100 kHz and 10 MHz, peak values for the field strengths are obtained by interpolation from the 1.5-fold peak at 100 kHz to the 32-fold peak at 10 MHz. For frequencies exceeding 10 MHz it is suggested that the peak equivalent plane wave power density, as averaged over the pulse width, does not exceed 1,000 times the Seq restrictions, or that the field strength does not exceed 32 times the field strength exposure levels given in the table.

REGULATIONS
Atomic Energy and Radiation Protection Act 5 of 2005
Non-Ionising Radiation Regulations

6. For frequencies exceeding 10 GHz, Seq, E2, H2, and B2 are to be averaged over any $68/f$ 1.05-min period (f in GHz).
7. No E-field value is provided for frequencies, 1 Hz, which are effectively static electric fields. Electric shock from low impedance sources is prevented by established electrical safety procedures for such equipment.