







66 kV Gerus - Otjiwarongo Line

Gerus Substation: -21496324°; 16.452707°

Otjiwarongo Substation: -20.461542°; 16.634015°

Gerus Substation

Legend

-  - 220.000 kV
-  - 33.000 kV
-  - 66 kV Gerus - Otjiwarongo line
-  Gerus Substation
-  Otjiwarongo Substation
-  Zambezi - Gerus - 350.000 kV

D2430

D2505

B1

D2430

B1

D2440

Otjiwarongo

Otjiwarongo Substation

Google Earth

Image © 2023 Maxar Technologies

Image © 2023 Airbus

Image © 2023 CNES / Airbus

10 km

