

Amended Environmental Management Plan (EMP) for Walvis Bay Ext 16, 17 & 20

March, 2021

**Prepared and Submitted By:
Environmental Consultants CC**

No. 1186, Abraham Iyambo Street
Swakopmund
P.O.Box 1990
Walvis Bay
Cell: +26481 167 2175
Email: gandkenviro@gmail.com

Contents

1. Summary of Amendments	5
2. Introduction	8
3. Responsibilities	10
2.1 Employers Representative	11
2.2 Environmental Control Officer.....	12
2.3 Contractor.....	13
4. Management Requirements	14
5. Planning and Design Phase	15
6. Construction Tender Preparation Phase	18
7. Construction Mitigation Details	19
7.1 Section 1: Waste management.....	20
7.2 Section 2: Borrow Pits (if any)	21
7.3 Section 3: Flooding.....	21
7.4 Section 4: Health and Safety	22
7.5 Section 5: Dust and Noise	23
7.6 Section 6: Environmental Awareness and Training.....	23
7.7 Section 7: Employment creation and Recruitment.....	23
7.8 Section 8: Stakeholder Communication	24
7.9 Section 9: Socio-economic and Miscellaneous.....	25
8. Operation and Maintenance Phase	26
9. Decommissioning	26
10. Conclusion and Recommendations	27

List of Figures

Figure 1: Revised Extension 16 and Extension 20, alongside developed Extension 17	5
Figure 2: Revised outlay of the new Extension 16, to be known as Extension 20.....	6
Figure 3: Initial Layout of consolidated Erf X, known as Walvis Bay Extension 16.....	8
Figure 4: Layout of consolidated Erf 4686, known as Walvis Bay Extension 17.....	9

List of Tables

Table 1: Relevant guidelines and legislated permit requirements.....	15
Table 2: Management requirements for the Planning and Design phase	17
Table 3: Construction tender preparation phase management requirements	18
Table 4: Generic and site-specific environmental management actions for the construction phase	19
Table 5: Operation and maintenance phase mitigation measures.....	26
Table 6: Decommissioning phase mitigation measures.	26

Abbreviations

BID	Background Information Document
CV	Curriculum Vitae
DEA	Department of Environmental Affairs
EA	Environmental Assessment
ECC	Environmental Clearance Certificate
EIA	Environmental Impact Assessment
EMP	Environmental Management Plan
GG	Government Gazette
GN	Government Notice
ha	Hectare
HIV	Human Immunodeficiency Virus

1. Summary of Amendments

An Environmental Clearance Certificate (ECC) was issued for Walvis Bay Extension 16 and 17 on 12 April 2016 which expired on 12 April 2019. Walvis Bay Extension 17 was developed and implemented (figure 1), however, the township layout for Walvis Bay Extension 16 has been redesigned and split into Walvis Bay Extension 16 and 20.

As part of the submission to the Urban and Regional Planning Board, a valid ECC is required for Walvis Bay Extension 16 and 20. Walvis Bay is one of the fastest growing towns in Namibia, with increase demand for housing and serviced land. It is in response to the above requirements that an amended & renewed clearance certificate is required for the subdivision of extension 16 into Extension 20.



Figure 1: Revised Extension 16 and Extension 20, alongside developed Extension 17

The original extension 16 had only 77 erven. However, due to increase demand for residential erven the proponent (Wakuna Investments) requested to revisit the initial design layout of Extension 16 and to increase residential erven. Extension 16 is thus proposed to be subdivided further into extension 20 (figure 2), offering the following additional 221 erven:

- 129 Single/General residential 1
- 4 General Residential

- 5 Business

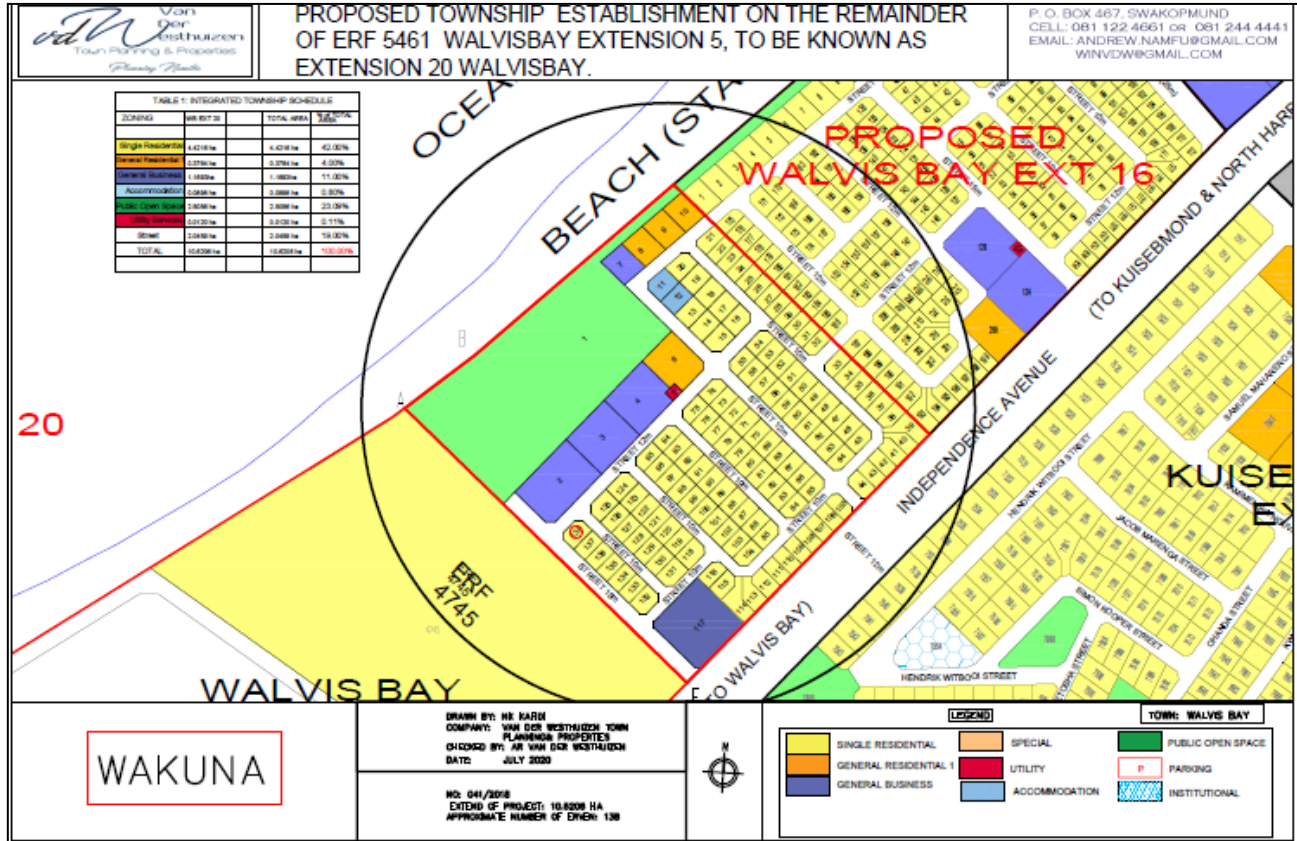


Figure 2: Revised outlay of the new Extension 16, to be known as Extension 20

Pictures of the Extension 16, which is inclusive of Extension 20 are depicted below.



Figure 3: Extension 16 and 20 undeveloped with extension 17 (developed) in the background




Figure 4: Revised Extension 16, consisting of 221 erven and reminder

New revised extension 16 will consists of the following layout as depicted in figure 3 above:

- 210 General Residential
- 3 General Residential 1
- 1 Local Business
- 2 General Business
- 2 Public Open Space
- 1 Institutional
- 2 Utility Services.

2. Introduction

This document details the Environmental Management Plan (EMP) as informed by the Environmental Impact Assessment (EIA) conducted for the townships establishment and subdivision as represented in Figures 5 and 6. G&K Environmental Consultants CC will not be held responsible for any changes to the layout and any environmental impacts that may result as a consequence of such additional changes.

As per the Environmental Management Act (7 of 2007), creation of public roads (streets) cannot take place without Environmental Scoping having been completed and environmental clearance certificate issued from the Directorate of Environmental Affairs (MET).

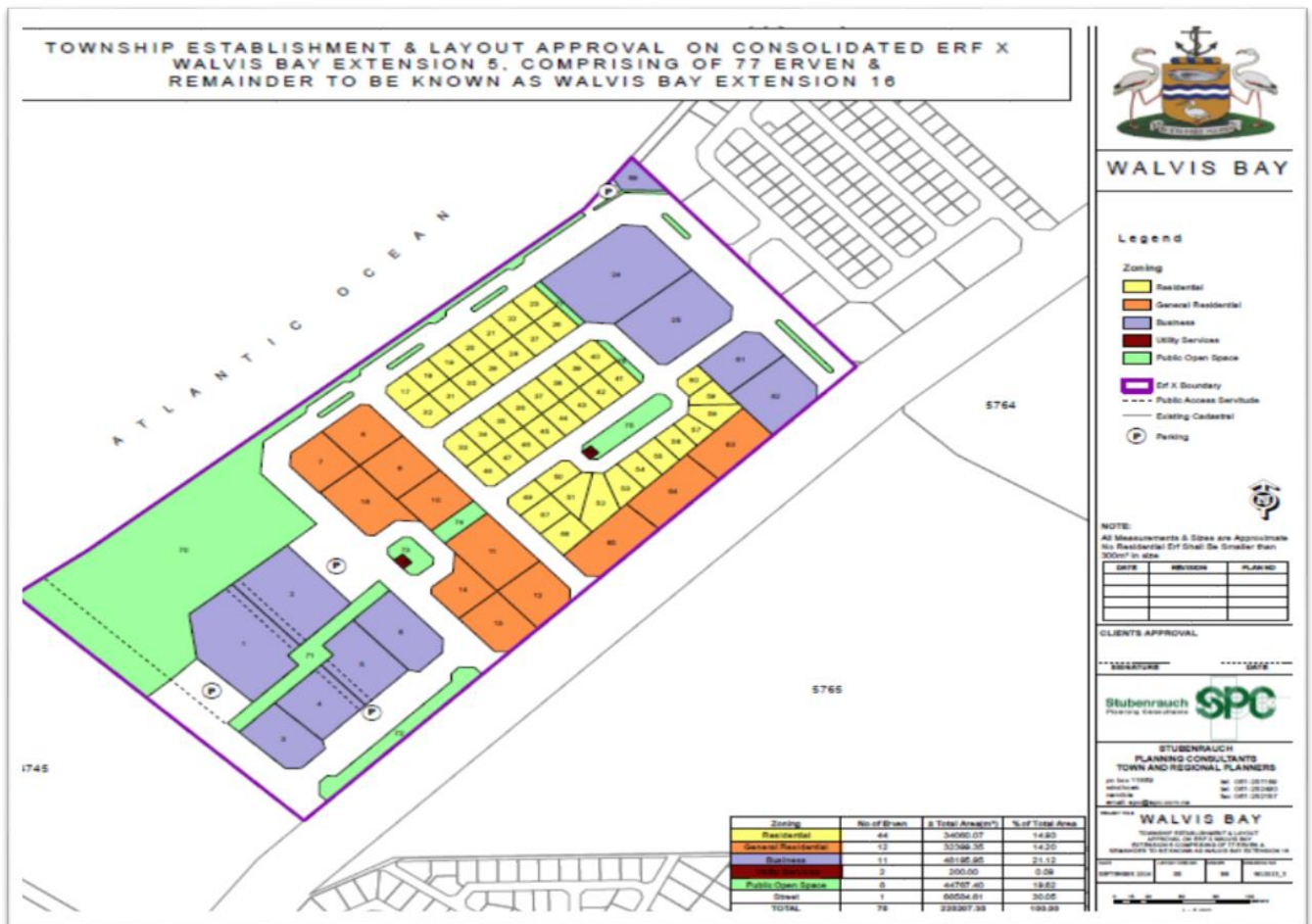


Figure 5: Initial Layout of consolidated Erf X, known as Walvis Bay Extension 16.

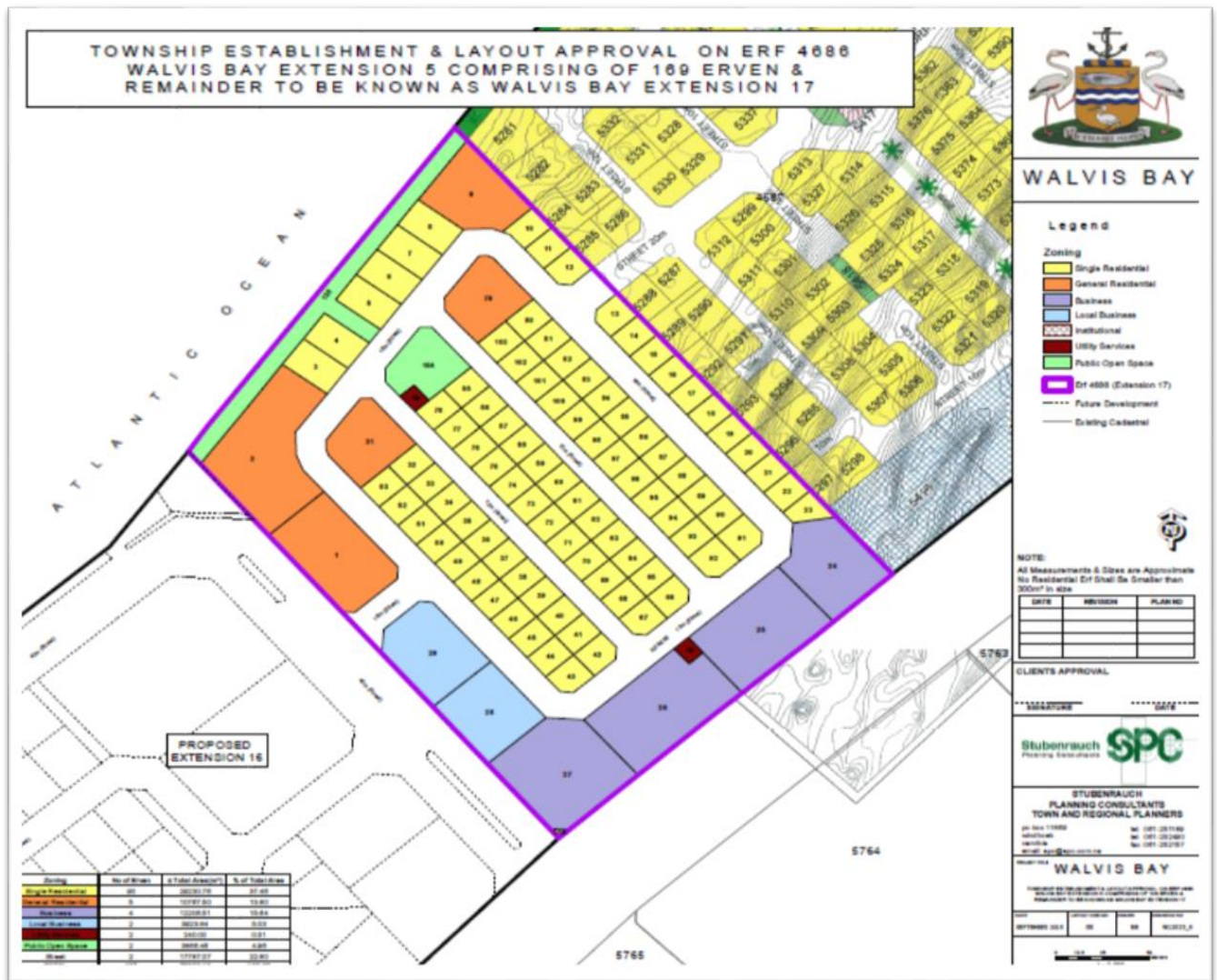


Figure 6: Layout of consolidated Erf 4686, known as Walvis Bay Extension 17.

An EMP is one of the most important products of an Environmental Assessment (EA) process. An EMP synthesises all recommended mitigation and monitoring measures, laid out according to the various stages of a project life cycle, with clearly defined follow-up actions and responsibility assigned to specific actors. This EMP is a legally binding document and has been drafted in accordance with the Namibian Environmental Management Act (No. 7 of 2007) and Environmental Impact Assessment Regulations (2012). This plan describes the mitigation and monitoring measures to be implemented during the following phases of these developments:

- **Planning and Design** – the period, prior to the drafting of construction tender documents, during which preliminary legislative and administrative arrangements, necessary before any erven are sold, are made and detailed engineering designs/drawings are carried out;
- **Construction Tender Preparation** – the period during which Wakuna Investments, having secured the necessary legislative and administrative arrangements, prepare construction tender documents for the development of services infrastructure to service the various erven as well as any other construction process(s) within the development areas;
- **Construction** – the period during which the services infrastructure will be constructed to service the various erven within the townships and subdivided areas; and
- **Operation and Maintenance** – the period during which the services infrastructure will be fully functional and maintained by the Municipality of Walvis Bay and Erongo Red (services pertaining to provision of electricity).

Decommissioning and rehabilitation is not envisaged for these developments. However, in the event that this is deemed necessary, decommissioning and rehabilitation mitigation measures have been provided (see Table 6).

The commitments described here form part of the Environmental Clearance Certificate (ECC) between Wakuna Investments and the state, as represented by the Ministry of Environment and Tourism (MET). Non-compliance is considered illegal and may have legal consequences. The amendment, transfer or renewal of the ECC should be communicated to the Environmental Commissioner as stipulated in the Environmental Management Act (EMA) of 2007 (S 39-42) and its EIA Regulations (S19-20). Any changes to this EMP will require an amendment to the ECC for these developments.

3. Responsibilities

The responsibility for the implementation of the EMP ultimately lies with Wakuna Investments (the Developer), who is also responsible for the eventual operation of these developments. The implementation of this EMP requires the involvement of several key individuals, each fulfilling a different but vital role to ensure sound environmental management during each phase of these developments.

It is recommended that the developer should appoint an Employer's Representative (ER) to oversee all aspects of these developments for all development phases (including all contracts for work outsourced). The Developer may decide to assign this role to one person for the full duration of these developments, or may assign an ER to each of the development phases – i.e. one for the Planning and Design Phase, one for the Construction Phase and one for the Operational and Maintenance Phase. The ER will in turn appoint an Environmental Control Officer (ECO) to oversee the implementation of the whole EMP during the Construction and Operation and Maintenance Phases. Again, the ER (and/or the Developer) may decide to assign this role to one person for both phases, or may assign a different ECO for each phase – i.e. one for the Construction Phase and another for the Operation and Maintenance Phase. The following positions and their respective responsibilities are outlined below:

- Employer's Representative;
- Environmental Control Officer; and
- Contractor (Construction and Operations and Maintenance).

2.1 Employers Representative

The ER is appointed by the Developer to manage all contracts for work/services that are outsourced during all development phases. Any official communication regarding work agreements is delivered through this person. The ER should with the commencement of the project appoint a competent ECO who will represent the Developer on-site.

During the Planning and Design and Construction Tender Preparation Phase, the ER will have the following responsibilities regarding the implementation of this EMP:

- Ensuring that the necessary legal authorisations have been obtained (see Table 1);
- Developing, managing implementation of and maintaining all Development Guidelines;
- Ensure that the management requirements included in Table 3 inform the planning and design of the relevant infrastructure developments (i.e. that these requirements are considered during the Planning and Design Phase not as an afterthought); and

- Ensure that the management requirements included in Table 4 inform the preparation of tender documents for the construction of the relevant infrastructure developments.

During the Construction and Operation and Maintenance Phases the ER shall assist the ECO where necessary and will have the following responsibilities regarding the implementation of this EMP:

- Ensuring that the necessary legal authorisations and permits (see Table 1) have been obtained by the Contractor;
- Assisting the Contractor in finding environmentally responsible solutions to problems with input from the ECO where necessary;
- Ordering the removal of individuals and/or equipment not complying with the EMP;
- Issuing fines for transgression of site rules and penalties for contravention of the EMP; and
- Providing input into the ECO's ongoing internal review of the EMP. This review report should be submitted on a monthly basis to the Developer.

2.2 Environmental Control Officer

The ECO should be a competent person appointed by the ER. The ECO is the Developer's on-site representative primarily responsible for the monitoring and review of on-site environmental management and implementation of the EMP by the Contractor. If no ECO is appointed the duties of the ECO fall upon the ER.

During the Construction Phase and Operation and Maintenance Phase the ECO's duties include the following:

- Assisting the ER in ensuring that the necessary legal authorisations have been obtained;
- Maintaining open and direct lines of communication between the ER, Developer, the Construction and/or Operations and Maintenance Contractor, and Interested and Affected Parties (I&APs) with regard to this EMP and matters incidental thereto;

- Monthly site inspection of all construction and/or infrastructure maintenance areas with regard to compliance with this EMP;
- Monitor and verify adherence to the EMP (audit the implementation of the EMP) and verify that environmental impacts are kept to a minimum;
- Taking appropriate action if the specifications of the EMP are not adhered to;
- Assisting the Contractor in finding environmentally responsible solutions to problems;
- Advising on the removal of person(s) and/or equipment not complying with the specifications of the EMP in consultation with the ER;
- Recommending the issuing of fines for transgressions of site rules and penalties for contraventions of the EMP; and
- Undertaking an annual review of the EMP and recommending additions and/or changes to the document.

2.3 Contractor

The Contractor is responsible for the implementation of the EMP, on-site monitoring and evaluation of the EMP. It is envisaged that various contractors might be appointed at various periods for various tasks throughout the life cycle (construction through to decommissioning phase) of this project. These can be broadly grouped into Construction Contractors and Operations and Maintenance Contractors. In order to ensure sound environmental management, the relevant sections of this EMP should be included in all contracts of work outsourced thus legally binding all appointed contractors and sub-contractors. All contractors shall ensure that adequate environmental awareness training (see Section 6) of senior site personnel takes place and that all construction workers and newcomers receive an induction presentation on the importance and implications of the EMP. The presentation shall be conducted, as far as is possible, in the employees' language of choice.

The Contractor should keep records of all environmental training sessions, including names, dates and the information presented.

4. Management Requirements

This EMP has been structured so as to provide its various intended recipients (Developer, ER, consulting engineers and contractors) with mitigation measures immediately applicable to their respective scopes of work. The management requirements for the various recipients carrying out work for this project are divided according to the main project phases:

- Permit and relevant legal requirements (**Table 1**);
- Development Guidelines (**Table 2**);
- Planning and Design Phase requirements (**Table 3**);
- Construction Tender Preparation Phase requirements (**Table 4**);
- Construction Phase mitigation requirements (**Table 5**); and
- Operation and Maintenance Phase mitigation requirements (**Table 6**).

THEME	LEGISLATION INSTRUMENT	MANAGEMENT REQUIREMENTS	CONTACT PERSON
Environmental	Environmental Management Act (EMA) 7 of 2007 EIA Regulations (EIAR) (GN) No. 28/2007 (GG No. 4878)	The amendment, transfer or renewal of the Environmental Clearance Certificate (ECC) (EMA S39-42; EIAR S19 & 20). Amendments to this EMP will require an amendment of the ECC for these developments.	Ms Saima Angula Tel: 061 284 2751
	"List of activities that may not be undertaken without ECC" GG No. 4878 GN No. 29	Any activities listed in this listing notice require an ECC and hence an Environmental Assessment.	
Labour	Labour Act 11 of 2007 Health and Safety Regulations (HSR) GN 156/1997 (GG 1617).	Adhere to all applicable provisions of the Labour Act and the Health and Safety regulations.	Labour Law Advice: Tel: 061 309 957
Roads	Roads Ordinance 17	<ul style="list-style-type: none"> ➤ Width of proclaimed roads and road reserve boundaries (S3.1) 	Mr E. de Paauw Tel: (061) 284 7027

THEME	LEGISLATION INSTRUMENT	MANAGEMENT REQUIREMENTS	CONTACT PERSON
		<ul style="list-style-type: none"> ➤ Control of traffic on urban trunk and main roads (S27.1) ➤ Rails, tracks, bridges, wires, cables, subways or culverts across or under proclaimed roads (S36.1) ➤ Infringements and obstructions on and interference with proclaimed roads. (S37.1) ➤ Distance from proclaimed roads at which fences are erected (S38). 	
Water	Water Act 54 of 1956	Section 21 details provisions relating to effluent discharge permits.	Mr Witbooi (MWAF): Tel: (061) 208 7226
	Water Quality Guidelines for Drinking Water and Waste Water Treatment	Details specific quantities in terms of water quality determinants, which waste water should be treated to before being discharged into the environment.	

Table 1: Relevant guidelines and legislated permit requirements

5. Planning and Design Phase

The management requirements detailed in the table below need to be carried out before any tender documents are drafted for the construction of services infrastructure while necessary preliminary legislative and administrative arrangements are made in preparation for the sale of erven. These management requirements are also applicable for the period during which engineering designs/drawings are carried out.

ASPECT	MANAGEMENT REQUIREMENT
Solid waste management	<ul style="list-style-type: none"> ➤ A suitable solid waste disposal site should be identified and a separate EA should be conducted for that site. This EA should

ASPECT	MANAGEMENT REQUIREMENT
	<p>consider as a minimum the following:</p> <ul style="list-style-type: none"> ○ The Minimum Requirements for Waste Disposal by Landfill should be adhered to ○ The new site should be located a sufficient distance from residential areas so as to avoid causing health and nuisance impacts to residents. ○ The new site should not pose a threat to groundwater resources. ○ Given the prevailing wind direction of south-west it is recommended that the site be located to the north of the town. ○ The new solid waste facility should incorporate recycling into their waste management system. ○ In the event that residential erven are serviced before a suitable location for a new solid waste disposal site is found, a health inspector from the Ministry of Health and Social Services (or private health assessment professional) should determine a minimum safe residential distance from the waste site. The aforementioned determination should inform the sale and occupation of erven until such time as the solid waste disposal site has been relocated and the current site rehabilitated according to the Minimum Requirements for Waste Disposal by Landfill. ○ The existing solid waste disposal site should be rehabilitated according to the Minimum Requirements for Waste Disposal by Landfill.
Sewage reticulation	<ul style="list-style-type: none"> ➤ The development of a new wastewater treatment facility should undergo an EA as required by the EIA. ➤ Sewerage lines should not be laid within river channels or backyard areas of erven to prevent overflow and access challenges for municipal officials. ➤ Sewer pipes should avoid crossing rivers. Where this is not possible the design should comply with the South African Bureau of Standards 1200 for sewer pipe designs. ➤ Water reclamation should be investigated and if feasible and practical incorporated into the new design of the sewerage system.
Stormwater infrastructure	<ul style="list-style-type: none"> ➤ A Stormwater Management Plan (where applicable) should be developed by proponent for all planned development and should address as a minimum the following: <ul style="list-style-type: none"> ○ Cumulative stormwater issues: ○ Existing stormwater drainage bottlenecks (e.g. drainage canal under the TransNamib rail station) ○ Previously established residential areas with no formalised stormwater drainage ○ Ensure that the stormwater system is separate from the sewerage system. ○ Canalising of run-off with concrete should be avoided as far as possible and natural run-off surfaces utilised or enhanced. ○ Storm water channels should be accommodated next to roads in the reserve. ○ Where practical/feasible consider soft/permeable road shoulder options – minimise paved or impermeable areas.

ASPECT	MANAGEMENT REQUIREMENT
	<ul style="list-style-type: none"> o Run-off from areas where surface water might become contaminated should be captured, detained and treated to sewage effluent standards.
Potable water infrastructure	Equipment considered during the design of new infrastructure (e.g. water meters) must be readily available
Borrow pits	Existing borrow pits should each have their own ECC. Currently this is not the case and as such an EA should be conducted for each of these borrow pits.
Biodiversity and Aesthetics	All trees (a "tree" is defined as an indigenous woody perennial plant with a trunk diameter ≥ 150 mm) that occur within the subdivisions and townships, which have not been officially surveyed by a registered land surveyor, should be surveyed and incorporated into the Walvis Bay Town Council's Geographic Information System (GIS). In this way these trees will form part of the Town Planning Scheme and their preservation can thus receive legal force.
Road infrastructure	<p>The following should be adhered to with respect to any development near Roads Authority declared roads:</p> <ul style="list-style-type: none"> o The road reserve width is 60 metres (measured 30 metres to each side of the centerline of the trunk road). o The 15 metre wide area between the road reserve line and the building restriction line needs to be declared as public open space. o The accesses onto the trunk road will need to be designed and constructed to the standards and specifications of the Roads Authority, at no cost to the Roads Authority, and detail drawings will first need to be submitted to the Roads Authority for approval before construction work may begin.
Maintenance of services infrastructure	Ensure that a sufficient number of qualified staff are appointed to cater for increased demand for infrastructure maintenance (particularly stormwater, wastewater and potable water reticulation) upon completion of construction of such services.
EMP Implementation	Wakuna Investments needs to appoint an Employer's Representative (ER) (or assign the role to an existing Town Council staff member) that will act as the Wakuna's on-site implementing agent. This person should be responsible to ensure that the Wakuna's responsibilities are executed in compliance with relevant legislation and this EMP.

Table 2: Management requirements for the Planning and Design phase

6. Construction Tender Preparation Phase

The management requirements described below should be consulted and carried out when the construction tender documents for the services infrastructure are prepared.

ASPECT	MANAGEMENT REQUIREMENTS
EMP implementation	<p>Relevant sections of this EMP should be included in the tender documents for all development so that tenderers can make provision for the implementation of the EMP:</p> <ul style="list-style-type: none"> ○ Construction of services infrastructure (Table 5) ○ Maintenance of services infrastructure (Table 6)
Financial provision	<ul style="list-style-type: none"> ➤ Financial provision for the compilation of a Waste Management Plan should be included as a cost item within tenders concerning the construction and/or maintenance of services infrastructure. ➤ Financial provision for topsoil management and the rehabilitation of exhausted borrow pits should be included as a cost item within construction tender documents. ➤ Financial provision for the co-opting of a health officer from the Ministry of Health and Social Services to facilitate HIV/AIDS and TB education programmes periodically on site during the construction phase should be included as a cost item within construction tender documents. ➤ Financial provision for the facilitation of an induction programme for both senior, temporary construction personnel as well as subcontractors and associated personnel should be included as a cost item within tenders concerning the construction and/or maintenance of services infrastructure. ➤ Financial provision for the compilation of a Tree Management Plan should be included as a cost item within construction tender documents. ➤ Financial provision for the drafting of a Communication Plan should be included as a cost item within construction tender documents.
Recruitment	<ul style="list-style-type: none"> ➤ Provisions designed to maximise the use of local labour should be included within tender documents concerning the construction and/or maintenance of services infrastructure. ➤ A provision stating that all unskilled labour should be sourced from local communities should be included within tenders concerning the construction and/or maintenance of services infrastructure. ➤ Specific recruitment procedures ensuring qualified local companies enjoy preference during tender adjudication should be included within tenders concerning the construction and/or maintenance of services infrastructure. ➤ Provisions promoting gender equality pertaining to recruitment should be included within tender documents concerning the construction and/or maintenance of services infrastructure. ➤ Women should be given preference for certain unskilled jobs (e.g. flag bearers).

Table 3: Construction tender preparation phase management requirements

7. Construction Mitigation Details

The following table provides a large scale overview of all the major environmental management themes pertaining to both generic and site specific construction mitigation details. This table serves to act as quick reference, for the detailed mitigation details that follow below, for the implementation of the construction component of this EMP. This chapter may be used as a guide when developing EMPs for other construction activities within the development areas in question.

MITIGATION ISSUE	OBJECTIVE TO BE ATTAINED	GENERIC MITIGATION DEATILS
Waste Management	Avoid and where not possible minimise all pollution associated with construction.	Section 1
Borrow Pits (if any)	Ensure topsoil protection and post-construction rehabilitation.	Section 2
Flooding	Prevent flooding of newly created residential areas due to high tides	Section 3
Health and Safety	Safeguard health and safety of labourers and general public.	Section 4
Dust and Noise	Avoid and where not possible minimise dust and noise associated with construction.	Section 5
Environmental Awareness and Training	Awareness creation regarding the provisions of the EMP as well as importance of safeguarding environmental resources.	Section 6
Employment Creation and Recruitment	Minimise negative conflict through legal and fair recruitment practices.	Section 7
Stakeholder Communication	Provide a platform for stakeholders to raise grievances and receive feedback and hence minimise negative conflict	Section 8
Socio-economic and Miscellaneous	Ensure due consideration is given to matters regarding the cultural and general wellbeing of the affected community and matters incidental thereto.	Section 9

Table 4: Generic and site-specific environmental management actions for the construction phase

7.1 Section 1: Waste management

MITIGATION ASPECT	PROPOSED MITIGATION ACTION
Waste management plan	The Contractor should compile a Waste Management Plan which should address as a minimum the mitigation measures included below.
Hazardous waste	<ul style="list-style-type: none"> ➤ All heavy construction vehicles and equipment on site should be provided with a drip tray. ➤ Drip trays are to be transported with vehicles wherever they go. ➤ Drip trays should be cleaned daily and spillage handled, stored and disposed of as hazardous waste. ➤ All heavy construction vehicles should be maintained regularly to prevent oil leakages. ➤ Maintenance and washing of construction vehicles should be take place only at a designated workshop area. ➤ The workshop area should be lined with concrete and sloped so as to collect and detain all run-off. ➤ The workshop should have an oil-water separator for collected run-off from washing. ➤ Spilled cement and/or concrete (wet or dry) should be treated as hazardous waste and disposed of by the end of each day in the appropriate hazardous waste containers. ➤ All hazardous substances (e.g. fuel etc.) or chemicals should be stored in a specific location on an impermeable surface that is bunded.
Sewage and grey water	<ul style="list-style-type: none"> ➤ Sewage should not be discharged directly onto open soil or the ocean. ➤ All sewage must be removed regularly and disposed of at a recognised (municipal) sewage treatment facility. ➤ The water collected from wash basins and showers (grey water), should not be left standing for long periods of time as this promotes parasite and bacterial proliferation. Grey water should be recycled: <ul style="list-style-type: none"> ○ Used for dust suppression; ○ Used to water a vegetable garden, or to support a small nursery; ○ Used to clean equipment. ○ Grey water that is not recycled should be removed along with sewage on a regular basis.
General waste	<ul style="list-style-type: none"> ➤ The construction site should be kept tidy at all times. All domestic and general construction waste produced on a daily basis should be cleaned and contained daily. ➤ No waste may be buried or burned. ➤ Waste containers (bins) should be emptied regularly and removed from site to a recognised (municipal) waste disposal site. All recyclable waste needs to be taken to the nearest recycling depot. ➤ A sufficient number of separate bins for hazardous and domestic/general waste must be provided on site. These should be clearly marked as such. ➤ Construction labourers should be sensitised to dispose of waste in a responsible manner and not to litter. ➤ No waste may remain on site after the completion of the project

7.2 Section 2: Borrow Pits (if any)

MITIGATION ASPECT	PROPOSED MITIGATION ACTION
Topsoil	<ul style="list-style-type: none"> ➤ When excavating, topsoil should be stockpiled in a demarcated area. ➤ Stockpiled topsoil should be used to rehabilitate the nearest borrow area (existing borrow pits), if such an area is located less than 20 km from the stockpile.
Rehabilitation	<ul style="list-style-type: none"> ➤ Upon completion of the construction phase consultations should be held with the local community/property owner(s) regarding the post-construction use of exhausted borrow pits. ➤ In the event that no post-construction uses are requested, all exhausted borrow pits and excavated areas need to be rehabilitated as follows: <ul style="list-style-type: none"> ○ Borrow pits and excavated areas may only be backfilled with clean or inert fill. No material of hazardous nature (e.g. sand removed with an oil spill) may be dumped as backfill. ○ Rehabilitated borrow pits and excavated areas need to match the contours of the existing landscape. ○ The rehabilitated area should not be higher (or lower) than nearby drainage channels. This ensures the efficiency of re-vegetation and reduces the chances of potential erosion. ○ Topsoil is to be spread across borrow pit and excavated areas evenly. <ul style="list-style-type: none"> ○ Deep ripping is required, not just simple scarification, so as to enable rip lines to hold water after heavy rainfall. ○ Ripping should be done along slopes, not up and down a slope which could lead to enhanced erosion. ○ Rehabilitated borrow pits need to remain fenced-off after the decommissioning of the project to prevent livestock from denuding the newly established vegetation on the area.

7.3 Section 3: Flooding

MITIGATION ASPECT	PROPOSED MITIGATION ACTION
Flooding	<p>Contractor should make provision for flood design and ensure the proposed residential areas are protected from storm surges and unusual high tides.</p> <p>Previous flood levels of the area must be used as an indication of the possible flooding zones.</p>

7.4 Section 4: Health and Safety

MITIGATION ASPECT	PROPOSED MITIGATION ACTION
HIV/AIDS and TB training	The Contractor should approach the Ministry of Health and Social Services to co-opt a health officer to facilitate HIV/AIDS and TB education programmes periodically on site during the construction phase.
Road Safety	<ul style="list-style-type: none"> ➤ Demarcate roads clearly. ➤ Off-road driving should not be allowed. ➤ All vehicles that transport materials to and from the site must be roadworthy. ➤ Drivers that transport materials should have a valid driver's license and should adhere to all traffic rules. ➤ Loads upon vehicles should be properly secured to avoid items falling off the vehicle.
Safety Around Excavated and Work Areas	<ul style="list-style-type: none"> ➤ Excavations should be left open for shortest time possible. ➤ Excavate short lengths of trenches and box areas for services or foundations in such a way that the trench will not be left unattended for more than 24 hours. ➤ The following areas should be demarcated with danger tape: <ul style="list-style-type: none"> ➤ All excavation works; ➤ Soil and other building material stockpiles; and ➤ Temporary waste stockpiles. ➤ Provide additional warning signage in areas of movement and in "no personnel" areas where workers are not active. ➤ Borrow pits are to be fenced-off with steel wire fencing. ➤ Work areas must be set out and isolated with danger tape on a daily basis. ➤ All building materials and equipment are to be stored only within set out and demarcated work areas. ➤ Only construction personnel will be allowed within these work areas. ➤ 2 fire extinguishers should be available at fuel storage areas. ➤ Comply with all mitigation measures laid out in Section 1 (Waste Management mitigation details)
Ablutions	<ul style="list-style-type: none"> ➤ Separate toilets should be available for men and women and should clearly be indicated as such. ➤ Portable toilets (i.e. easily transportable) should be available at every construction site: <ul style="list-style-type: none"> ○ 1 toilet for every 25 females. ○ 1 toilet for every 50 males. ○ Sewage needs to be removed on a regular basis to an approved (municipal) sewage disposal site. Alternatively, sewage may be pumped into sealable containers and stored until it can be removed. ○ Workers responsible for cleaning the toilets should be provided with latex gloves and musks.
General	<ul style="list-style-type: none"> ➤ Dust protection masks should be provided to workers if they complain about dust. ➤ Sufficient potable water reserves should be available to workers at all times. ➤ No person should be allowed to smoke close to fuel storage facilities or portable toilets (if toilets are chemical toilets – the chemicals are flammable).

	<ul style="list-style-type: none"> ➤ No workers should be allowed to drink alcohol during work hours. ➤ No workers should be allowed on site if under the influence of alcohol.
--	---

7.5 Section 5: Dust and Noise

MITIGATION ASPECT	PROPOSED MITIGATION ACTION
Dust	A watering truck should be used on gravel roads with the most heavy vehicle movement especially during dry and windy conditions. However, due consideration should be given to water restrictions during times of drought.
Noise	Work hours should be restricted to between 08h00 and 17h00 where construction involving the use of heavy equipment, power tools and the movement of heavy vehicles is less than 500 m from residential areas. If an exception to this provision is required, all residents within the 500 m radius should be given 1 week's written notice.

7.6 Section 6: Environmental Awareness and Training

MITIGATION ASPECT	PROPOSED MITIGATION ACTION
Environmental Induction (Training)	<p>All construction workers are to undergo environmental induction (training) which should include as a minimum the following:</p> <ul style="list-style-type: none"> ○ Explanation of the importance of complying with the EMP. ○ Discussion of the potential environmental impacts of construction activities. ○ Employees' roles and responsibilities, including emergency preparedness. ○ Explanation of the mitigation measures that must be implemented when particular work groups carry out their respective activities. ○ Explanation of the specific mitigation measures within this EMP especially unfamiliar provisions.

7.7 Section 7: Employment creation and Recruitment

MITIGATION ASPECT	PROPOSED MITIGATION ACTION
Legislation	Adhere to the legal provisions in the Labour Act (see Table 1) for the recruitment of labour (target percentages for gender balance, optimal use of local labour and SME's, etc.) in the Contract.
Recruitment	<p>The Contractor should compile a formal recruitment process including the following provisions as a minimum:</p> <ul style="list-style-type: none"> ○ Recruitment should not take place at construction sites.

	<ul style="list-style-type: none"> ○ Ensure that all sub-contractors are aware of recommended recruitment procedures and discourage any recruitment of labour outside the agreed upon process. ○ Contractors should give preference in terms of recruitment of sub-contractors and individual labourers to those who are qualified and from the project area and only then look to surrounding towns. ○ Clearly explain to all job-seekers the terms and conditions of their respective employment contracts (e.g. period of employment etc.) – make use of interpreters where necessary.
--	--

7.8 Section 8: Stakeholder Communication

MITIGATION ASPECT	PROPOSED MITIGATION ACTION
Communication plan	<p>The Contractor or appointed private property developer (if applicable) should draft a Communication Plan, which should outline as a minimum the following:</p> <ul style="list-style-type: none"> ○ How Interested and Affected Parties (I&APs), who require ongoing communication for the duration of the construction period, will be identified and recorded and who will manage and update these records; ○ How these I&APs will be consulted on an ongoing basis; ○ Make provision for grievance mechanisms – i.e. how concerns can be lodged/ recorded and how feedback will be delivered as well as further steps of arbitration in the event that feedback is deemed unsatisfactory.
General communication matters	<ul style="list-style-type: none"> ➤ The ER in collaboration with the appointed private property developer (if applicable) must appoint an ECO to liaise between the Contractor, I&APs, Developer, and consultants. ➤ The Contractor shall at every monthly site meeting report on the status of the implementation of all provisions of the EMP. ➤ The Contractor should implement the environmental awareness training as stipulated in Section 6 (see above). ➤ The Contractor must list the I&APs of the project and their contact details with whom ongoing communication would be required for duration of the contract. This list, together with the Communication Plan must be agreed upon and given to the ER before construction commences. ➤ The Communication Plan, once agreed upon by the Developer, shall be legally binding. ➤ All communication with the I&APs must take place through the ECO. ➤ A copy of the EMP must be available at the site office and should be accessible to all I&APs ➤ Key representatives from the above mentioned list need to be invited to attend monthly site meetings to raise any concerns and issues regarding project progress. ➤ The Contractor should liaise with the Developer regarding all issues related to community consultation and negotiation before construction commences.

	<ul style="list-style-type: none"> ➤ A procedure should be put in place to ensure that concerns raised have been followed-up and addressed. ➤ All people on the I&APs list should be informed about the availability of the complaints register and associated grievance mechanisms in writing by the ER prior to the commencement of construction activities.
--	--

7.9 Section 9: Socio-economic and Miscellaneous

MITIGATION ASPECT	PROPOSED MITIGATION ACTION
Archaeology	<ul style="list-style-type: none"> ➤ Should a heritage site or archaeological site be uncovered or discovered during the construction phase of the project, a "chance find" procedure should be applied in the order they appear below: <ul style="list-style-type: none"> ○ If operating machinery or equipment stop work; ○ Demarcate the site with danger tape; ○ Determine GPS position if possible; ○ Report findings to the construction foreman; ○ Report findings, site location and actions taken to superintendent; ○ Cease any works in immediate vicinity; ○ Visit site and determine whether work can proceed without damage to findings; ○ Determine and demarcate exclusion boundary; ○ Site location and details to be added to the project's Geographic Information System (GIS) for field confirmation by archaeologist; ○ Inspect site and confirm addition to project GIS; ○ Advise the National Heritage Council (NHC) and request written permission to remove findings from work area; and ○ Recovery, packaging and labelling of findings for transfer to National Museum. ➤ Should human remains be found, the following actions will be required: <ul style="list-style-type: none"> ○ Apply the chance find procedure as described above; ○ Schedule a field inspection with an archaeologist to confirm that remains are human; ○ Advise and liaise with the NHC and Police; and ○ Remains will be recovered and removed either to the National Museum or the National Forensic Laboratory.

8. Operation and Maintenance Phase

The following mitigation measures should be complied with and carried out during any maintenance works associated with the services infrastructure within the planned development areas.

MITIGATION ASPECT	PROPOSED MITIGATION ACTION
EMP implementation	If any construction is to be conducted as part of maintenance works for the services infrastructure within the project area please refer to the construction mitigation measures of this EMP (Chapter 6).
Post-construction usage of borrow pits	Borrow pits to be utilised post-construction should adhere to the same topsoil and rehabilitation measures outlined within construction mitigation measures of this EMP (Chapter 6) above.
Post-construction environmental training and awareness	All contractors appointed for maintenance work on the respective services infrastructure must ensure that all personnel are aware of necessary health, safety and environmental considerations applicable to their respective work.
Property development	The Property Development EMP should be included as part of the title deed for every erf sold.

Table 5: Operation and maintenance phase mitigation measures

9. Decommissioning

The permanent closure of these developments is not envisaged. However, in the event that they are decommissioned the following mitigation measures should be adhered to.

ASPECT	MITIGATION MEASURE
Construction related activities	Many of the mitigation measures prescribed for construction activity for these developments (Chapter 6 above) would be applicable to some of the decommissioning activities. These should be adhered to where applicable.
Rehabilitation	In the event that decommissioning is deemed necessary, excavations need to be rehabilitated according to Section 7.2 of Chapter 7 (see above).

Table 6: Decommissioning phase mitigation measures.

10. Conclusion and Recommendations

The EMP must be regarded as a living document and changes must be made to the EMP as required by the Wakuna Investments, while retaining the underlying principles and objectives on which the document is based. The compilation of the EMP has incorporated impacts and mitigation measures from the EIA document as well as incorporating principles of best practice in terms of environmental management.

Various impacts of activities within the town on the environment were identified. It is acknowledged that implementation of some measures would require substantial time and / or financial resources, while others are achievable within operational norms. Wakuna Investments can thus decide on the prioritization of mitigation measures according to their resource capacity within the institution, without compromising on environmental stewardship.