

maximising wildlife returns by minimising threats...

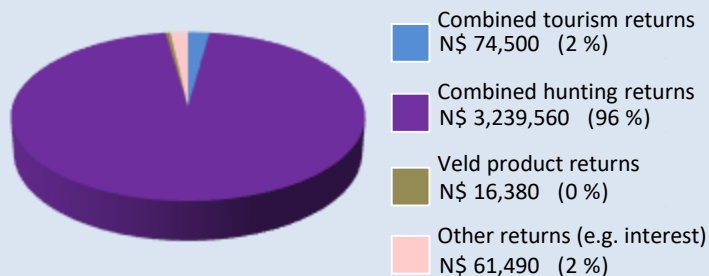
Kyaramacan Association (Omega 1, Omega 3, Chetto, Mutjiku Combined)

Returns

Returns from natural resources in 2016

the chart shows the main sources of returns and values and their percentage of the total returns

Approximate Total Returns N\$ 3,391,930



Two of the most significant returns for the conservancy:

- ✓ cash income to the conservancy to cover running costs and invest in developments
- ✓ employment benefits to conservancy residents

Conservancy income	N\$ 3,317,430
--------------------	---------------

Employment	Private Sector	
	Conservancy	

Cost of natural resource conflicts in 2016

estimates are based on average national values

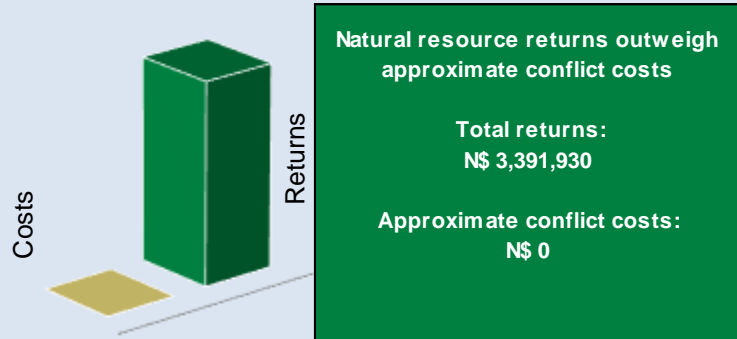
Estimated human wildlife conflict cost	N\$ 0
--	-------

Estimated poached high value species loss	N\$ 0
---	-------

Total conflict cost estimate	N\$ 0
-------------------------------------	--------------

Natural resource cost-return ratio in 2016

the chart shows the approximate ratio of returns to costs



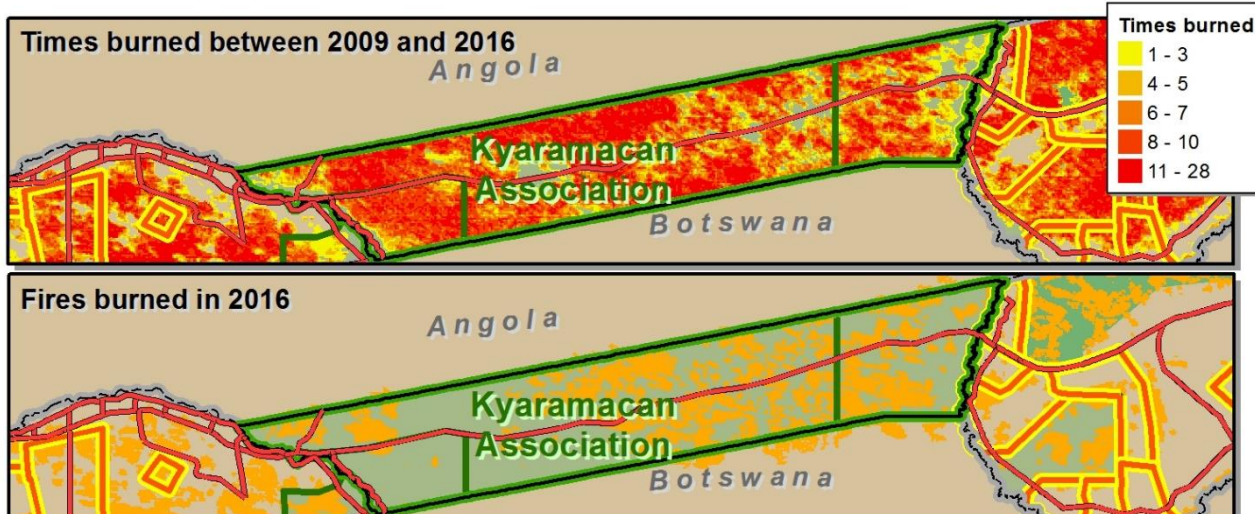
Wildlife removals - quota use and value in 2016

Species	Quota 2016			Animals actually used in 2016					Potential Trophy Value N\$	Potential Other use Value N\$
	Total	Trophy	Other Use	Trophy	Own Use & Premium	Shoot & Sell	Capture & Sale	Problem Animal		
No data available at time of compilation										

Potential value estimates (N\$) for species are based on:

- **Potential trophy value** - the average trophy value for that species in the conservancy landscape - trophy values vary depending on trophy quality, international recognition of the hunting operator and the hunting area
- **Potential other use value** - the average meat value for common species - the average live sale value of each high value species (indicated with an *) [high value species are never used for meat]

Fire monitoring

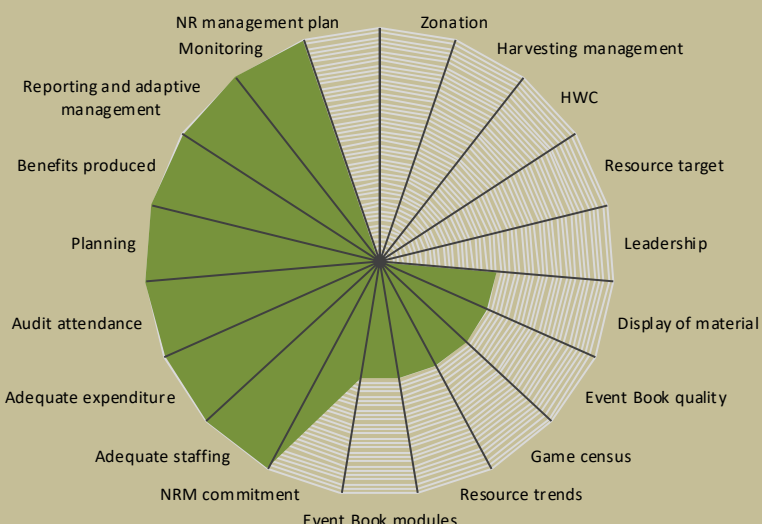


Performance

Management performance in 2016

Category	Performance
1 Adequate staffing	Good
2 Adequate expenditure	Good
3 Audit attendance	Good
4 NR management plan	Weak
5 Zonation	Weak
6 Leadership	Good
7 Display of material	Good
8 Event Book modules	Good
9 Event Book quality	Good
10 Compliance	Weak
11 Game census	Good
12 Reporting & adaptive m/ment	Good
13 Law enforcement	Good
14 Human Wildlife Conflict	Weak
15 Harvesting management	Weak
16 Sources of NR income	Good
17 Benefits produced	Good
18 Resource trends	Good
19 Resource targets	Weak

Shown as a wheel, the 'damaged' categories which need attention are those only partly coloured green



Key to the status barometer

Wildlife status

extinct very rare rare uncommon common abundant



Management performance & other data

weak/bad reasonable good

Success/threat flags

- ▶ success/benefit created
- ◀ weakness/action needed

Conservancies reduce environmental costs while increasing environmental returns. Returns from wildlife can far outweigh human wildlife conflict costs.



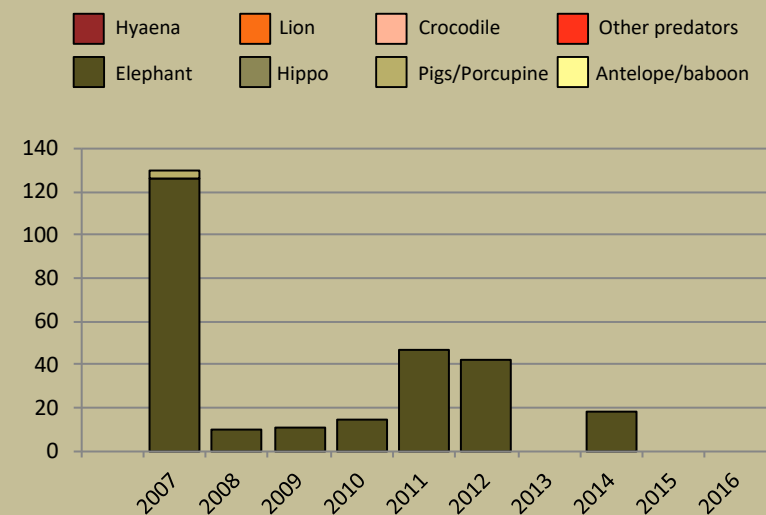
Not all data or species are shown on this report; use your Event Book for more information

Kyaramacan Association - Omega 1

Human wildlife conflict

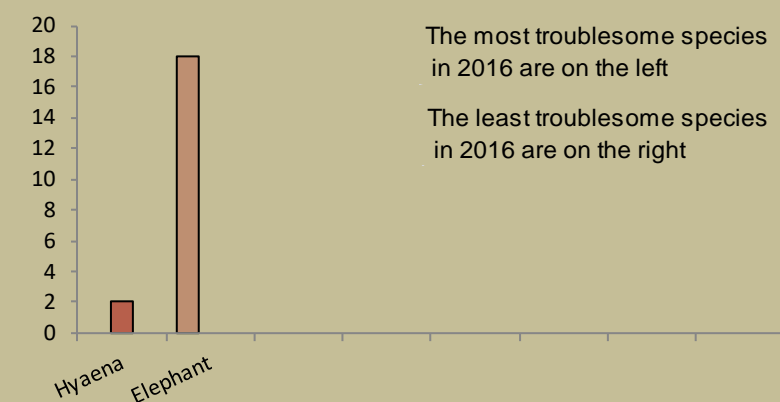
Human wildlife conflict trend

the chart shows the total number of incidents each year, subdivided by species, grouped as herbivores and predators



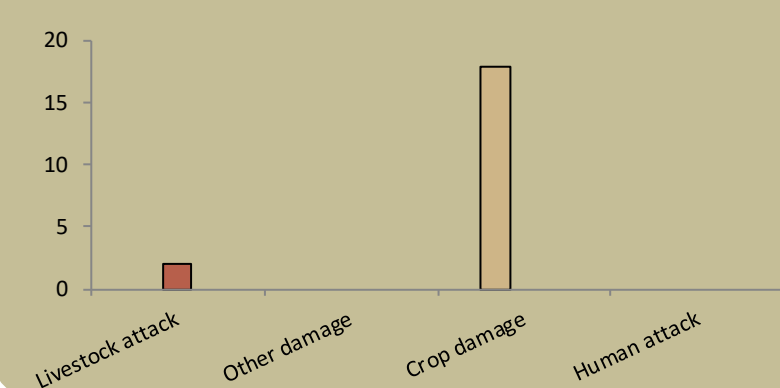
Most troublesome problem animals 2014-2016

the chart shows the number of incidents per species for the last 3 years; the darkest bar (on the right) indicates the current year for each species



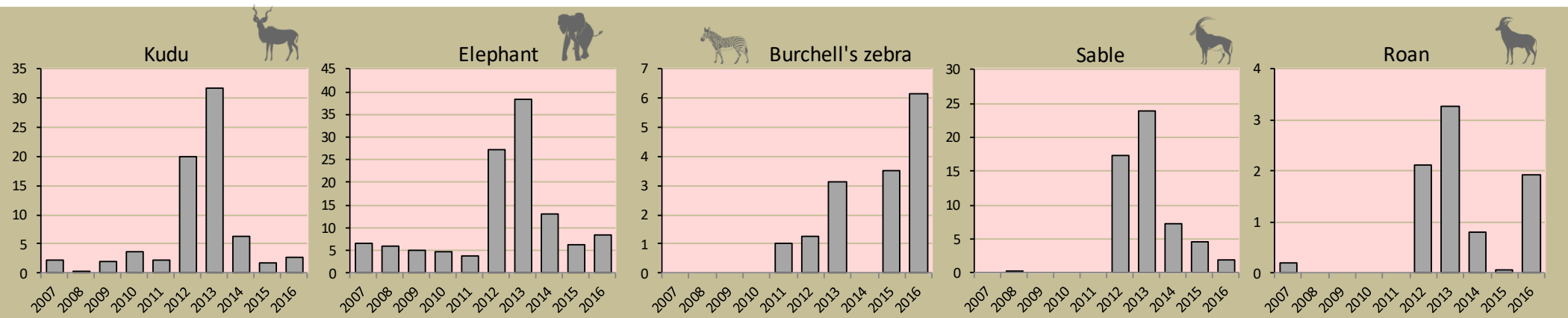
Type of damage by problem animals 2014-2016

the chart shows the number of incidents per category for the last 3 years; the darkest bar (on the right) indicates the current year for each type



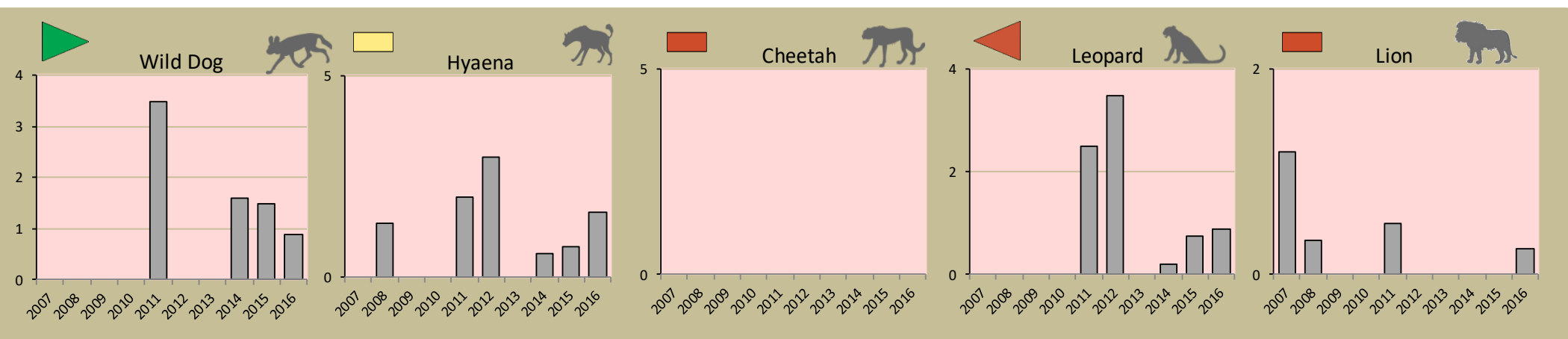
Fixed route patrols

charts show the number of sightings of each species per fixed route foot patrol each year



Predator monitoring

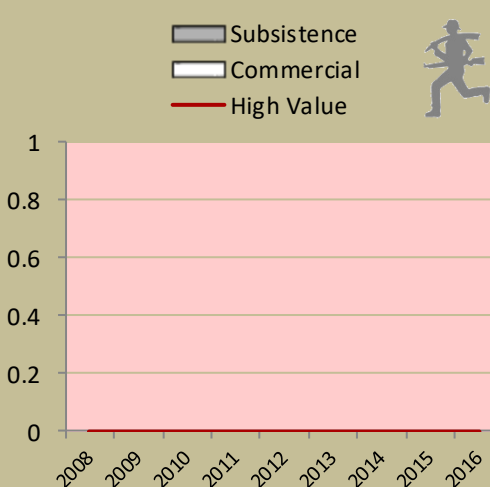
charts show the average number of animals seen per Event Book each year status barometers reflect the general sightings trend over the last 5 years



Poaching

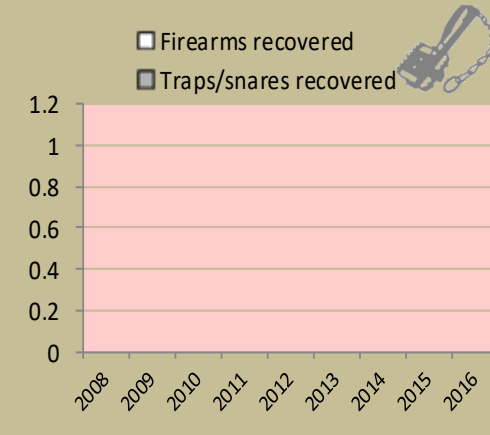
Number of incidents per year

Commercial poaching is a serious threat to conservancy benefits. The chart shows the number of incidents per category



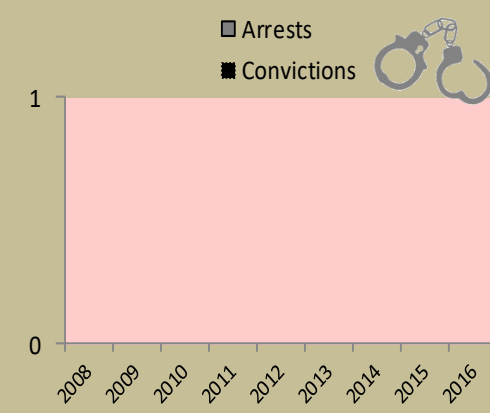
Traps and firearms recovered

number of incidents per category



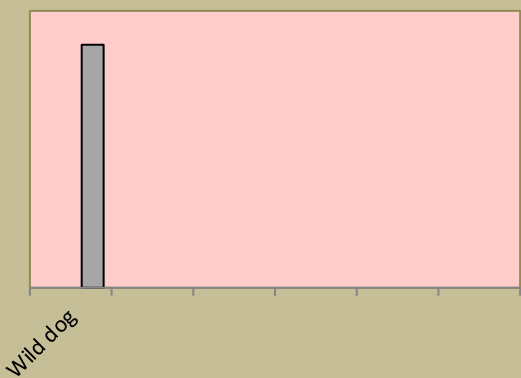
Arrests and convictions

number of incidents per category



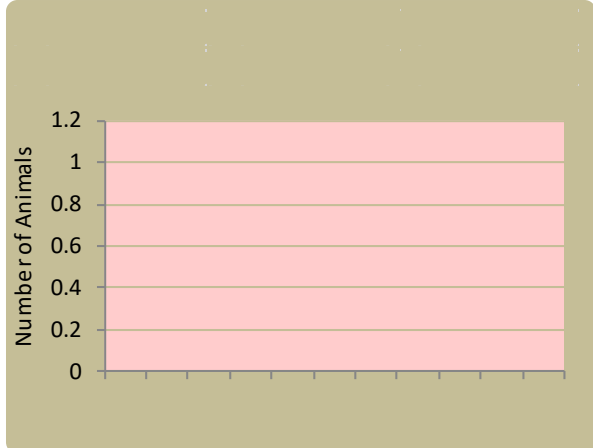
Locally rare species

Sightings indicator

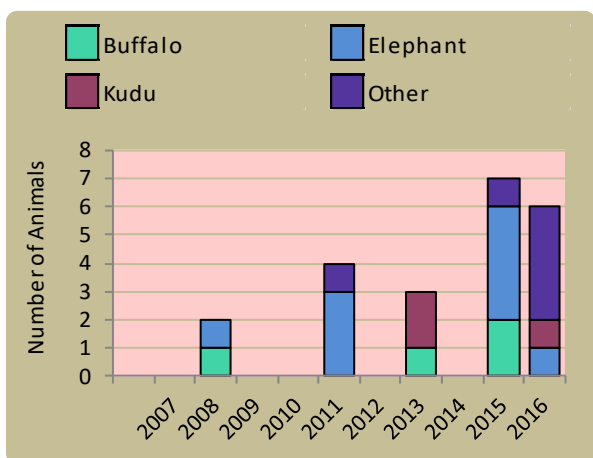


Locally rare and endangered species are not found very often in the conservancy and need special conservation attention.

Wildlife introductions



Wildlife mortalities



Wildlife provides a wide range of benefits. Some wildlife can cause conflicts, but all wildlife is of value to tourism, trophy hunting and a healthy environment.



By using all the available information and adapting and improving activities, threats such as human wildlife conflict, poaching and other issues can be minimised.

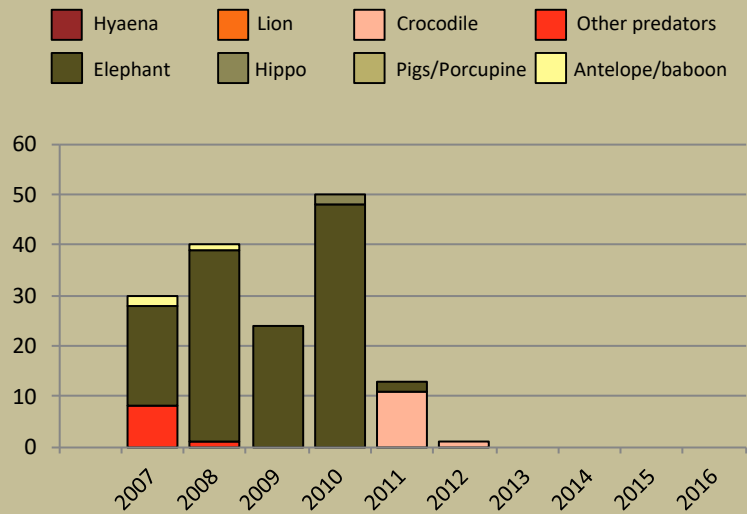


Kyaramacan Association - Omega 3

Human wildlife conflict

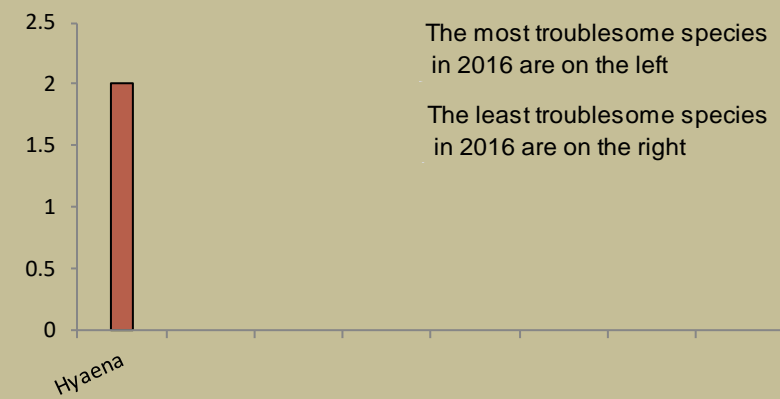
Human wildlife conflict trend

the chart shows the total number of incidents each year, subdivided by species, grouped as herbivores and predators



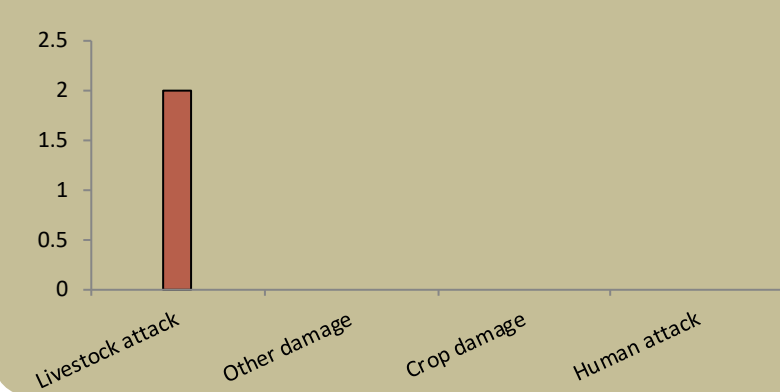
Most troublesome problem animals 2014-2016

the chart shows the number of incidents per species for the last 3 years; the darkest bar (on the right) indicates the current year for each species



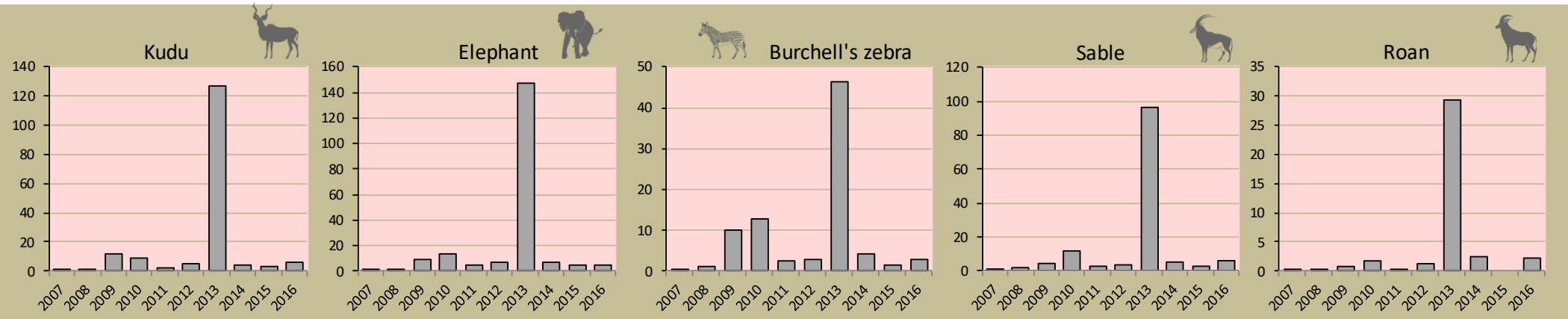
Type of damage by problem animals 2014-2016

the chart shows the number of incidents per category for the last 3 years; the darkest bar (on the right) indicates the current year for each type



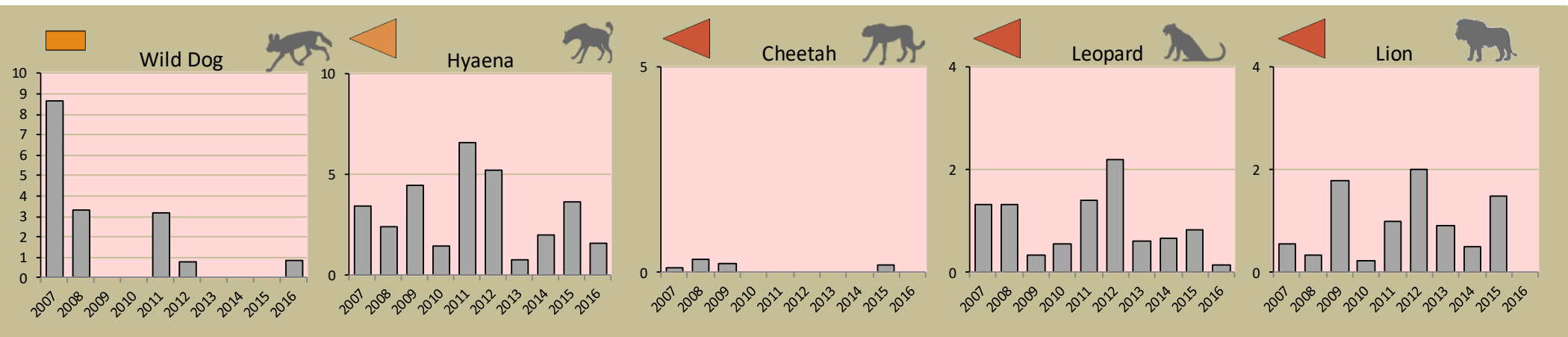
Fixed route patrols

charts show the number of sightings of each species per fixed route foot patrol each year



Predator monitoring

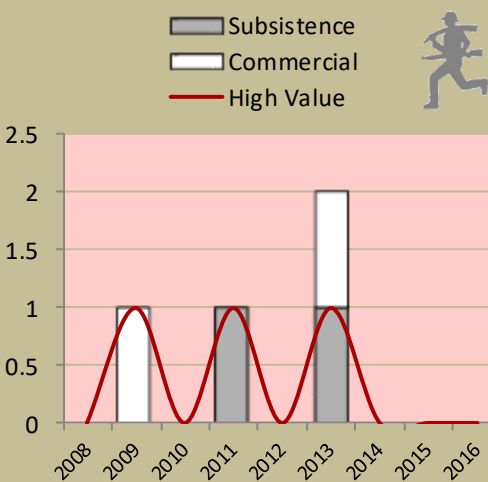
charts show the average number of animals seen per Event Book each year status barometers reflect the general sightings trend over the last 5 years



Poaching

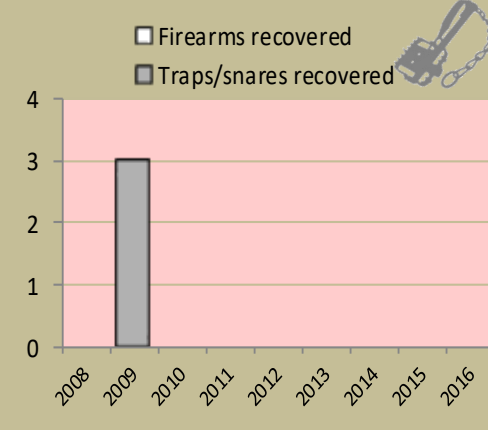
Number of incidents per year

Commercial poaching is a serious threat to conservancy benefits. The chart shows the number of incidents per category



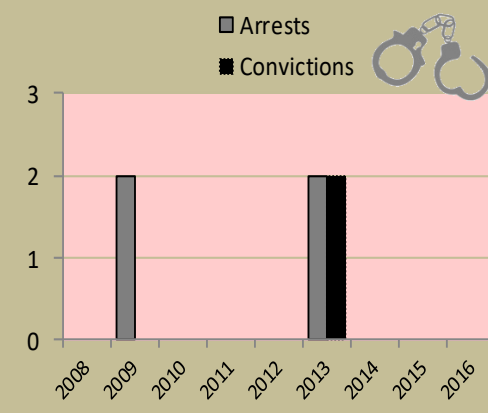
Traps and firearms recovered

number of incidents per category



Arrests and convictions

number of incidents per category



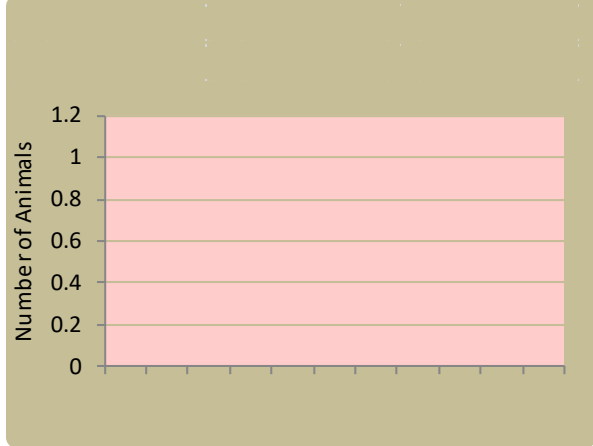
Locally rare species

Sightings indicator

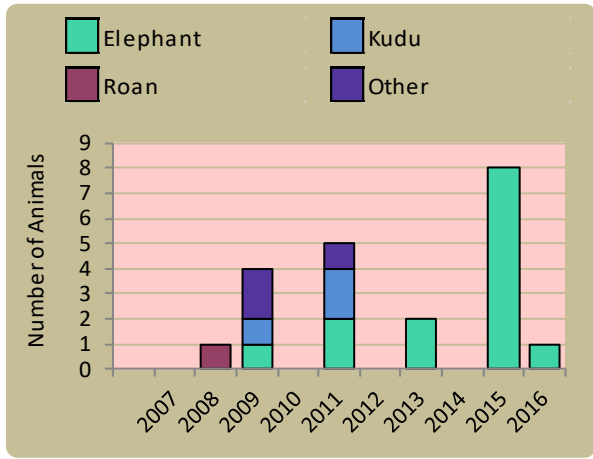


Locally rare and endangered species are not found very often in the conservancy and need special conservation attention.

Wildlife introductions



Wildlife mortalities



Wildlife provides a wide range of benefits. Some wildlife can cause conflicts, but all wildlife is of value to tourism, trophy hunting and a healthy environment.



By using all the available information and adapting and improving activities, threats such as human wildlife conflict, poaching and other issues can be minimised.

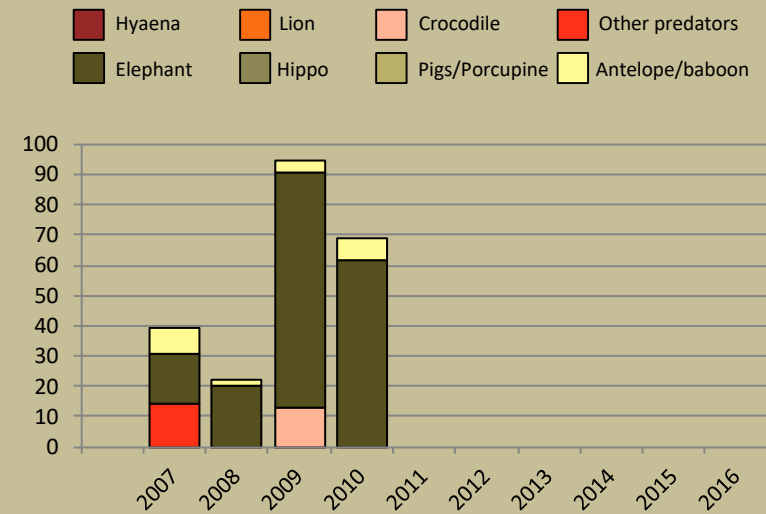


Kyaramacan Association - Chetto

Human wildlife conflict

Human wildlife conflict trend

the chart shows the total number of incidents each year, subdivided by species, grouped as herbivores and predators



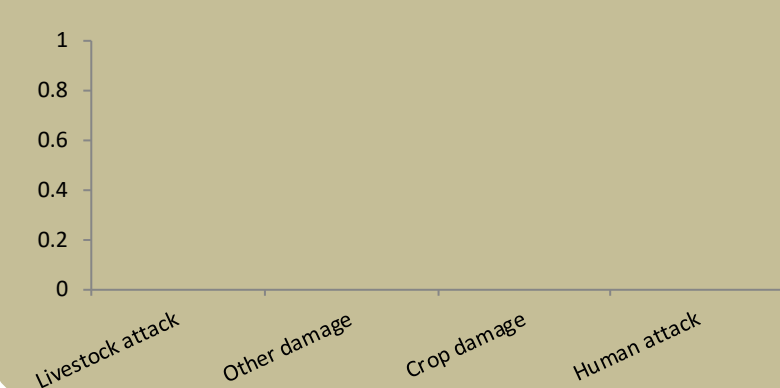
Most troublesome problem animals 2014-2016

the chart shows the number of incidents per species for the last 3 years; the darkest bar (on the right) indicates the current year for each species



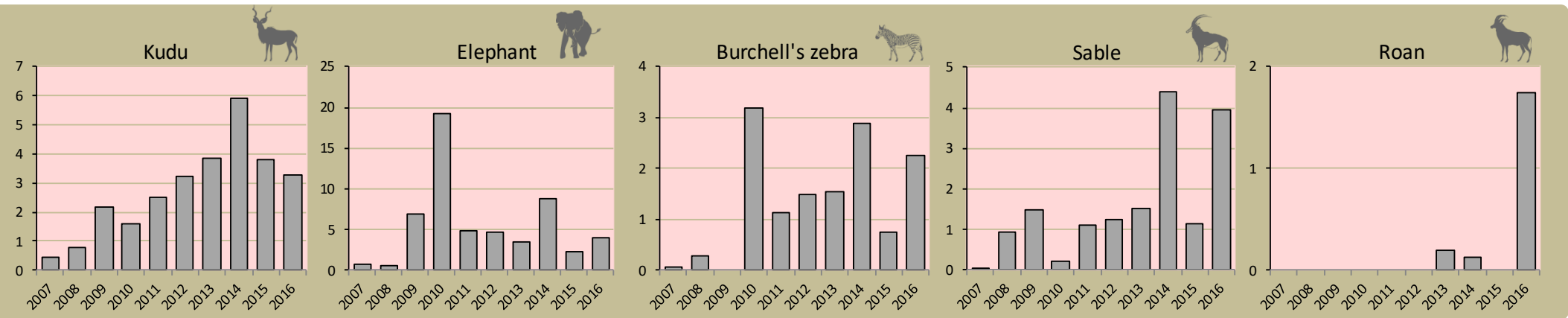
Type of damage by problem animals 2014-2016

the chart shows the number of incidents per category for the last 3 years; the darkest bar (on the right) indicates the current year for each type



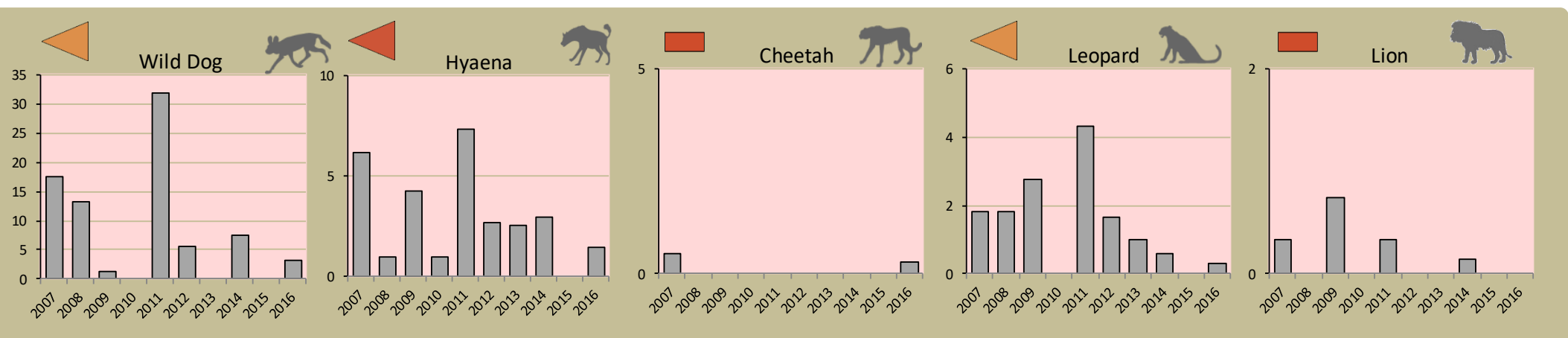
Fixed route patrols

charts show the number of sightings of each species per fixed route foot patrol each year



Predator monitoring

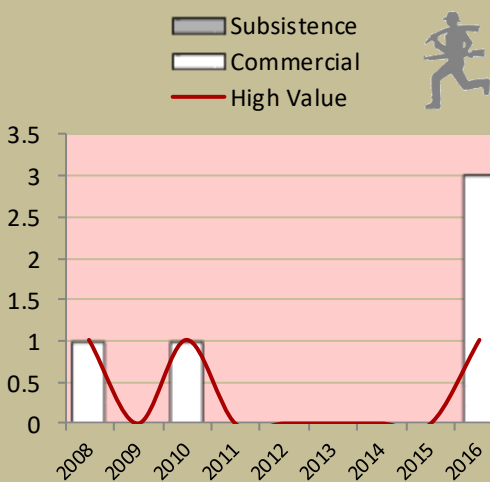
charts show the average number of animals seen per Event Book each year status barometers reflect the general sightings trend over the last 5 years



Poaching

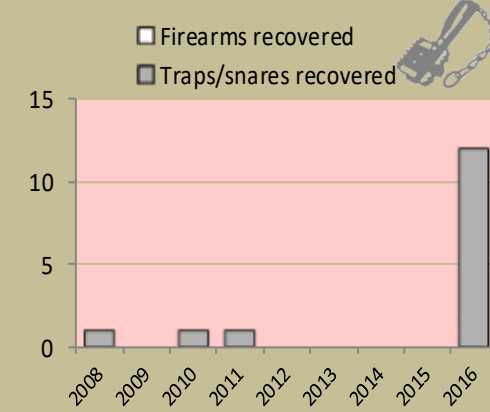
Number of incidents per year

Commercial poaching is a serious threat to conservancy benefits. The chart shows the number of incidents per category



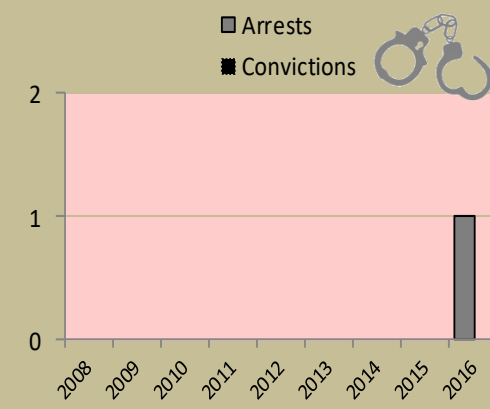
Traps and firearms recovered

number of incidents per category



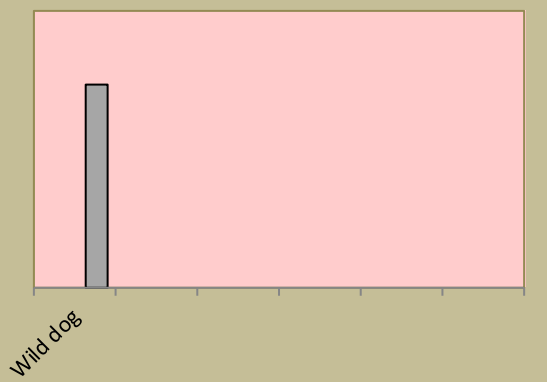
Arrests and convictions

number of incidents per category



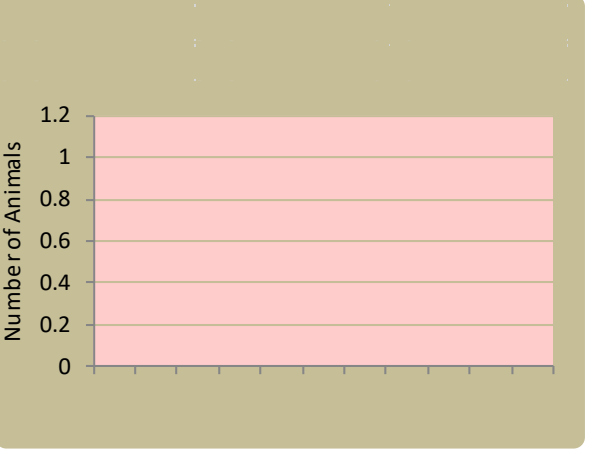
Locally rare species

Sightings indicator

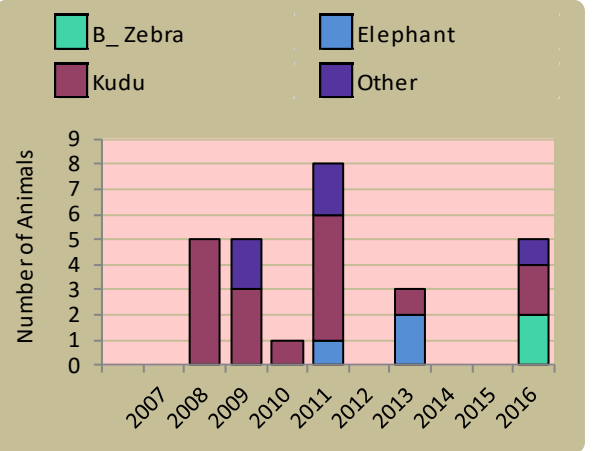


Locally rare and endangered species are not found very often in the conservancy and need special conservation attention.

Wildlife introductions




Wildlife mortalities



Wildlife provides a wide range of benefits. Some wildlife can cause conflicts, but all wildlife is of value to tourism, trophy hunting and a healthy environment.



By using all the available information and adapting and improving activities, threats such as human wildlife conflict, poaching and other issues can be minimised.

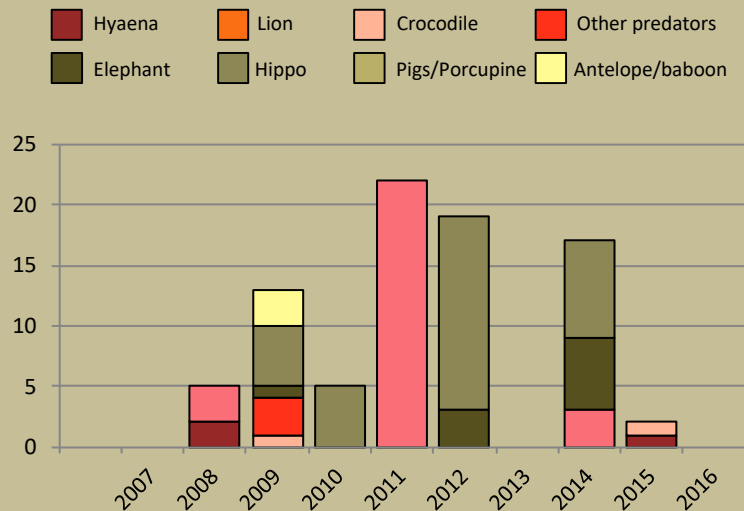


Kyaramacan Association - Mutjiku

Human wildlife conflict

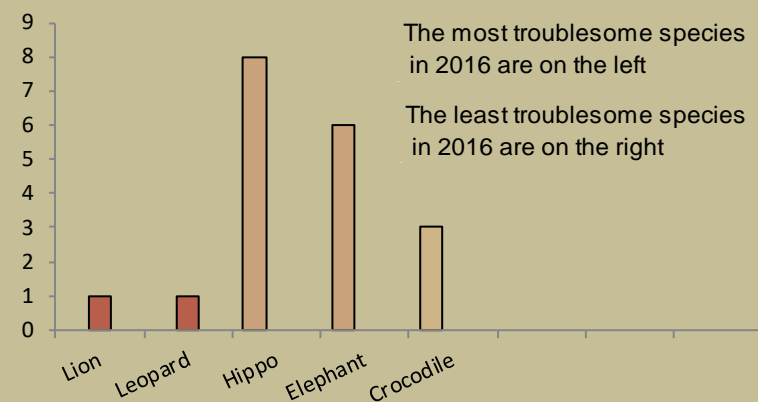
Human wildlife conflict trend

the chart shows the total number of incidents each year, subdivided by species, grouped as herbivores and predators



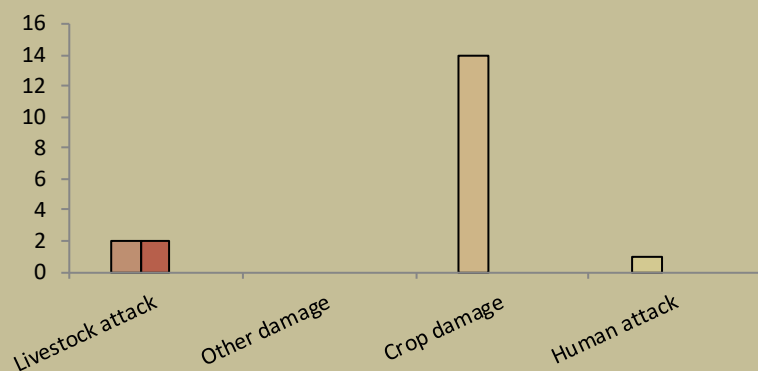
Most troublesome problem animals 2014-2016

the chart shows the number of incidents per species for the last 3 years; the darkest bar (on the right) indicates the current year for each species



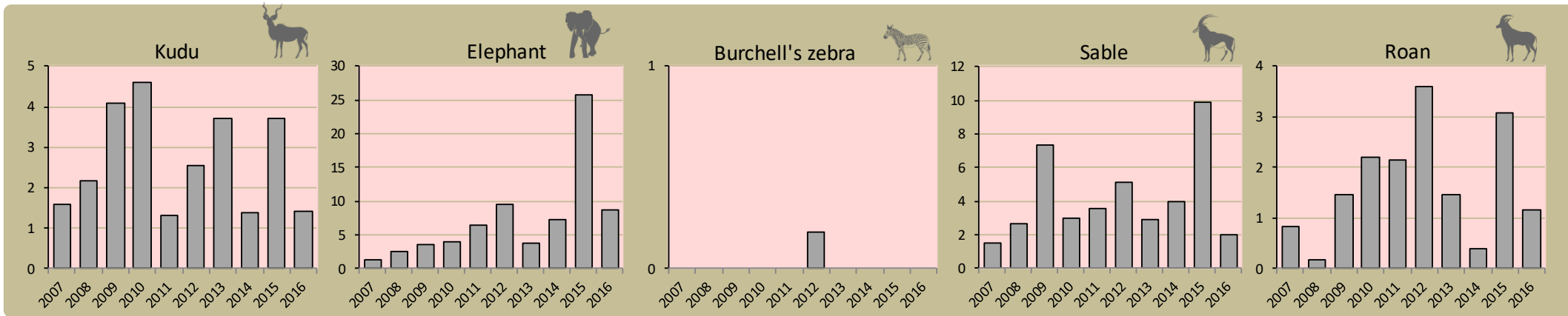
Type of damage by problem animals 2014-2016

the chart shows the number of incidents per category for the last 3 years; the darkest bar (on the right) indicates the current year for each type



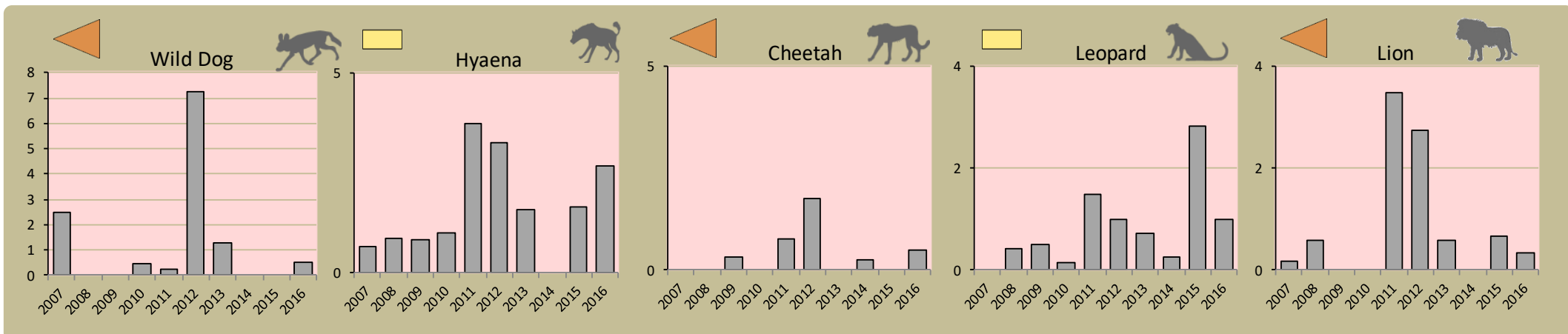
Fixed route patrols

charts show the number of sightings of each species per fixed route foot patrol each year



Predator monitoring

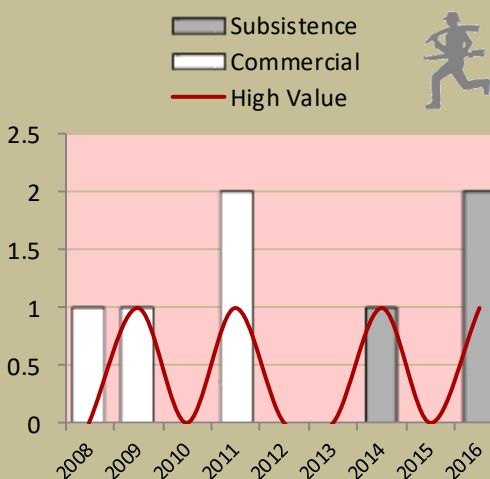
charts show the average number of animals seen per Event Book each year status barometers reflect the general sightings trend over the last 5 years



Poaching

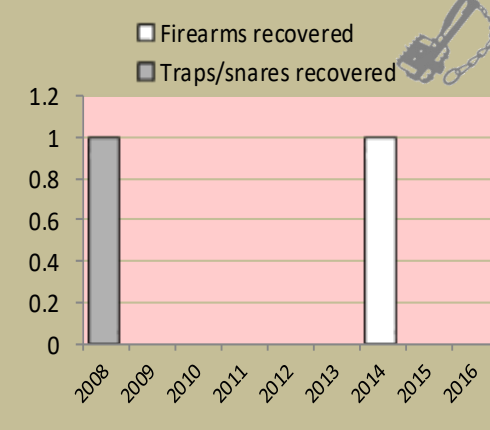
Number of incidents per year

Commercial poaching is a serious threat to conservancy benefits. The chart shows the number of incidents per category



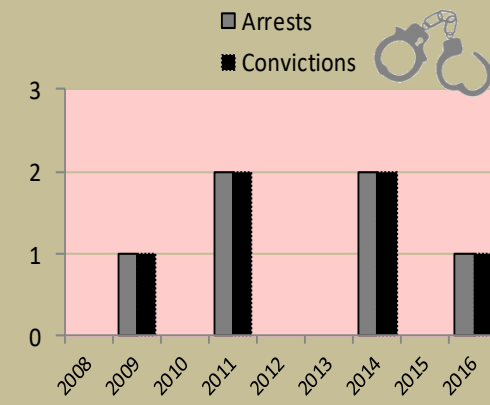
Traps and firearms recovered

number of incidents per category



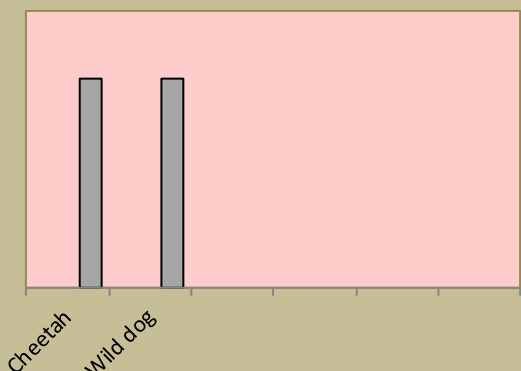
Arrests and convictions

number of incidents per category



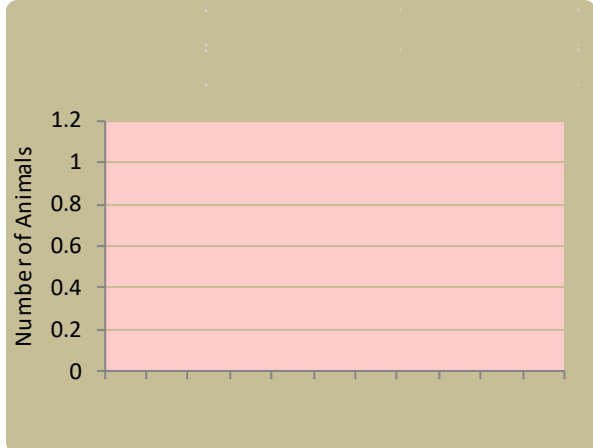
Locally rare species

Sightings indicator

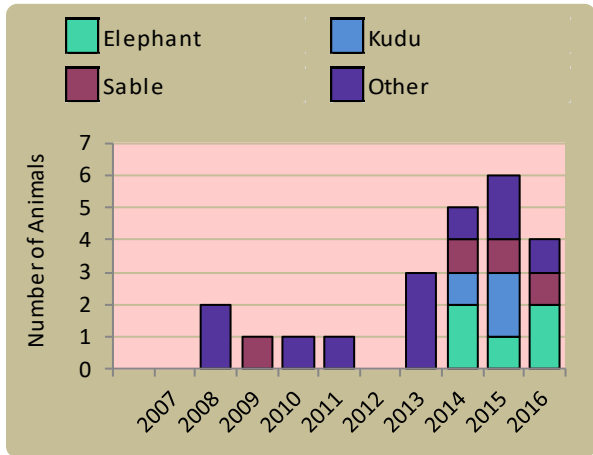


Locally rare and endangered species are not found very often in the conservancy and need special conservation attention.

Wildlife introductions



Wildlife mortalities



Wildlife provides a wide range of benefits. Some wildlife can cause conflicts, but all wildlife is of value to tourism, trophy hunting and a healthy environment.



By using all the available information and adapting and improving activities, threats such as human wildlife conflict, poaching and other issues can be minimised.

