

Latitude: 22°36'38.40\"/>
Longitude: 14°41'24.02\"/>

INITIAL RESERVOIR POSITION

NAMWATER PIPELINE (ABOVE GROUND)

RAILWAY LINE

B2 ROAD

SMALL HOLDING PLOTS

SMALL HOLDING RESERVOIR

TOWN OF SWAKOPMUND

Rossing

Heutes Bay Rd

Sam Nujome Ave

Nelson Mandela Ave

B2 D1901

C34

C28

Image © 2020 Maxar Technologies
© 2020 Google
Image © 2020 TerraMetrics


Google Earth

Image Date: 5/23/2020 22°37'27.06\"/>

SWAKOPMUND

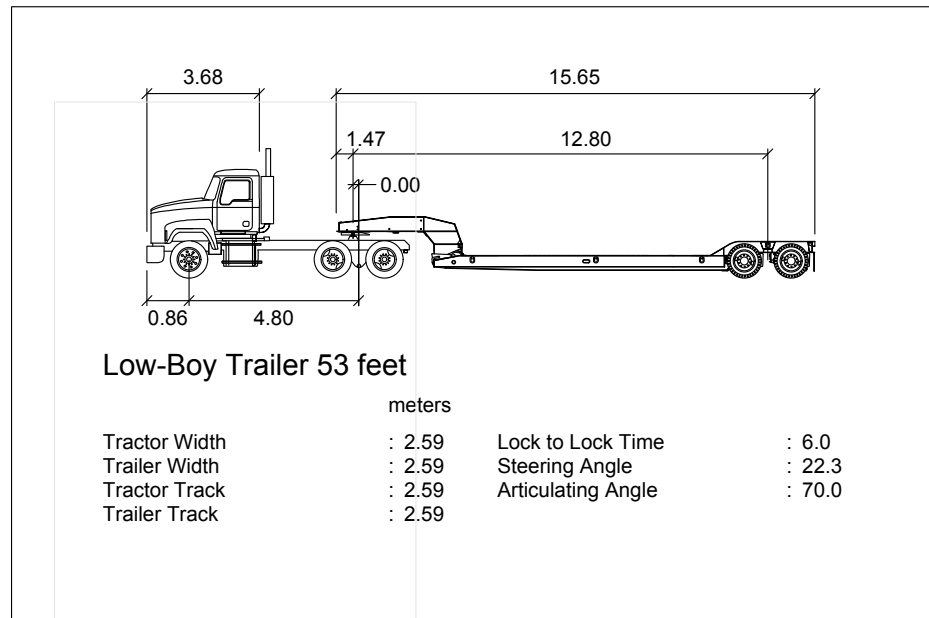
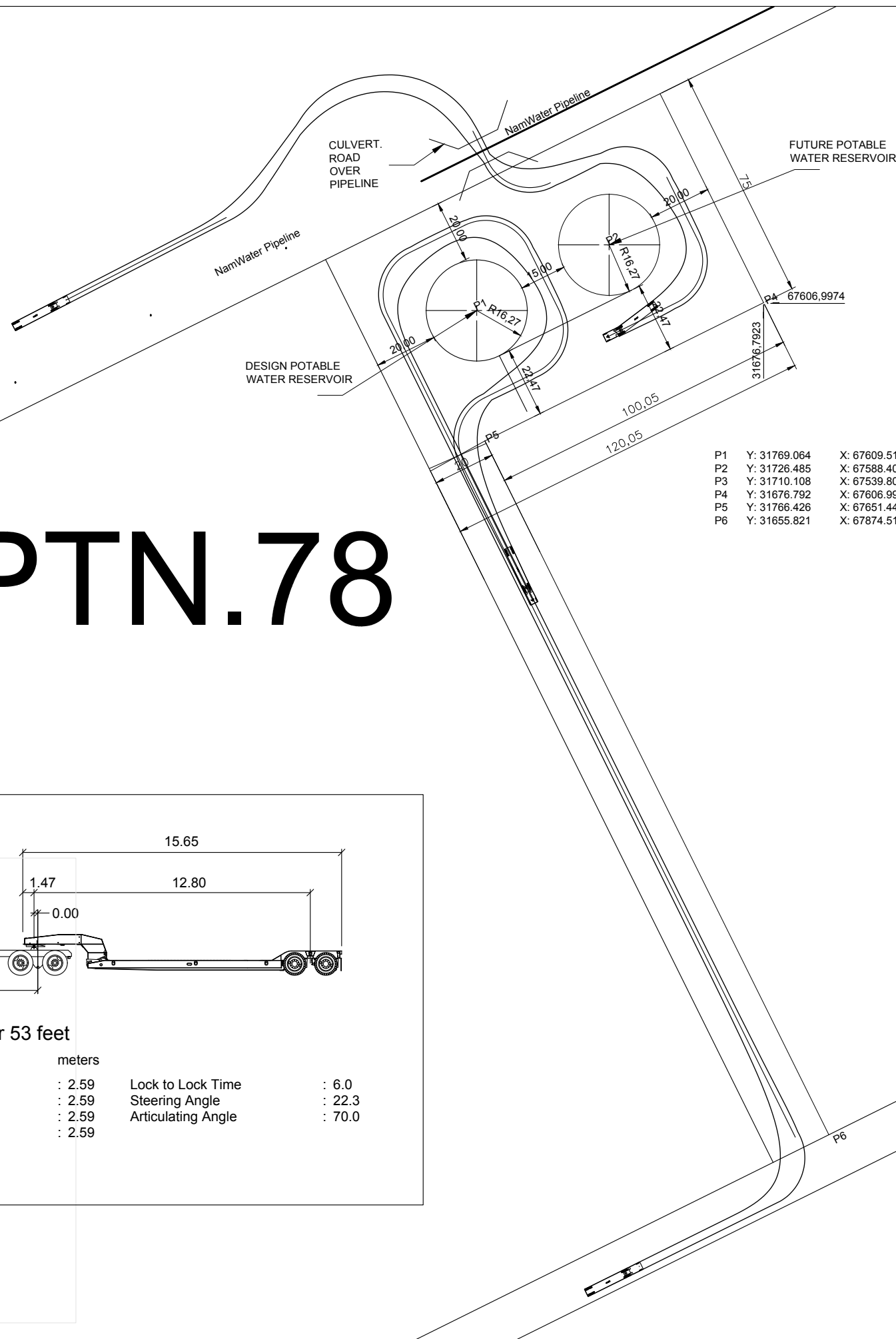
TOWNSHIP ESTABLISHMENT SUBDIVISION OF PTN 79

LEGEND:



PTN.78

PTN.79



CLIENT:

Notes:

The copyright of this drawing is reserved

PREPARED BY:

SURVEY:

DESIGN:

DRAWN:

UPDATED:

DATE JANUARY 2012


DATE JANUARY 2012

SCALE

1:2500

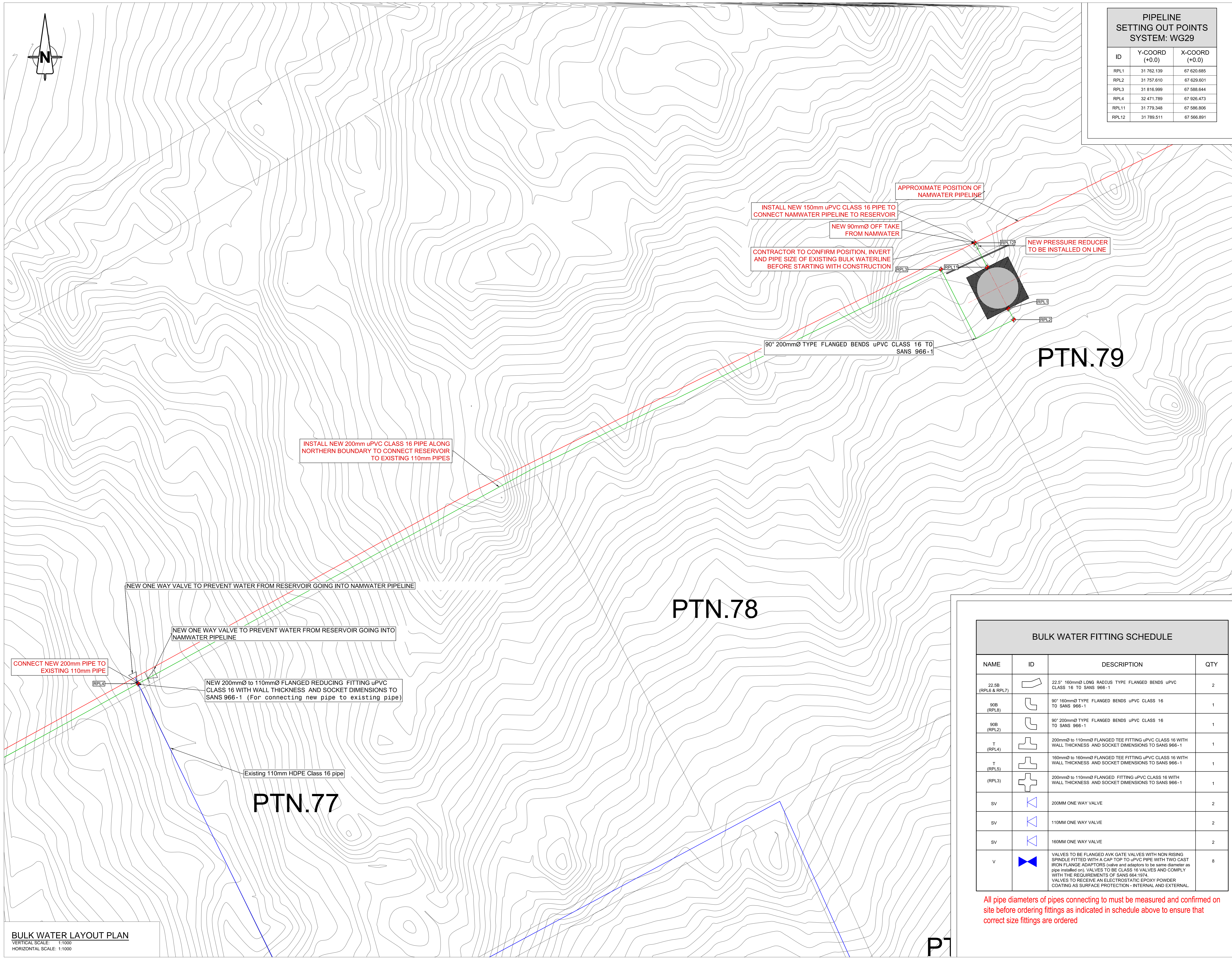
DRAWING NUMBER

SWAKOP_SDF_1



PIPELINE SETTING OUT POINTS SYSTEM: WG29		
ID	Y-COORD (+0,0)	X-COORD (+0,0)
RPL1	31 762.139	67 620.685
RPL2	31 757.810	67 629.601
RPL3	31 816.999	67 588.644
RPL4	32 471.789	67 926.473
RPL11	31 779.348	67 588.806
RPL12	31 789.511	67 566.891

- NOTES: WATER
- The standard specification SABS 1200 DB, L, LB and LF (excluding payment clauses) is applicable.
 - The complete installation shall be carried out in accordance with the Local Authorities regulations, the National Building Regulations, and to the satisfaction of the Engineer.
 - All work to be carried out by or under the direct supervision of licensed plumbers.
 - All existing pipe diameters to be measured and confirmed on site by contractor and sent to Engineer before ordering any fittings.
 - All fittings to be provided with gaskets and nuts and bolts, all nuts, bolts and other fasteners to be hot dipped galvanized, unless specified otherwise.
 - All existing water inverts and positions to be confirmed on site by contractor and sent to Engineer to review before any construction starts.
 - Minimum cover above pipes to be 800mm.
 - Inspector from Local Authority and Engineer to be notified to do inspection of pipe, fittings and manholes installed before any backfilling is done.



DRAWING ISSUE:

PRELIMINARY	<input type="checkbox"/>	TENDERS	<input checked="" type="checkbox"/>
APPROVAL	<input type="checkbox"/>	CONSTRUCTION	<input type="checkbox"/>
COORDINATION	<input type="checkbox"/>	AS BUILT	<input type="checkbox"/>

STRUCTURAL DESIGN: N. Human (PE 2010-2)

CAD OPERATOR/DESIGN: R. Januarie

APPROVED ENGINEER:

APPROVED CLIENT:

AMENDMENTS:

DATE:	NO:	DESCRIPTION:	APPROVED:
02/02/2018	E	Issued for tender	
26/02/2018	F	Setting out points added	
13/08/2018	G	Pipe size revised	
14/01/2018	H	Setting out points added	
15/01/2018	I	Issued for Tender	
27/09/2019	J	Issued for Tender	



INGPLAN CONSULTING ENGINEERS & PROJECT MANAGERS NAMIBIA (PTY) LTD
 C/O ROBERT MUGABE AVE & JAN JONKER ROAD, WINDHOEK
 PO BOX 90835, KLEIN WINDHOEK, NAMIBIA
 TEL: +264 (0) 61 245 339/345 FAX: +264 (0) 61 245 343
 E-MAIL: info@ingplan.com.na www.ingplan.com.na

COPYRIGHT IS VESTED IN THIS DRAWING AND NO USE, REPRODUCTION OR DUPLICATION HEREOF MAY OCCUR WITHOUT WRITTEN CONSENT OF INGPLAN CONSULTING ENGINEERS

CLIENT:

SWAKOPMUND MUNICIPALITY

PROJECT: DESIGN OF A POTABLE WATER RESERVOIR FOR SMALL HOLDINGS

NORTH:

FULL DESCRIPTION OF DRAWING: LAYOUT PLAN

ARCHITECTS NO: DATE: 27-09-2019

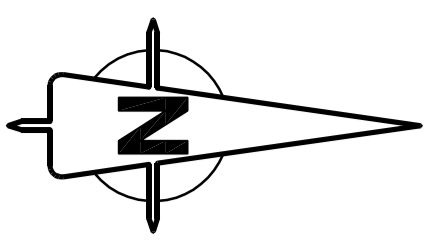
SCALE: AS SHOWN (A0) SITE: SWAKOPMUND

DRAWING NR: 14W065-C4502 REV: J

BULK WATER FITTING SCHEDULE			
NAME	ID	DESCRIPTION	QTY
22.5B (RPL6 & RPL7)		22.5° 160mmØ LONG RADIUS TYPE FLANGED BENDS uPVC CLASS 16 TO SANS 966-1	2
90B (RPL8)		90° 160mmØ TYPE FLANGED BENDS uPVC CLASS 16 TO SANS 966-1	1
90B (RPL2)		90° 200mmØ TYPE FLANGED BENDS uPVC CLASS 16 TO SANS 966-1	1
T (RPL4)		200mmØ to 110mmØ FLANGED TEE FITTING uPVC CLASS 16 WITH WALL THICKNESS AND SOCKET DIMENSIONS TO SANS 966-1	1
T (RPL5)		160mmØ to 160mmØ FLANGED TEE FITTING uPVC CLASS 16 WITH WALL THICKNESS AND SOCKET DIMENSIONS TO SANS 966-1	1
(RPL3)		200mmØ to 110mmØ FLANGED FITTING uPVC CLASS 16 WITH WALL THICKNESS AND SOCKET DIMENSIONS TO SANS 966-1	1
SV		200MM ONE WAY VALVE	2
SV		110MM ONE WAY VALVE	2
SV		160MM ONE WAY VALVE	2
V		VALVES TO BE FLANGED A/W GATE VALVES WITH NON RISING SPINDLE FITTED WITH A CAP TOP TO uPVC PIPE WITH TWO CAST IRON FLANGE ADAPTORS (valve and adaptor) to be same diameter as pipe installed on. VALVES TO BE CLASS 16 VALVES AND COMPLY WITH THE REQUIREMENTS OF SANS 964.1974. VALVES TO RECEIVE AN ELECTROSTATIC EPOXY POWDER COATING AS SURFACE PROTECTION - INTERNAL AND EXTERNAL.	8

All pipe diameters of pipes connecting to must be measured and confirmed on site before ordering fittings as indicated in schedule above to ensure that correct size fittings are ordered

BULK WATER LAYOUT PLAN
 VERTICAL SCALE: 1:1000
 HORIZONTAL SCALE: 1:1000



APPROXIMATE POSITION OF
NAMAWATER PIPELINE

CONTRACTOR TO CONFERM POSITION, INSERT
AND PIPE SIZE OF EXISTING BULK WATERLINE
BEFORE STARTING WITH CONSTRUCTION

INSTALL NEW 200mm UPVC CLASS
16 PIPE TO CONNECT NAMAWATER
PIPELINE TO RESERVOIR

INSTALL NEW 200mm UPVC CLASS 16 PIPE ALONG
NORTHERN BOUNDARY TO CONNECT RESERVOIR
TO EXISTING 110mm PIPES

CONNECT NEW 200mm PIPE TO
EXISTING 110mm PIPE

EXISTING 110mm HDPE Class 16 pipe

NEW ACCESS ROAD TO RESERVOIR

CONNECT NEW 200mm PIPE TO EXISTING 110mm PIPE

EXISTING 50mm HDPE Class 16 pipe

EXISTING 110mm UPVC Class 16 pipe

SEE DRAWING 14W065-C4503

SEE DRAWING 14W065-C4502

EXISTING 90mm UPVC Class 16 pipe

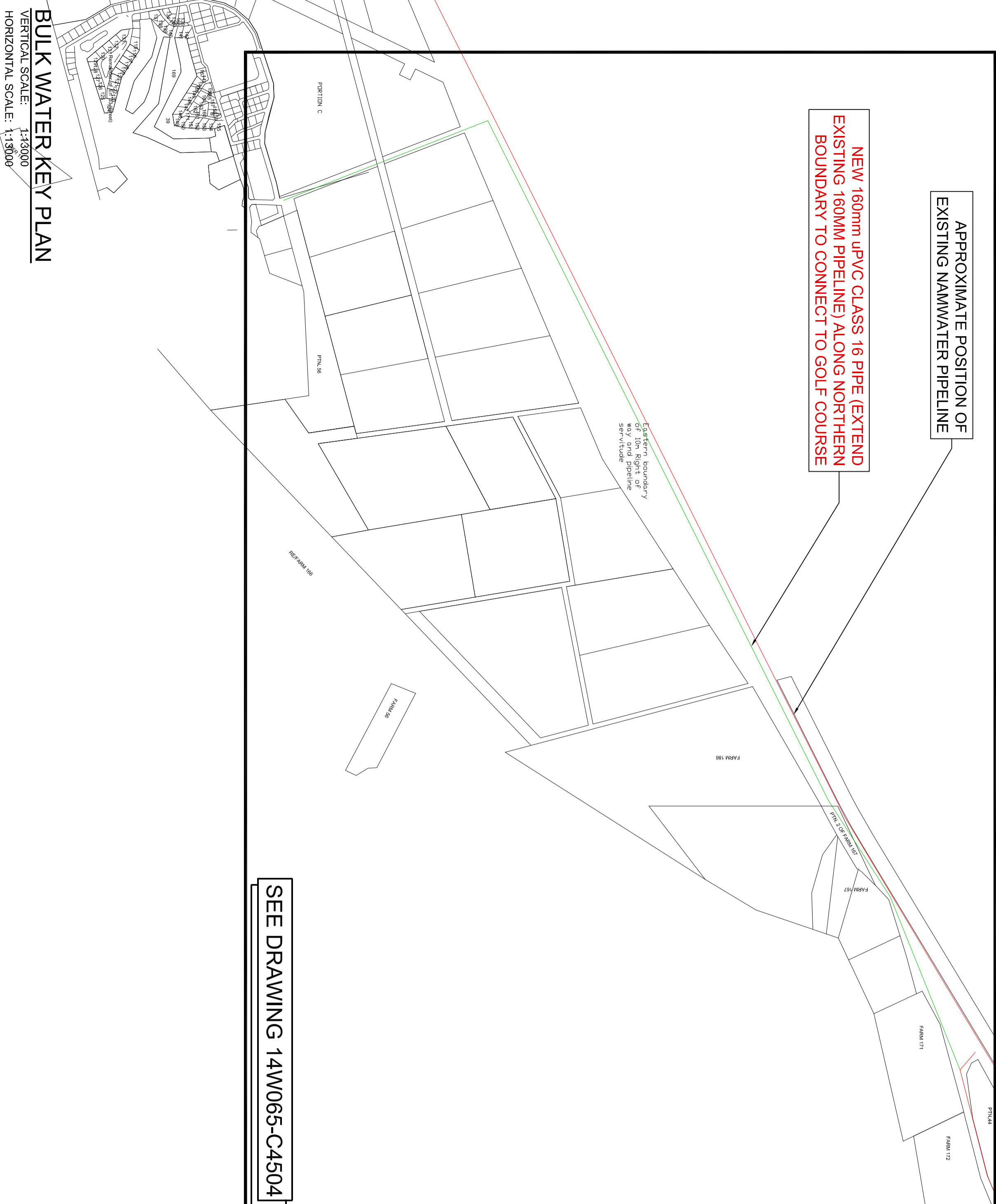
EXISTING 160mm UPVC Class 16 pipe

EXISTING 110mm UPVC Class 16 pipe

SEE DRAWING 14W065-C4504

NEW 160mm UPVC CLASS 16 PIPE (EXTEND
EXISTING 160MM PIPELINE) ALONG NORTHERN
BOUNDARY TO CONNECT TO GOLF COURSE

APPROXIMATE POSITION OF
EXISTING NAMAWATER PIPELINE



BULK WATER KEY PLAN

TOTAL SCALE: 1:3000
HORIZONTAL SCALE: 1:3000

NOTES: WATER

1. The standard specification SABS 1200 DB, L, LB and LF (excluding payment clause) is applicable
2. The complete installation shall be carried out in accordance with the local Authorities regulations, the National Building Regulations and the National Engineering Council's Code of Practice for the installation of water supply systems.
3. All work to be carried out by or under the direct supervision of licensed plumbers.
4. All existing pipe diameters to be measured and confirmed on site by contractor and send to Engineer before ordering any materials.
5. All fittings to be provided with gaskets and nuts and bolts, all nuts, bolts and other fasteners to be hot dipped galvanized, unless specified otherwise.
6. All existing water flows and pressures to be confirmed on site by contractor and send to Engineer to review before any construction starts.
7. Minimum cover above pipes to be 800mm.
8. Inspector from Local Authority and Engineer to be notified to inspect and sign off the installation before any backfilling is done.

DRAWING ISSUE: TENDERS
 PRELIMINARY APPROVAL CONSTRUCTION
 COORDINATION AS BUILT

STRUCTURAL DESIGN: N. Human (P.E. 2010/3)

CAD OPERATOR/DESIGN: R. Januarie

APPROVED ENGINEER:


APPROVED CLIENT:

AMENDMENTS:			
DATE:	NO.:	DESCRIPTION:	APPROVED:
28/03/2017	A	Issued for information	
30/03/2017	B	Issued for information	
18/01/2018	D	Issued for information	
22/01/2018	E	Issued for tender	
02/02/2018	F	Issued for tender	



INGPLAN CONSULTING ENGINEERS & PROJECT MANAGERS (PVT) LTD
C/O ROBERT MUGABE AVE & JAN JONKER ROAD, WINDHOEK
T: +264 61 245 343
F: +264 61 245 343
E-MAIL: info@ingplan.com.na www.ingplan.com.na

COPYRIGHT IS VESTED IN THIS DRAWING
OR REPRODUCTION THEREOF MAY OCCUR
WITHOUT WRITTEN CONSENT OF
INGPLAN CONSULTING ENGINEERS



SWAKOPMUND
MUNICIPALITY

CLIENT: SWAKOPMUND MUNICIPALITY

PROJECT: DESIGN OF A POTABLE WATER RESERVOIR FOR SMALL HOLDINGS



FULL DESCRIPTION OF DRAWING:

BULK WATER KEY PLAN

ARCHITECTS NO.: DATE: 02-02-2018

SCALE: 1:1-3000 SITE: SWAKOPMUND (AO)

DRAWING NR: 14W065-C4501 REV: F