

LOCALITY PLAN OF ERF R/901 OMULUNGA  
EXTENSION 2 GROOTFONTEIN.

DATE: APRIL 2017

PLAN NO: LOCALITY/R/901/OMULUNGA

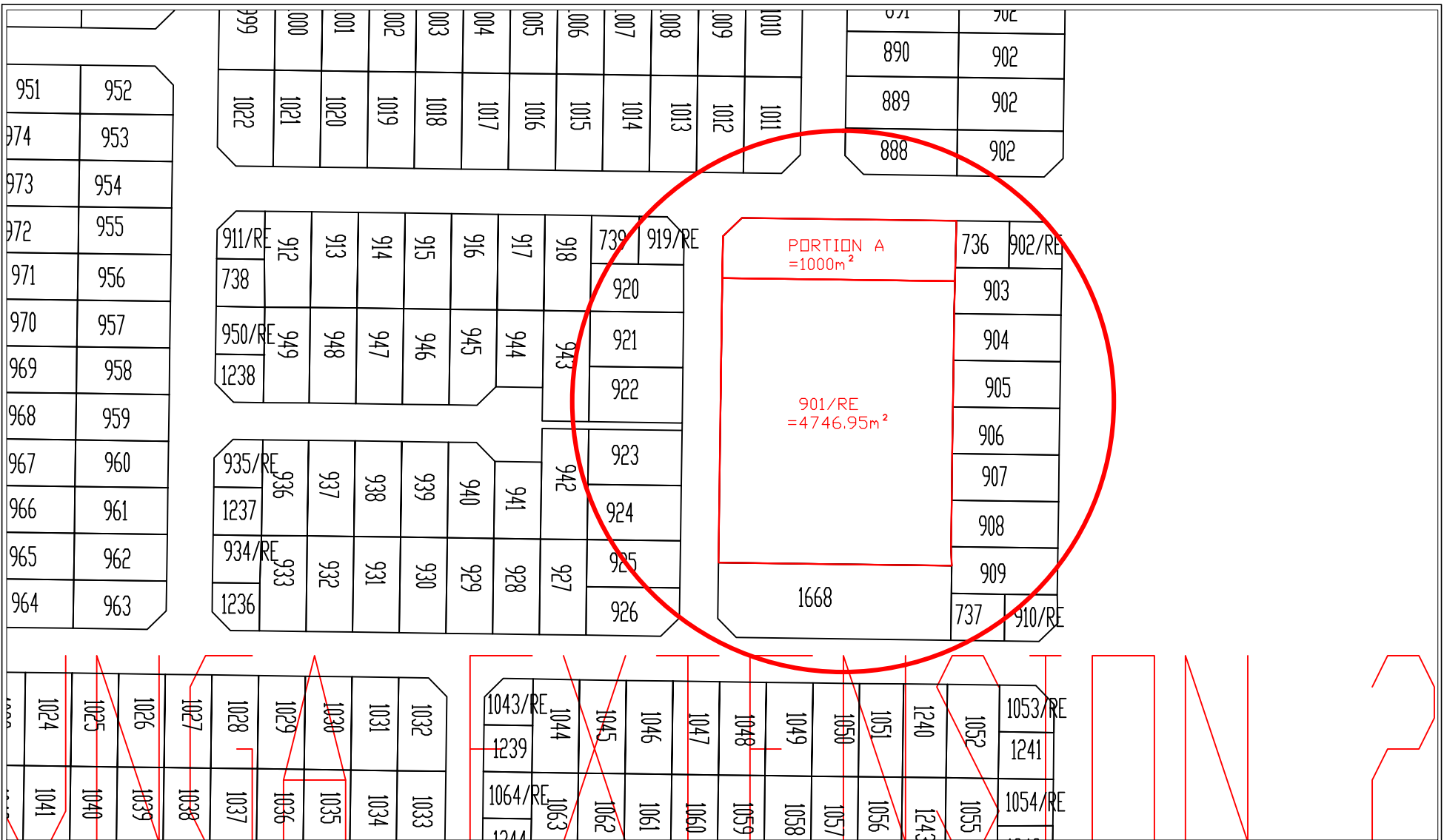


SUBDIVISION OF ERF R/901 OMULUNGA  
EXTENSION 2, GROOTFONTEIN INTO PORTION A AND THE  
REMAINDER.



RITTA KHIBA (TOWN AND REGIONAL)  
PLANNING CONSULTANTS cc

TELL: 061 225062  
CELL: 081 250 5559  
EMAIL: rkhiba@gmail.com




Erf R/901: 1000m<sup>2</sup>  
 Portion A: 4746.95m<sup>2</sup>

Scale 1:1500

DATE: APRIL 2017

PLAN NO: R/901/SM



**SUBDIVISION OF ERF R/901 OMULUNGA EXTENSION  
 2, GROOTFONTEIN INTO PORTION A AND THE  
 REMAINDER.**



RITTA KHIBA (TOWN AND REGIONAL)  
 PLANNING CONSULTANTS cc

TELL: 061 225062  
 CELL: 081 250 5559  
 EMAIL: rkhiba@gmail.com

# REZONING OF ERF 3471 OMULUNGA EXTENSION 2 TO BUSINESS



## GROOTFONTEIN

### ZONING

- Residential 1
- Residential 2
- Residential 3
- Business 2

### RESERVATION

- Public Open Space



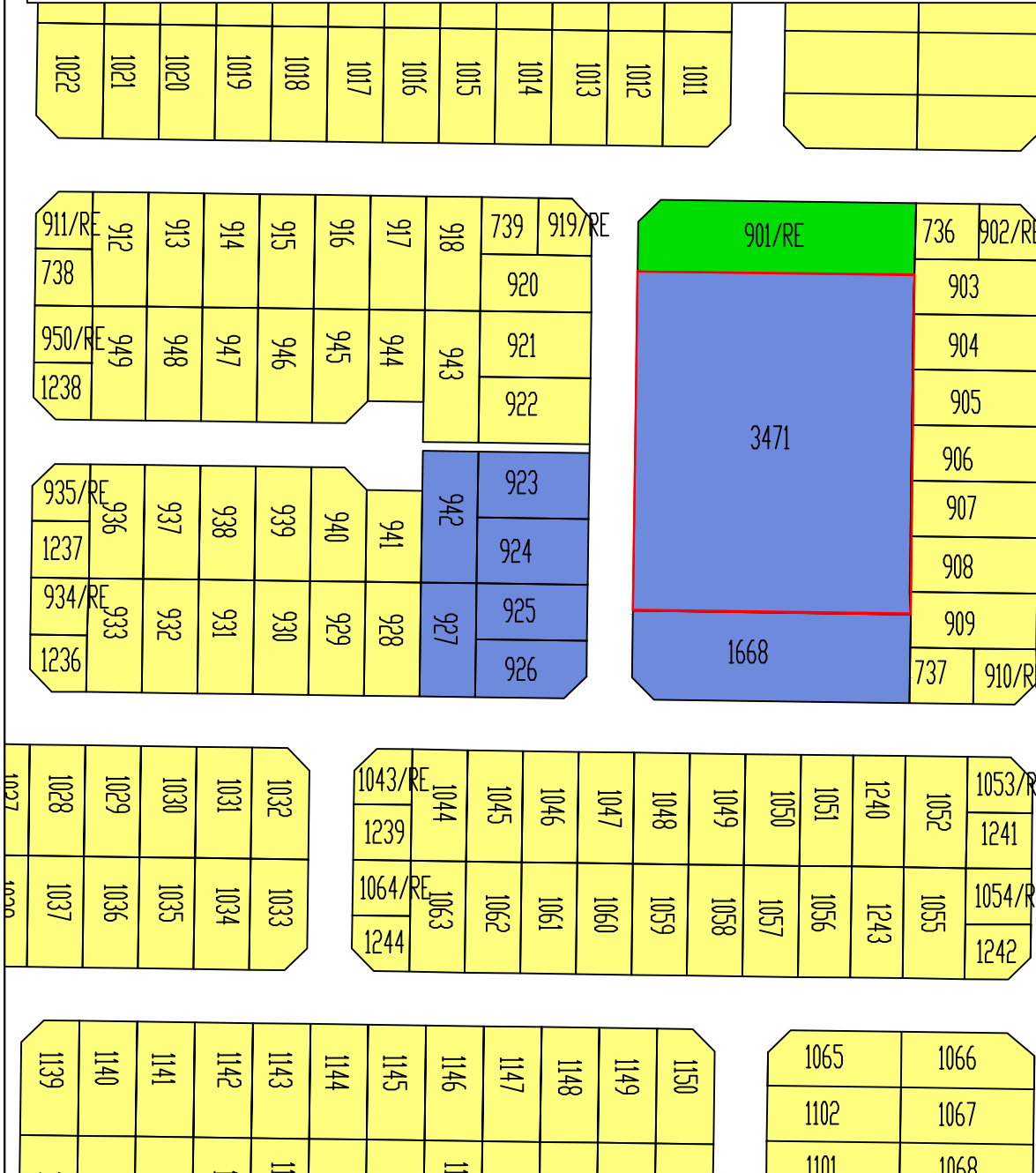
RITTA KHIBA (TOWN AND REGIONAL)  
PLANNING CONSULTANTS cc

TELL: 061 225062  
CELL: 081 250 5559  
EMAIL: rkhiba@gmail.com

Project Title:

**Scheme Map**

Scale:	Date:	Plan No:
1/500(A4)	01 DEC 2022	ZON-2





## GROOTFONTEIN

### ZONING

- Residential 1
- Residential 2
- Residential 3
- Business 2

### RESERVATION

- Public Open Space



RITTA KHIBA (TOWN AND REGIONAL)  
PLANNING CONSULTANTS cc

TELL: 061 225062  
CELL: 081 250 5559  
EMAIL: rkhiba@gmail.com

Project Title:

**Scheme Map**

Scale:	Date:	Plan No:
1/500(A4)	01 DEC 2022	ZON-1

## CURRENT RESERVATION OF ERF 3471 OMULUNGA EXTENSION 2

